

ed with 1N HCl to afford the diacid **1a**⁷ in 85% yield (Scheme 2). The compound synthesized was identical in all respects (TLC, IR, NMR) with the compound reported in the literature.

References

1. K. Tanaka, K. Ohsawa, H. Honda and I. Yamamoto, *J. Pesticide Sci.*, **6**, 75 (1981).
2. K. Mori *et al.*, *Tetrahedron*, **39**, 2303 (1983).
3. K. H. Dahm, B. M. Trost and H. Roller, *J. Amr. Chem. Soc.*, **89**, 5292 (1967).
4. R. D. Clark and C. H. Heathcock, *J. Org. Chem.*, **41**, 1396 (1976).
5. G. Stork and P. F. Hudrlik, *J. Amr. Chem. Soc.*, **90**, 4462 (1968).
6. F. Arndt, *Org. Syn. Coll. II*, 461 (1943).
7. Satisfactory physical properties and spectroscopic data (¹H-NMR, IR) were obtained for the compounds: Sily-

loxyalkene (3): TLC; $R_f=0.74$, hexane:CH₂Cl₂=5:5, SiO₂; IR(NaCl, neat) 2900, 1670 cm⁻¹; ¹H-NMR (80MHz, CDCl₃) 0.15(9H, s, 3CH₃), 1.05(3H, d, CH₃), 1.32(4H, m, CH₂CH₂), 1.55(3H, s, CH₃), 1.95(3H, m, HCH₂); bp 40°C/15 mmHg. 2-Methyl-6-oxo-heptanoic acid(2b): TLC; $R_f=0.47$, CH₂Cl₂, SiO₂; IR (NaCl, neat) 2950, 1720 cm⁻¹; ¹H-NMR(80MHz, CDCl₃) 1.17(3H, d, CH₃), 1.56(4H, m, CH₂CH₂), 2.14(3H, s, CH₃), 2.43(3H, m, HCH₂), 3.68(3H, s, CH₃). 3,7-Dimethyl-2-octene-1,8-dioate(1b): TLC; $R_f=0.82$, CH₂Cl₂, SiO₂; IR(NaCl, neat) 2930, 1715, 1640 cm⁻¹; ¹H-NMR(80MHz, CDCl₃) 1.16(3H, d, CH₃), 1.55(4H, m, CH₂CH₂), 2.14(3H, s, CH₃), 2.43(3H, m, HCH₂), 3.68(6H, s, CH₃CH₃), 5.67(1H, s, H). 3,7-Dimethyl-2-octene-1,8-dioic acid(1a): TLC; $R_f=0.14$, CH₂CH₂, SiO₂; IR(NaCl, neat) 3600, 3000, 2950, 1700, 1650 cm⁻¹; ¹H-NMR(80MHz, CDCl₃) 1.20(3H, d, CH₃), 1.62(4H, m, CH₂CH₂), 2.16(3H, s, CH₃), 2.46(3H, m, HCH₂), 5.79(3H, brs, HC=, CO₂H, CO₂H).

t-Butyl 2-Pyridon-1-yl Carbonate and Benzyl 2-Pyridon-1-yl Carbonate. New Amino Protective Reagents for t-Butoxycarbonylation and Benzyloxy-carbonylation of Amines and Amino Acids

Sunggak Kim*, Jou Hyeon Park, and Sung Soo Kim

Department of Chemistry, Korea Advanced Institute of Science and Technology, Seoul 131
Received September 21, 1987

The t-butoxycarbonyl (Boc) group is one of the most important amino protective groups along with benzyloxycarbonyl (Cbz) group because of the resistance to racemization during peptide synthesis and facile cleavage of Boc group.¹ The Boc group was originally introduced with t-butyl chloroformate but its use has been limited due to its instability.² In the case of benzyloxycarbonylation of amino acids, benzyl chloroformate has been widely used, but it is thermally unstable and decomposes to yield carbon dioxide and benzyl chloride when it is stored over a long period of time. Thus, considerable efforts have been devoted to the development of a variety of useful and reliable reagents for the protection of amino acids during last 30 years.^{1,3} Recently, we have introduced several efficient amino protective reagents for t-butoxycarbonylation and benzyloxycarbonylation of amino acids.^{4,5} We now wish to report that new amino protective reagents, t-butyl 2-pyridon-1-yl carbonate and benzyl 2-pyridon-1-yl carbonate, are very effective for t-butoxycarbonyla-

tion and benzyloxycarbonylation of amines and amino acids.

t-Butyl 2-pyridon-1-yl carbonate was conveniently prepared in 70% yield by the reaction of 2-pyridon-1-yl chloroformate, generated from phosgene and 1-hydroxy-2(1H)-pyridone⁶ in the presence of pyridine, with equimolar amounts of t-butyl alcohol in methylene chloride at room temperature (Eq. 1).⁷ Benzyl 2-pyridon-1-yl carbonate was easily prepared in 90% yield by treatment of benzyl chloroformate with equimolar amounts of 1-hydroxy-2(1H)-pyridone and triethylamine in methylene chloride at room temperature (Eq. 2).⁸ t-Butyl 2-pyridon-1-yl carbonate and benzyl 2-pyridon-1-yl carbonate were obtained as stable crystalline compounds, showing no sign of decomposition when kept at room temperature for one month.

As shown in Table 1, simple amines were cleanly t-butoxycarbonylated to give the corresponding t-butyl carbamates within 10 min at room temperature and sterically hindered amines such as 2,6-dimethylpiperidine and diisopropylamine worked well, although they required longer reaction times. Similarly, benzyloxycarbonylation of amines proceeded well with benzyl 2-pyridon-1-yl carbonate. When t-butoxycarbonylation of amino acids were carried out in aqueous N,N'-dimethylformamide, the N-Boc amino acids were obtained in relatively low yields because t-butyl 2-pyridon-1-yl carbonate was decomposed to some extent in aqueous N,N'-dimethylformamide. It was found that t-butoxycarbonylation of amino acids proceeded cleanly in p-dioxane, even

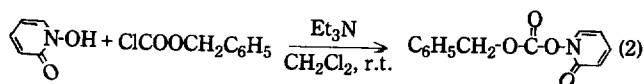
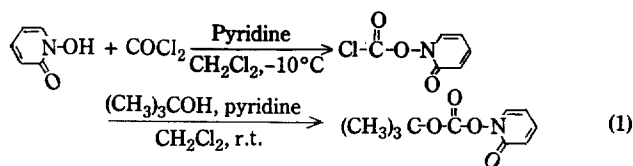



Table 1. Preparation of N-Boc and N-Cbz Carbamates from Amines^a

amine	N-Boc carbamate		N-Cbz carbamate	
	time, h	yield, %	time, h	yield, %
C ₆ H ₅ CH ₂ NH ₂	0.1	90	0.1	96
CH ₃ NHCH ₂ CH ₂ OH	0.1	96		
CH ₃ (CH ₂) ₂ NH ₂	0.1	97		
(CH ₃) ₂ CHNHCH(CH ₃) ₂	30	92	2	88
C ₆ H ₅ NH ₂	5.5	94	0.5	98
	84	72	3	86

^aThe reaction was carried out with equimolar amounts of an amine and the reagent in methylene chloride at room temperature.

Table 2. Preparation of N-Boc and N-Cbz Amino Acids^a

amino acid	method ^b	N-Boc amino acid		N-Cbz amino acid	
		time, h	yield, % ^c	time, h	yield, % ^c
Pro	A	0.5	76	0.2	96
	B	10	97		
Ala	A	0.5	66	0.2	97
	B	10	82		
Try	A	0.5	60	0.2	95
	B	10	93		
Val	A	0.5	62	0.2	97
	B	10	96		
Leu	A	0.5	64	0.2	86
	B	10	80		
Met	A	0.5	70	0.2	90
	B	10	80		
Phe	A			0.2	96
	B	10	85		

^aThe reaction was carried out with equimolar amounts of an amino acid, the reagent, and triethylamine. ^bMethod A: in aqueous DMF at room temperature. Method B: in p-dioxane at 80°C. ^cIsolated yields.

though the reaction required 10 h at 80°C for completion of the reaction. Under the present conditions, several amino acids were cleanly converted into the corresponding N-Boc amino acids as shown in Table 2. However, benzyloxycarbonylation of amino acids occurred cleanly and rapidly in aqueous N,N'-dimethylformamide and the reaction was generally complete 10 min at room temperature. The identities of N-Boc and N-Cbz amino acids were confirmed by comparison NMR, mp, and $[\alpha]_D$ values with reported data.

Acknowledgment. This research was supported by Korea Science and Engineering Foundation.

References

1. J. F. W. McOmie, "Protective Groups in Organic Chemistry," Plenum Press, London (1973); T. W. Greene, "Protective Groups in Organic Synthesis," Wiley, New York (1981); E. Gross and J. Meienhofer, "The Peptides," Academic Press, New York (1981), Vol. 3.
2. A. R. Choppin and J. W. Rogers, *J. Am. Chem. Soc.*, **70**, 2967 (1948).
3. Y. Kita, J. Harata, H. Yasuda, K. Fukunaga, Y. Shirouchi, and Y. Tamura, *J. Org. Chem.*, **47**, 2697 (1982) and references cited therein.
4. S. Kim and J. I. Lee, *Chem. Lett.*, 237 (1984); S. Kim, J. I. Lee, and K. Y. Yi, *Bull. Chem. Soc. Jpn.*, **58**, 3570 (1985).
5. S. Kim and H. Chang, *Chem. Commun.*, 1357 (1983); S. Kim and H. Chang, *Bull. Korean Chem. Soc.*, **7**, 70 (1986).
6. A. R. Katritzky, *J. Chem. Soc.*, 191 (1957).
7. mp 104°C; NMR(CDCl₃) δ 1.68 (s, 1H), 6.20-6.48 (m, 1H), 6.75-6.90 (m, 1H), 7.36-7.62 (m, 2H); IR(KBr) 1825, 1675 cm⁻¹. Calcd for C₁₀H₁₃NO₄: C, 56.89; H, 6.21; N, 6.63. Found: C, 56.8; H, 6.3; N, 6.6.
8. mp 99°C; NMR(CDCl₃) δ 5.34 (s, 2H), 5.90-6.20 (m, 1H), 6.48-7.71 (m, 1H), 7.20-7.45 (m, 7H); IR(KBr) 1800, 1685 cm⁻¹. Calcd for C₁₃H₁₁NO₄: C, 63.71; H, 4.52; N, 5.76. Found: C, 63.5; H, 4.7; N, 5.7.

A Simple Approach to the Valerane Skeleton

Jong-Gab Jun*

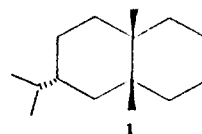
Department of Chemistry, Hallym University, Chunchon 200

Bradford P. Mundy

Department of Chemistry, Montana State University, Bozeman, MT 59717, U.S.A. Received August 21, 1987

The carbon framework of the valerane sesquiterpenes provides stereochemically interesting *cis*-dimethyl substitution around the ring junction.¹ The parent compound is obtained by the reduction of 1-valeranone which isolated from *Valeriana officinalis*.² As a continuation of our studies using dianion methodology³ we explored the stereospecific formation of the parent, valerane, (**1**).

Our approach is different from that recently reported by Garratt⁴ in the timing of incorporation of the isopropyl group. Hydrogenolysis of the C-S bond of 12-thia[4.4.3]propell-3-



ene(**2**) by using Raney-nickel whose synthesis was reported in the previous article⁵, provided the required *cis*-9, 10-dimethyl decalin-2-ene (**3**) in 73% yield. The introduction of the isopropyl group was achieved according to the sequences shown in Figure 1. Hydroboration of the alkene bond of **3**