

- 68.0, 67.3, 67.2, 63.2, 59.0.
17. **10**: IR (neat, cm^{-1}) 3300 (alkyne), $^1\text{H NMR } \delta$ (400 MHz, CDCl_3) 5.80 (ddd, 1H, $J_1=6.9$ Hz, $J_2=10.5$ Hz, $J_3=17.4$ Hz, 2-H), 5.30 (m, 2H, 1-H₂), 4.80 (m, 6H, 2x(OCH₂O) (MEM)), 4.23 (m, 1H, 4-H), 3.4-4.0 (m, 14H, 3x(OCH₂CH₂O) (MEM) and 3-H and 5-H), 3.36 (s, 9H, 3xOCH₃ (MEM)), 2.60 (m, 2H, 6-H₂), 1.95 (t, 1H, $J=2.6$ Hz, 8-H); MS (FAB) 315 (M^{-1} , 100%).
18. Miyamoto, K.; Kubodera, N.; Ochi, K.; Matsunaga, I.; Murayama, E. *Eur. Pat. Appl.* **1985**, EP 184,206.

19. **12**: [α]_D²⁵ = -92.5° ($c=0.62$, CHCl_3); UV λ_{max} (EtOH) 265 nm; $^1\text{H NMR } \delta$ (400 MHz, CDCl_3) 6.36 (d, 1H, $J=11.2$ Hz, 6-H), 6.02 (d, 1H, $J=11.2$ Hz, 7-H), 5.42 (m, 1H, 19-H), 5.08 (m, 1H, 19-H), 4.22 (m, 1H, 1-H), 4.15 (m, 1H, 3-H), 3.50 (m, 1H, 2-H), 3.04 (s, 1H, OH), 2.80 (dd, $J_1=12.0$ Hz, $J_2=3.8$ Hz, 1H, 9-H), 2.58 (s, 1H, OH), 2.48 (m, 2H, 4-H₂), 2.24 (s, 1H, OH), 0.91 (d, 3H, $J=6.3$ Hz, 21-CH₃), 0.87 (d, $J=1.7$ Hz, 3H, 26-CH₃), 0.85 (d, $J=1.7$ Hz, 3H, 27-CH₃), 0.54 (s, 3H, 18-CH₃).

Efficient Synthesis of Hydroxyethylidene and (*E*)-Alkene Dipeptide Isosteres

Byeang Hyeon Kim* and Hye Jeong Ahn †

Department of Chemistry, Center for Biofunctional Molecules, Pohang University of Science and Technology, Pohang 790-784, Korea
Received December 17, 1996

The development of novel dipeptide isosteres possesses a great value and importance in peptidomimetics. Among more than dozen peptide isosteres,¹ (*E*)-alkene dipeptide isostere² is a suitable amide bond surrogate in terms of mimicking the rigidity, bond angles, and bond length of the amide bond. We wish to report here general and efficient synthesis of hydroxyethylidene³ and (*E*)-alkene dipeptide isosteres, which would considerably increase their application to drug and development.

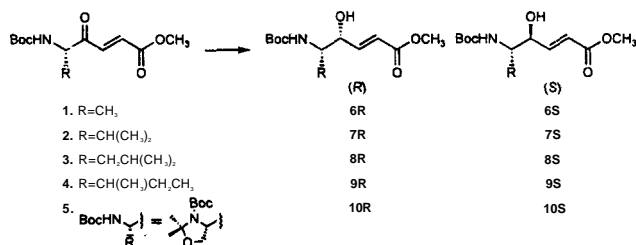
Hydroxyethylidene dipeptide isostere first reported by Hanson *et al.*^{3a} is an interesting dipeptide analog which combines conformational restriction, function as statine mimics, and the ability to undergo conjugate addition to enzyme nucleophiles such as cysteine thiol. Previous syntheses^{3b,c,d} of hydroxyethylidene dipeptide isosteres mainly resorted to the Hansons method,^{3a} which was hampered by the lack of Stereoselectivity in the vinylmagnesium halide addition to amino aldehydes, long reaction steps, and low overall yields. As a solution to the synthetic problem in preparing hydroxyethylidene dipeptide isosteres, we have developed an efficient route from ketovinyl dipeptide isostere.⁴ Reduction of ketovinyl dipeptide isostere gives the corresponding hydroxyethylidene dipeptide isostere in one step (Scheme 1).

Various reducing agents including NaBH_4 , $\text{Zn}(\text{BH}_4)_2$, LiEt_3BH , L-selectride, LS-selectride, $\text{LiAl}(i\text{-Bu})_2(n\text{-Bu})_2$, and NaBH_3CN were used and additives such as Et_3BOMe ,

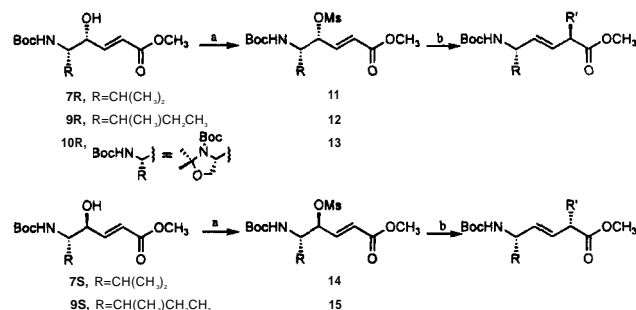
ZnCl_2 , CeCl_3 , and SmCl_3 were employed. Even though the Stereoselectivity of reduction was moderate (product ratio, (*R*):(*S*)=88:12-18:82),⁵ combined isolated yields of (*R*)- and (*S*)-alcohols were good to excellent (55-99%). Furthermore, by employing some additives (CeCl_3 , SmCl_3) diastereoselectivity could be reversed and both diastereomers of hydroxyethylidene dipeptide isosteres could be prepared. Due to ease access of ketovinyl dipeptide isosteres from amino acids,⁴ this synthetic route constitutes an efficient and general pathway for hydroxyethylidene dipeptide isosteres. Conversion of hydroxyethylidene to (*E*)-alkene dipeptide isosteres through γ -mesyloxy (*E*)- α,β -enoate intermediates was completed by using Ibuka's method.^{3b}

Anti-S_N2' displacement of γ -mesyloxy leaving group with organocopper. BF_3 complex provided (*E*)-alkene dipeptide isostere in a stereoselective manner (Scheme 2). Experimental results are summarized in Table 1.

The salient features of this synthetic route for (*E*)-alkene dipeptide isosteres include: (1) the relatively few number of steps required, (2) excellent chemical yields and Stereoselectivity. Due to the simplicity and efficiency in preparation of scalemic γ -hydroxy α,β -enoates (hydroxyethylidene) and a



Scheme 1.



Scheme 2. Reagents and conditions: (a) MsCl , pyridine, CH_2Cl_2 , 0°C. (b) CuCN , $\text{R}'\text{MgCl}$, $\text{BF}_3 \cdot \text{Et}_2\text{O}$, THF , -78°C.

Table 1. Synthesis of (*E*)-alkene dipeptide isosteres

substrate	(<i>E</i>)-alkene dipeptide isostere	yield	diastereo-Selectivity (R) : (S) ^b	[α] _D (c, CHCl ₃)
11				
	R=CH(CH ₃) ₂ , R'=CH(CH ₃) ₂	89	99:1	-35.9(0.88)
	R'=CH ₂ CH(CH ₃) ₂	88	99:1	-40.3(0.88)
	R'=C(CH ₃) ₃	55 ^c	95:5	-26.5(0.92)
12	R=CH(CH ₃)CH ₂ CH ₃			
	R'=CH ₃	69 ^d	86:14	-22.2(0.94)
	R'=CH(CH ₃) ₂	89	99:1	-29.5(0.87)
	R'=CH ₂ CH(CH ₃) ₂	85	99:1	-42.4(1.02)
	R'=C(CH ₃) ₃	74 ^e	99:1	-2.3(1.07)
13				
	R'=CH(CH ₃) ₂	95	99:1	-56.2(1.42)
	R'=CH ₂ CH(CH ₃) ₂	93	99:1	-41.2(1.07)
	R'=C(CH ₃) ₃	93	99:1	-58.6(0.57)
14				
	R=CH(CH ₃) ₂			
	R'=CH ₃	83 ^f	1:99	+18.9(1.31)
	R'=CH(CH ₃) ₂	92	1:99	+17.8(1.60)
	R'=CH ₂ CH(CH ₃) ₂	91	1:99	+26.5(1.09)
	R'=C(CH ₃) ₃	73 ^g	2:98	+8.02(1.09)
15	R=CH(CH ₃)CH ₂ CH ₃			
	R'=CH ₃	84	1:99	+30.7(1.18)
	R'=CH(CH ₃) ₂	80	5:95	+37.7(1.13)
	R'=CH ₂ CH(CH ₃) ₂	93	1:99	+43.1(0.98)
	R'=C(CH ₃) ₃	88 ^h	1:99	+20.0(1.01)

^cIsolated yield of the major product. ^bConfiguration at C2 center. ^dObtained along with 11% reductive elimination product. ^eObtained along with 14% reductive elimination product. ^fObtained along with 11% reductive elimination product. ^gObtained along with 6% reductive elimination product. ^hObtained along with 15% reductive elimination product. ⁱObtained along with 10% reductive elimination product.

variety of available organocopper reagents, this synthetic route for (*E*)-alkene dipeptide isosteres is a valuable addition to the arsenal of reliable synthetic pathways and will be often applied to peptidomimetics.

Acknowledgment. We are grateful to the Ministry of Education (BSRI-95-3437) for the financial support. We thank Ki Hwan Ko for assistance in the preparation of the manuscript.

References

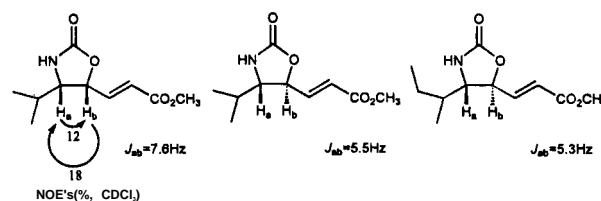
[†]Current address: Hansol Institute of Science and Technology, Namyangju-Si, Kyungki-Do, Korea.

1. (a) Spatola, A. F. In *Chemistry and Biochemistry of Am-*

ino acids, Peptides and Proteins; Weinstein B., Ed.; Marcel Dekker: New York, 1983; Vol. 7, chapter 5. (b) Kim, B. H.; Chung, Y. J.; Keum, G.; Kim, J.; Kim, K. *Tetrahedron Lett.* **1992**, *33*, 6811. (c) Chung, Y. J.; Ryu, E. J.; Keum, G.; Kim, B. H. *Bioorg. Med. Chem.* **1996**, *4*, 209. (d) Kim, B. H.; Chung, Y. J.; Ryu, E. J. *Tetrahedron Lett.* **1993**, *34*, 8465 and references therein.

- (a) McKinney, J. A.; Eppley, D. F.; Keenan, R. M. *Tetrahedron Lett.* **1994**, *35*, 5985, (b) Bol, K. M.; Liskamp, R. M. J. *Tetrahedron* **1992**, *48*, 6425. (c) Ibuka, T.; Habashita, H.; Funakoshi, S.; Fujii, N.; Oguchi, Y.; Uyehara, T.; Yamamoto, Y. *Angew. Chem. Int. Ed. Engl.* **1990**, *29*, 801. (d) Beresini, R. T.; Masse, C. E.; Panek, J. S. *J. Org. Chem.* **1995**, *60*, 7714. (e) de Gaeta, L. S. L.; Czarniecki, M.; Spaltenstein, A. *J. Org. Chem.* **1989**, *54*, 4004. (f) Shue, Y.-K.; Carrera, G. M., Jr.; Tufano, M. D.; Nadzan, A. M. *J. Org. Chem.* **1991**, *56*, 2107. (g) Fujii, N.; Habashita, H.; Shigemori, N.; Otaka, A.; Ibuka, T.; Tanaka, M.; Yamamoto, Y. *Tetrahedron Lett.* **1991**, *32*, 4969. (h) Spaltenstein, A.; Carpino, P. A.; Miyake, F.; Hopkins, P. B. *Tetrahedron Lett.* **1986**, *27*, 2095. (i) Bohnstedt, A. C.; Prasad, J. V. N. V.; Rich, D. H. *Tetrahedron Lett.* **1993**, *34*, 5217. (j) Ibuka, T.; Nakai, K.; Habashita, H.; Hotta, Y.; Fujii, N.; Mimura, N.; Miwa, Y.; Taga, T.; Yamamoto, Y. *Angew. Chem. Int. Ed. Engl.* **1994**, *33*, 652. (k) Wipf, P.; Fritch, P. C. *J. Org. Chem.* **1994**, *59*, 4875. (l) Ibuka, T. *J. Synth. Org. Chem. Jpn.* **1992**, *50*, 953 and references therein.
- (a) Hanson, G. J.; Lindberg, T. *J. Org. Chem.* **1985**, *50*, 5399. (b) Ibuka, T.; Habashita, H.; Otaka, A.; Fujii, N.; Oguchi, Y.; Uyehara, T.; Yamamoto, Y. *J. Org. Chem.* **1991**, *56*, 4370. (c) Jenmalm, A.; Berts, W.; Li, Y.-L.; Luthman, K.; Csoregh, I.; Hacksell, U. *J. Org. Chem.* **1994**, *59*, 1139. (d) Kempf, D. J.; Wang, X. C.; Spanton, S. G. *Int. J. Peptide Protein Res.* **1991**, *38*, 237.
- Kim, B. H.; Chung, Y. J.; Ahn, H. J.; Ha, T.-K. *Bull. Kor. Chem. Soc.* **1996**, *17*, 401.

5. The absolute configuration of **6R** and **6S** compounds was determined by the comparison of ¹H NMR chemical shift values of those compounds with the literature^{3b} values of compound **6S**. In the case of compounds **7R**, **7S**, and **9R** corresponding oxazolidone derivatives were prepared and the absolute configuration was determined by the comparison of coupling constants (J_{ab}) with the literature values and the NOE experiment.



- (a) Kempf, D. J.; de Lara, E.; Stein, H. H.; Cohen, J.; Plattner, J. J. *J. Med. Chem.* **1987**, *30*, 1978. (b) Radatz, P.; Jonczyk, A.; Minck, K.-O.; Rippmann, F.; Schittenhelm, C.; Schmitges, C. J. *J. Med. Chem.* **1992**, *35*, 3525.