

Limitations of the Transition State Variation Model. Part 8. Dual Reaction Channels for Solvolyses of 3,4-Dimethoxybenzenesulfonyl Chloride

In Sun Koo,* Eunju Kwon, Hojune Choi,† Kiyull Yang, Jong Keun Park,
Jong Pal Lee,‡ Ikchoon Lee,§ and T. William Bentley#,*

Department of Chemistry Education and The Research Institute of Natural Science, Gyeongsang National University,
Jinju 660-701, Korea. *E-mail: iskoo@gsnu.ac.kr

†Department of Chemistry, Gyeongsang National University, Jinju 660-701, Korea

‡Department of Chemistry, Dong-A University, Pusan 604-714, Korea

§Department of Chemistry, Inha University, Incheon 402-751, Korea

#Department of Chemistry, University of Wales, Swansea, Singleton Park Swansea SA2 8PP, UK

*E-mail: cmsolv@swansea.ac.uk

Received September 17, 2007

Solvolyses of 3,4-dimethoxybenzenesulfonyl chloride (DSC) in water, D₂O, CH₃OD, and in aqueous binary mixtures of acetone, acetonitrile, 1,4-dioxane, ethanol, methanol, and 2,2,2-trifluoroethanol (TFE) have been investigated at 25.0 °C. Kinetic solvent isotope effects (KSIE) in water and in methanol and product selectivities in alcohol-water mixtures are also reported. The Grunwald-Winstein plot of first-order rate constants for the solvolytic reaction of DSC with Y_{Cl} shows marked dispersions into separated lines for various aqueous mixtures. With use of the extended Grunwald-Winstein equation, the *l* and *m* values obtained are 1.12 and 0.58 respectively for the solvolyses of DSC. The relatively large magnitude of *l* is consistent with substantial nucleophilic solvent assistance. From Grunwald-Winstein plots the rate data are dissected approximately into contributions from two competing reaction channels. This interpretation is supported for alcohol-water mixtures by the trends of product selectivities, which show a maximum for ethanol-water mixtures. From the KSIE of 1.45 in methanol, it is proposed that the reaction channel favored in methanol-water mixtures and in all less polar media is general-base catalysed and/or is possibly (but less likely) an addition-elimination pathway. Also, the KISE value of 1.35 for DSC in water is expected for S_N2-S_N1 processes, with minimal general base catalysis, and this mechanism is proposed for solvolyses in the most polar media.

Key Words : Solvolyses, Kinetic solvent isotope effect, General-base catalysis, Dual reaction channels

Introduction

Sulfonyl halides are known to be solvolyzed through a borderline mechanism¹ as in the solvolysis of benzyl chloride.² There have been, however, much dispute over the mechanism as to whether it is an S_N2³ or an S_AN⁴ process, the former being preferred lately. A particularly important system which contains tetracoordinate sulfur is ArSO₂Cl; sulfonyl chlorides are important reagents in organic synthesis and substitution reactions of these compounds bridge inorganic and organic chemistry.

Solvent effects and linear free energy relationships in the solvolyses of sulfonyl halides,²⁵ especially substituted benzenesulfonyl chlorides, have received much attention,⁵ but little work has been done on the solvent stoichiometric effect on alcohol-water mixed solvents, especially for the solvolyses of electron rich substituted aromatic sulfonyl chlorides.

Dispersion into separated lines in the correlation of the specific rates of solvolysis of substrates in various binary mixtures was documented⁶⁻¹⁰ in early treatments using the Grunwald-Winstein eq. (1).^{11-14,17}

$$\log(k/k_0) = mY + c \quad (1)$$

In general, dispersion effects in unimolecular solvolysis^{15,16} make smaller contributions to the overall linear free energy relationship (LFER) than solvent nucleophilicity effects in bimolecular solvolysis.^{6,18} It was suggested that a second term which is governed by the sensitivity *l* to solvent nucleophilicity *N*, should be added to Eq. (1) for bimolecular solvolysis.¹⁸ The resulting Eq. (2) is often referred to as the extended Grunwald-Winstein equation.¹⁸

$$\log(k/k_0) = mY + lN + c \quad (2)$$

Solvolytic reactions in alcohol-water mixtures lead to alcohol and ether products from which selectivities can be calculated using Eq. (3).¹⁹⁻²¹

$$S = \frac{[\text{ether product}]/[\text{alcohol product}]}{\times [\text{water}]/[\text{alcohol solvent}]} \quad (3)$$

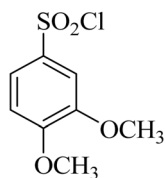
In this work, we determined rate constants for solvolyses of 3,4-dimethoxybenzenesulfonyl chloride (DSC) in aqueous binary solvents of acetone, ethanol, methanol, methanol-d and pure water at various temperatures. Transition state variation is also discussed by applying the Grunwald-Winstein equation, extended Grunwald-Winstein equation, Kinetic solvent isotope effects (KSIE) and acti-

Table 1. Rate constant (k/s^{-1}) for solvolysis of 3,4-Dimethoxybenzenesulfonyl chloride in binary solvent mixture at 25 °C^a

solvent composition	rate constant (k/s^{-1})		
	methanol-water	ethanol-water	acetone-water
100	$(1.44 \pm 0.01) \times 10^{-4}$	$(2.99 \pm 0.28) \times 10^{-5}$	–
90	$(3.34 \pm 0.09) \times 10^{-4}$	$(8.72 \pm 0.20) \times 10^{-5}$	–
80	$(5.97 \pm 0.00) \times 10^{-4}$	$(1.51 \pm 0.01) \times 10^{-4}$	$(1.63 \pm 0.22) \times 10^{-5}$
70	$(9.86 \pm 0.04) \times 10^{-4}$	$(2.28 \pm 0.02) \times 10^{-4}$	$(3.61 \pm 0.15) \times 10^{-5}$
60	$(1.51 \pm 0.01) \times 10^{-3}$	$(3.43 \pm 0.13) \times 10^{-4}$	$(8.69 \pm 0.08) \times 10^{-5}$
50	$(2.24 \pm 0.01) \times 10^{-3}$	$(5.65 \pm 0.06) \times 10^{-4}$	$(1.98 \pm 0.02) \times 10^{-4}$
40	$(3.12 \pm 0.01) \times 10^{-3}$	$(1.03 \pm 0.00) \times 10^{-3}$	$(4.28 \pm 0.10) \times 10^{-4}$
30	$(4.17 \pm 0.01) \times 10^{-3}$	$(2.12 \pm 0.00) \times 10^{-3}$	$(9.40 \pm 0.00) \times 10^{-4}$
20	$(5.07 \pm 0.02) \times 10^{-3}$	$(3.57 \pm 0.01) \times 10^{-3}$	$(1.78 \pm 0.19) \times 10^{-3}$
10	$(5.33 \pm 0.01) \times 10^{-3}$	$(4.83 \pm 0.00) \times 10^{-3}$	$(3.46 \pm 0.02) \times 10^{-3}$
0	$(5.47 \pm 0.01) \times 10^{-3}$	$(5.47 \pm 0.01) \times 10^{-3}$	$(5.47 \pm 0.01) \times 10^{-3}$
	TFE-water	1,4-dioxane-water	acetonitrile-water
97	$(2.67 \pm 0.00) \times 10^{-6}$	–	–
80	$(1.91 \pm 0.01) \times 10^{-5}$	–	–
70	$(4.05 \pm 0.03) \times 10^{-5}$	–	–
60	$(6.86 \pm 0.00) \times 10^{-5}$	–	–
50	$(1.27 \pm 0.00) \times 10^{-4}$	–	–
40	$(2.47 \pm 0.01) \times 10^{-4}$	–	–
30		$(8.54 \pm 0.02) \times 10^{-4}$	$(5.52 \pm 0.02) \times 10^{-4}$
20		$(1.80 \pm 0.01) \times 10^{-3}$	$(1.44 \pm 0.00) \times 10^{-3}$
10		$(3.21 \pm 0.02) \times 10^{-3}$	$(3.40 \pm 0.03) \times 10^{-3}$

^aDetermined conductimetrically in duplicate; errors shown are average deviations.

variation parameters. In extending this work to the reactions of sulfonyl chlorides, we examined solvolyses of DSC with electron rich substituent as methoxy group and found that these also showed competing reaction channels.^{22(e)}

**3,4-Dimethoxybenzenesulfonyl chloride (DSC)**

Results and Discussion

Kinetic data for solvolyses of DSC at 25.0 °C are given in Table 1 and KSIE in water, 50% methanol-water and methanol are in Table 2, and the results at various temperatures are given in Table 3 along with the corresponding activation parameters. Selectivity data were obtained from

Table 2. Kinetic solvent isotope effect of 3,4-dimethoxybenzenesulfonyl chloride at 25 °C^a

solvent	k_{SOH}	k_{SOD}	KSIE
100% MeOH	1.44×10^{-4}	9.96×10^{-5}	1.45
50% MeOH	2.24×10^{-3}	1.50×10^{-3}	1.50
Water	5.47×10^{-3}	4.04×10^{-3}	1.35

^aDetermined conductimetrically in duplicate; average deviation < ±3%.

product analyses as soon as possible after 10 half-lives of reaction.²² Selectivity data for solvolyses of DSC in ethanol-water and methanol-water mixtures at 25.0 °C are given in Table 4.

As shown in Table 1, the first-order rate constants increase in the order 2,2,2-trifluoroethanol (TFE) -water < acetone-

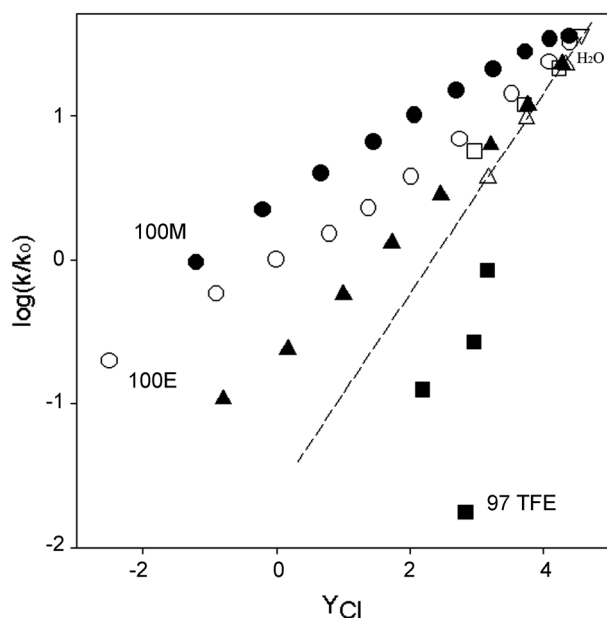
Table 3. Additional rate constants (k/s^{-1}) for solvolyses of 3,4-dimethoxybenzenesulfonyl chloride in aqueous alcohol mixtures and the activation parameters calculated using data at 25 °C, 35 °C and 45 °C

Solvent	T (°C)	$k \times 10^4$ (s^{-1})	ΔH^\ddagger (kcalmol ⁻¹)	$-\Delta S^\ddagger$ (calK ⁻¹ mol ⁻¹)
	25	22.4	14.0	23
50% MeOH	35	50.3		
	45	106		
	25	1.44	15.7	23
100% MeOH	35	3.62		
	45	8.20		
	25	5.65	15.3	22
50% EtOH	35	13.8		
	45	30.5		
	25	0.300	15.4	27
100% EtOH	35	0.722		
	45	1.65		
	25	1.98	15.0	25
50% Acetone	35	4.99		
	45	10.4		

Table 4. Selectivities (*S*) for solvolyses of 3,4-dimethoxybenzenesulfonyl chloride in aqueous binary mixtures at 25 °C

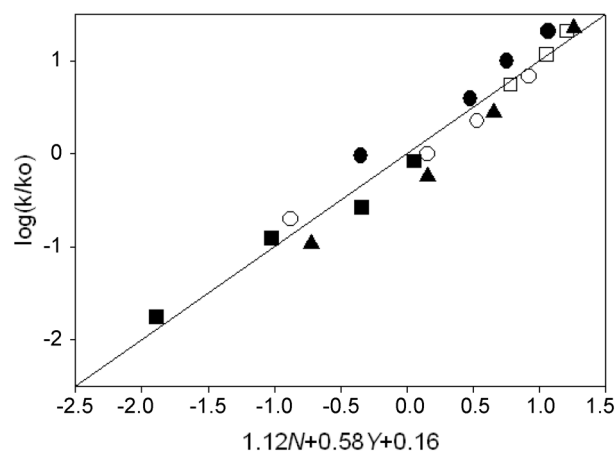
% (v/v)	Methanol-water		Ethanol-water	
	[Ester]/[acid]	<i>S</i>	[Ester]/[acid]	<i>S</i>
95	11.15	1.32	7.47	1.28
90	8.18	2.04	3.98	1.43
85	6.00	2.38	3.00	1.71
80	4.72	2.66	2.41	1.95
70	3.14	3.02	1.65	2.30
60	2.20	3.30	1.23	2.65
50	1.54	3.46	0.80	2.59
40	1.07	3.60	0.49	2.39
30	0.68	3.55	0.22	1.68
20	0.42	3.81	0.10	1.32
10	0.17	3.45	0.04	1.12

^aDetermined at least in duplicate by HPLC analyses of two independent solutions; error estimate $\pm 3\%$.

**Figure 1.** Plot of logarithms of first-order rate constants for solvolyses of 3,4-dimethoxybenzenesulfonyl chloride against Y_{Cl} at 25 °C: $\log(k/k_0)$ vs. Y_{Cl} (solvent code: ●, methanol; ○, ethanol; ▲, acetone; ■, TFE-H₂O; □, 1,4-Dioxane; △, acetonitrile; ▽, water).

H₂O < ethanol-H₂O < methanol-H₂O. The rate constant also increases as the water content in the mixed solvents increases, indicating that the reaction rate is accelerated by the solvent with higher ionizing power, *Y* except TFE-H₂O. First-order rate constants increases as the ionizing power *Y* changes from a lower value to a higher one, *i.e.*, k_1 increases from 0.0163×10^{-3} to $5.47 \times 10^{-3} \text{ s}^{-1}$ as the *Y* changes from -0.8 (80% acetone-20% water) to 4.57(H₂O)⁸ for solvolyses of DSC.

The Grunwald-Winstein plots (equation 1) are presented in Figure 2 using the solvent ionizing power scale Y_{Cl} , determined from solvolysis of 1-adamantyl chloride.^{8,11-14} Examination of Figure 1 shows that the plots for the three

**Figure 2.** Grunwald-Winstein plot for solvolyses of 3,4-dimethoxybenzenesulfonyl chloride at 25 °C ($1.12N_T + 0.58Y_{Cl}$) $r = 0.974$ (solvent code: ●, methanol; ○, ethanol; ▲, acetone; ■, TFE-H₂O; □, 1,4-Dioxane).

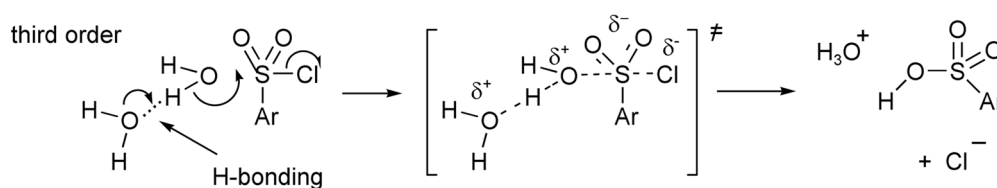
aqueous mixtures exhibit dispersions into separate lines. The plots for methanol-water, ethanol-water and acetone-water show a large *m* value, $m = 0.28$ ($r > 0.998$), $m = 0.32$ ($r > 0.998$) and $m = 0.46$ ($r > 0.999$) and the data points for 97% TFE solvent mixture show quite large deviations from the correlation of Grunwald-Winstein plots for aqueous alcohol and acetone.

Greater rate constants in 40% v/v ethanol-water than in 97% w/w trifluoroethanol-water (solvent of approximately equal ionizing power) show the importance of nucleophilic solvent assistance (S_N2 character). Rate ratios in two solvents which have same Y_{Cl} value, *i.e.*, the same degree of solvent assistance for bond cleavage but different nucleophilicity provides measures of the minimum extent of nucleophilic solvent assistance (*e.g.*, $[k_{40EW}/k_{97TFE}] = 386$, EW = ethanol-water).²³ Thus relatively small *m* values found (< 0.46) and a large k_{40EW}/k_{97TFE} ratio implies that the solvolyses of DSC in the binary mixtures proceed through $S_N2/S_A N^{25}$ pathway channels rather than through an S_N1 channel.

In order to examine the cause of this dispersion phenomenon, the rate data were correlated using Eq. (2). Inclusion of the nucleophilicity parameter (*N*) resulted in considerable improvement, indicating that solvent nucleophilicity is important for the current solvolyses of DSC (see Figure 2).

Therefore, such phenomenon can be explained as dispersion effects caused by solvent nucleophilicity. With use of the Grunwald-Winstein Eq. (3), *l* and *m* values of 1.12 and 0.58 have been obtained for the solvolyses of DSC (Figure 2). This study has shown that the magnitude of *l* and *m* values associated with changing solvent compositions is able to predict the $S_N2/S_A N^{25}$ reaction mechanism rather than S_N1 .

Quantitative dissection of the rate-rate profiles (Figure 1) into contributions from the competing reaction channels was carried out by a similar method to that reported recently for solvolysis of benzoyl chloride,⁷ and 2,4,6-trimethylbenzenesulfonyl chloride²⁴ for which two linear regions could be



Scheme 1. Mechanism for hydrolysis of DSC - the mechanism favoured in most aqueous alcohols is S_N2 with general-base catalysis (GBC); the importance of GBC is lower for ethanol-water (compared with methanol-water) and for more polar media.

seen clearly for each binary mixture.²⁴ The dissected rate constants, calculated for the reaction channel dominant in more polar media, correlated (without significant dispersion) with rate constants for solvolyses of model compound (*p*-methoxybenzoyl chloride).^{7,26} A more approximate procedure was necessary to dissect the rate data for solvolyses of DSC, because the reaction channel dominant in more aqueous media is not so clearly visible (Figure 1) and the choice of model compound is less clear-cut. The dashed line (Figure 1) is a least-squares fit to the data points for nine non-alcoholic solvents (*i.e.* water, 10-20% acetone-water and dioxane-water, and 10-30% acetonitrile-water), and which appears on the inspection of Figure 1 to be close to linear. The data points for 10% ethanol-water also fit this line well: it is the line estimated for the rate-rate profile of the reaction channel dominant in more polar media. When the observed rate constant is greater than predicted from the dashed line the results may be explained through a mechanistic change involving additional contributions from a second reaction channel.²⁴ A line of lower slope could include several data point for ethanol-water mixtures, but not methanol-water mixtures.

Because of ambiguities in the interpretation of Figure 1, independent supporting evidence for the proposal of dual reaction channels was obtained from product selectivities. Maximum *S* values are observed (Table 4) in 60% ethanol-water mixtures, but there is no clear maximum for methanol-water mixtures.

The point for 97% w/w trifluoroethanol-water deviates by a factor of 175 from the hatched correlation line (Figure 1), showing the importance of solvent nucleophilicity in these reactions.²⁷ It is now generally accepted that typical solvolyses of sulfonyl chlorides are not S_N1 processes.²⁸ The large slope (0.69) of the dashed line of the Y_{Cl} correlation (Figure 1) including data for highly aqueous media is consistent with the proposal of an unusually low degree of charge delocalization from the sulfur atom to the benzene ring in the transition state of an S_N2 reaction.²⁴ Such a large positive charge in the transition state is likely to lead to an unusual response to changes in solvent ionizing power.²⁴ This dispersion could further complicate interpretation of rate-rate profiles for sulfonyl chlorides (*e.g.*, Figure 1) because, unlike solvolyses of carboxylic acid chlorides,^{7,26} the reaction channel favoured in more polar media may show dispersion. However, S_N2 reactions of benzyl halides do not show significant reversals in trends of *S* values,^{24,29} so the *S* values (Table 4) are consistent with a dual reaction channels for solvolyses in ethanol-water mixtures.

The KSIE for reaction of DSC in methanol and water at 25 °C are summarized in Table 2. If the reaction channel favored in highly aqueous media is an S_N2 process, a different mechanism is required for the second reaction channel favored in the less polar media.²⁴ In ethanol- and methanol-water mixtures having a high alcohol content, the slopes (0.3, Figure 1) are much smaller than the dashed line (0.69, Figure 1). The KSIE (Table 1) of 1.45 for solvolyses of DSC in methanol is greater than that of 1.35 in water (Table 2). Hence, the KSIE obtained from methanol is consistent with a general-base catalysed displacement for the second reaction channel.^{28(a),(b),30} The KSIE (1.34) value in water for solvolysis of DSC is smaller than that reported for solvolyses of *p*-methoxybenzyl chloride (1.41)^{5(c)} and methanesulfonyl chloride (> 1.51).²⁵ Values in the range from 1.41 to 1.82 for solvolyses of *p*-substituted benzenesulfonyl chlorides (*p*-OMe to *p*-NO₂) at 15 °C have been correlated with Hammett σ values.^{5(c)} Also, the value of 1.35 for DSC is in the range expected for S_N2 - S_N1 processes;³¹ an almost identical value of 1.33 was reported for the hydrolysis of dimethylsulphamoyl chloride.^{28(b)} The activation parameters for solvolyses of DSC in aqueous solvents at 25 °C are summarized in Table 3. The negative ΔS^\ddagger and large positive ΔH^\ddagger support that the solvolytic reaction proceeds through a typical bimolecular reaction.¹⁹

Experimental Section

Materials. 3,4-Dimethoxybenzenesulfonyl chloride is a commercial grade (Merck GR-grade >99%). Merck GR-grade (<0.1% H₂O) acetone, ethanol and methanol were used without further purification. D₂O and CH₃OD were from Aldrich (99.9% D). Distilled water was redistilled with Buchi Fontavapor 210 and treated using ELGA UHQ PS to obtain specific conductivity of less than 1.0×10^{-6} mhos/cm.

Rate measurements and product selectivities. Rates were measured conductimetrically at least in duplicate as in the previous work.¹⁵ Activation parameters were determined using the Arrhenius and Eyring equations. The solvolysis products, sulfonic acid and sulfonyl ester, were identified by HPLC analysis as described previously²¹ and the product-selectivities, *S*, were calculated from Eq. (3). The *S* values were calculated from the observed peak area ratios of sulfonic acid and sulfonyl ester, divided by the appropriate response factor. For response calibrations, area ratios from solvolyses of DSC in pure alcohol and in 40% acetonitrile-water mixtures were used. The eluent was 78% methanol-water mixture and the flow rate was adjusted to 1 mL/min.

The HPLC system was a Hewlett-Packard 1050 Series with a 250 × 4 mm Spherisorb ODS reversed column.

References

- (a) Barker, J. W.; Nathan, W. W. *J. Chem. Soc.* **1936**, 236. (b) Swain, C. G.; Langsdorf, W. P. *J. Am. Chem. Soc.* **1951**, 73, 2813. (c) Rossel, J. B. *J. Chem. Soc.* **1963**, 5183. (d) Yoh, S. D.; Tsuno, Y.; Yukawa, Y. *J. Kor. Chem. Soc.* **1984**, 28, 433. (e) Yoh, S. D. *J. Kor. Chem. Soc.* **1975**, 19, 240.
- Lee, I.; Rhyu, K. B.; Lee, B. C. *J. Kor. Chem. Soc.* **1979**, 23, 277.
- (a) Rogne, O. *J. Chem. Soc. (B)* **1968**, 1294. (b) Kim, W. K.; Lee, I. *J. Kor. Chem. Soc.* **1974**, 18, 8. (c) Kevill, D. N.; Park, B.-C.; Park, K.-H.; D'Souza, M. J.; Yaakoubd, L.; Milynarski, S. L.; Kyong, J. B. *Org. Biomol. Chem.* **2006**, 4, 1580.
- (a) Ciuffarin, E.; Senatore, L.; Isola, M. *J. Chem. Soc. Perkin Trans. 2* **1972**, 468. (b) Stangeland, L. J.; Senatore, L.; Ciuffarin, E. *J. Chem. Soc. Perkin Trans. 2* **1972**, 852.
- (a) Hall, H. K. Jr. *J. Am. Chem. Soc.* **1956**, 78, 1450. (b) Robertson, R. E.; Laughton, P. M. *Can. J. Chem.* **1957**, 35, 1319. (c) Rossall, B.; Robertson, R. E. *Can. J. Chem.* **1971**, 49, 1451. (d) Ballistreri, F. P.; Cantona, A.; Maccarone, E.; Tomaselli, G. A.; Tripolone, M. *J. Chem. Soc. Perkin Trans. 2* **1981**, 438.
- (a) Koo, I. S.; Yang, K.; Kang, K.; Lee, I.; Bentley, T. W. *J. Chem. Soc. Perkin Trans. 2* **1998**, 1175. (b) Koo, I. S.; Yang, K.; Kang, K.; Lee, I. *Bull. Kor. Chem. Soc.* **1998**, 19, 968. (c) Koo, I. S.; Lee, J. S.; Yang, K.; Kang, K.; Lee, I. *Bull. Kor. Chem. Soc.* **1999**, 20, 573.
- Bentley, T. W.; Koo, I. S. *J. Chem. Soc. Perkin Trans. 2* **1989**, 1385.
- Bentley, T. W.; Carter, G. E. *J. Am. Chem. Soc.* **1982**, 104, 5741.
- Bentley, T. W.; Harris, H. C.; Koo, I. S. *J. Chem. Soc. Perkin Trans. 2* **1988**, 783.
- Bentley, T. W.; Harris, H. C. *J. Chem. Soc. Perkin Trans. 2* **1986**, 619.
- Koo, I. S.; An, S. K.; Yang, K.; Koh, H. J.; Choi, M. H.; Lee, I. *Bull. Korean Chem. Soc.* **2001**, 22, 842.
- Bentley, T. W.; Bowen, C. T.; Morten, D. H.; Schleyer, P. v. R. *J. Am. Chem. Soc.* **1981**, 103, 5466.
- Winstein, S.; Grunwald, E. *J. Am. Chem. Soc.* **1948**, 70, 846.
- Bentley, T. W.; Dau-Schmidt, J.-P.; Llewellyn, G.; Mayr, H. *J. Org. Chem.* **1992**, 57, 2387.
- Winstein, S.; Fainberg, A.; Grunwald, E. *J. Am. Chem. Soc.* **1957**, 79, 4146.
- Fainberg, A. H.; Winstein, S. *J. Am. Chem. Soc.* **1957**, 79, 1957.
- Winstein, S.; Grunwald, E.; Jones, H. W. *J. Am. Chem. Soc.* **1951**, 73, 2700.
- (a) Kevill, D. N.; Ismail, N. H.; D'Souza, M. J. *J. Org. Chem.* **1994**, 59, 6303. (b) Kevill, D. N.; D'Souza, M. J. *J. Chem. Soc. Perkin Trans. 2* **1995**, 973. (c) Kevill, D. N.; D'Souza, M. J. *J. Chem. Soc. Perkin Trans. 2* **1997**, 257. (d) Kevill, D. N.; Bond, M. W.; D'Souza, M. J. *J. Org. Chem.* **1997**, 62, 7869.
- (a) Harris, J. M.; Clark, D. C.; Becker, A.; Fagan, J. F. *J. Am. Chem. Soc.* **1974**, 96, 4478. (b) Harris, J. M.; Becker, A.; Fagan, J. F.; Walden, F. A. *J. Am. Chem. Soc.* **1974**, 96, 4484. (c) Koo, I. S.; Yang, K.; Park, J. K.; Woo, M. Y.; Cho, J. M.; Lee, J. P.; Lee, I. *Bull. Kor. Chem. Soc.* **2005**, 26, 1241. (d) Dey, S.; Adhikary, K. K.; Kim, C. K.; Lee, B.-S.; Lee, H. W. *Bull. Kor. Chem. Soc.* **2005**, 26, 776. (e) Oh, H. K.; Ku, M. H.; Lee, H. W. *Bull. Kor. Chem. Soc.* **2005**, 26, 935.
- (a) Karton, Y.; Pross, A. *J. Chem. Soc. Perkin Trans. 2* **1977**, 1860. (b) McLennan, D. J.; Martin, P. L. *J. Chem. Soc. Perkin Trans. 2* **1982**, 1099.
- (a) Bentley, T. W.; Ryu, Z. H. *J. Chem. Soc. Perkin Trans. 2* **1994**, 761. (b) Koo, I. S.; Yang, K.; Kang, K.; Lee, I.; Bentley, T. W. *J. Chem. Soc. Perkin Trans. 2* **1998**, 1179.
- (a) Bentley, T. W.; Harris, H. C. *J. Org. Chem.* **1988**, 53, 724. (b) Bentley, T. W.; Jones, R. O. *J. Chem. Soc., Perkin Trans. 2* **1993**, 2351. (c) Bentley, T. W.; Jones, R. O.; Koo, I. S. *J. Chem. Soc. Perkin Trans. 2* **1994**, 753. (d) Jones, R. O. M. *Phil. Thesis*; University of Wales: 1991. (e) Koo, I. S.; Bentley, T. W.; Lee, I. *J. Kor. Chem.* **1990**, 34, 304.
- Bentley, T. W.; Llewellyn, G.; Ryu, Z. H. *J. Org. Chem.* **1998**, 63, 4654.
- (a) Koo, I. S.; Kang, D. H.; Bentley, T. W.; Lee, I. *J. Chem. Soc. Perkin Trans. 2* **1991**, 175.
- Koo, I. S.; Yang, K.; An, S. K.; Lee, C.-K.; Lee, I. *Bull. Kor. Chem. Soc.* **2000**, 21, 1011.
- Bentley, T. W.; Koo, I. S.; Norman, S. J. *J. Org. Chem.* **1991**, 56, 1604.
- (a) Schadt, F. L.; Bentley, T. W.; Schleyer, P. v. R. *J. Am. Chem. Soc.* **1976**, 98, 7667. (b) Kevill, D. N.; Lin, G. M. L. *J. Am. Chem. Soc.* **1979**, 101, 3916.
- (a) Senatore, L.; Sagromora, L.; Ciuffarin, E. *J. Chem. Soc. Perkin Trans. 2* **1974**, 722. (b) Rogne, O. *J. Chem. Soc. (B)* **1969**, 663. (c) Gordon, I. M.; Maskill, H.; Ruasse, M. F. *Chem. Soc. Rev.* **1989**, 18, 123. (d) Kice, J. L. *Adv. Phys. Org. Chem.* **1980**, 17, 156.
- Aronovitch, H.; Pross, A. *J. Chem. Soc. Perkin Trans. 2* **1978**, 540.
- Arcoria, A.; Ballistreri, F. P.; Spina, E.; Tomaselli, G. A.; Maccarone, E. *J. Chem. Soc. Perkin Trans. 2* **1988**, 1793.
- Robertson, R. E. *Prog. Phys. Org. Chem.* **1967**, 4, 213.