

## Studies for Intramolecular Ring Closure of Amino Vinyl Epoxides. Stereoselective Synthesis of Piperidine and Pyrrolidine Systems

Jae Du Ha,<sup>†,\*</sup> Eun Young Shin,<sup>†,‡</sup> Yongseog Chung,<sup>†,\*</sup> and Joong-Kwon Choi<sup>†</sup>

<sup>†</sup>Medicinal Science Division, Korea Research Institute of Chemical Technology, Daejeon 305-600, Korea

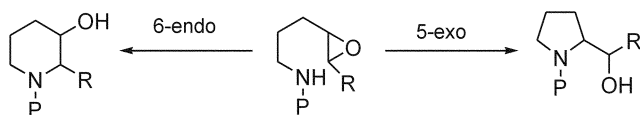
<sup>‡</sup>Department of Chemistry, Chungbuk National University, 48 Gaesin-dong, Cheongju 361-763, Korea

Received July 21 2003

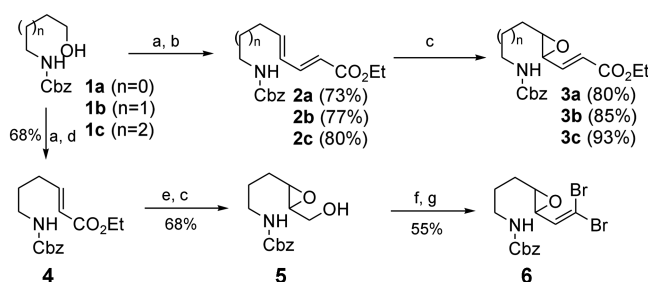
**Key Words :** Piperidine, Pyrrolidine, Ring closure, Vinyl epoxide, Endo and exo mode

Hydroxylated piperidine or pyrrolidine systems are indeed a useful building block for the nucleus present in several major classes of pyrrolizidine, indolizidine, and quinolizidine alkaloids.<sup>1</sup> One most reliable methodology to access those systems is a regio- and stereoselective ring closure of epoxides by internal nitrogen nucleophile. According to Baldwin rules,<sup>2</sup> ring closure of epoxides generally proceeds via the favored 5-exo mode rather than the 6-endo mode as shown in Scheme 1. In order to reverse this tendency, the introduction of vinyl group adjacent to epoxide is one of the widely employed methods.<sup>3,4</sup> In contrast to the numerous reports<sup>3</sup> for the ring closure of vinyl epoxides with the internal oxygen nucleophile, there have been only handful examples<sup>4</sup> in the intramolecular ring closure of vinyl epoxides by nitrogen nucleophiles. Moreover, to our best knowledge, there has been no report for acid-induced ring closure of vinyl epoxides with deactivated nitrogen nucleophiles, *e.g.* protected by Cbz group.

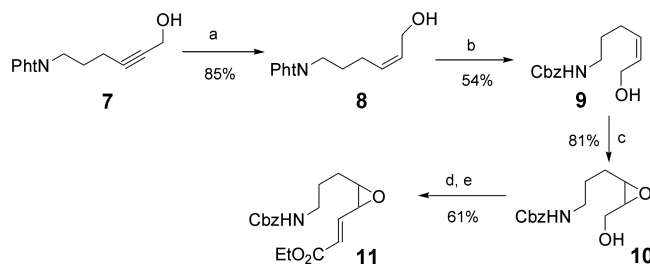
Herein we wish to report our results of the ring closure of a number of vinyl epoxides under acidic conditions and its application to the synthesis of alkaloids. In order to explore the scope of the ring closure of the vinyl epoxides, we synthesized various substrates from the corresponding *N*-Cbz protected aminoalcohols as shown in Scheme 2. Swern oxidation of the alcohols **1a-c** and subsequent Horner-Wadsworth-Emmons olefination of aldehydes using LiOH, triethyl 4-phosphonocrotonate, and 4 Å-MS<sup>5</sup> furnished the (*E,E*)-dienoates **2a-c** in 73-80% yields. Regioselective epoxidation of **2a-c** using mCPBA and Na<sub>2</sub>HPO<sub>4</sub><sup>6</sup> afforded the desired amino epoxy alkenes **3a-c** in 80-93% yields. To obtain the epoxy dibromoalkene **6**, Swern oxidation of **1b**, followed by Wittig olefination (PPh<sub>3</sub>=CHCO<sub>2</sub>Et) afforded the unsaturated ester **4** in 68% overall yield. DIBAL reduction and subsequent epoxidation using mCPBA gave the epoxy alcohol **5** in 68% overall yield, which was oxidized with SO<sub>3</sub>-pyr complex and subsequent dibromoolefination (CBr<sub>4</sub>, PPh<sub>3</sub>)<sup>7</sup> to afford the epoxy dibromoolefin **6** in 55% overall yield.



**Scheme 1**



**Scheme 2.** (a) (COCl)<sub>2</sub>, DMSO, Et<sub>3</sub>N, -78 °C; (b) (*E*)-(EtO)<sub>2</sub>P(O)-CH<sub>2</sub>CH=CHCO<sub>2</sub>Et, LiOH, 4 Å-MS, THF, reflux; (c) mCPBA, Na<sub>2</sub>HPO<sub>4</sub>, CH<sub>2</sub>Cl<sub>2</sub>, r.t.; (d) PPh<sub>3</sub>=CHCO<sub>2</sub>Et, benzene, reflux; (e) DIBAL, CH<sub>2</sub>Cl<sub>2</sub>, -78 °C; (f) SO<sub>3</sub>-pyridine, CH<sub>2</sub>Cl<sub>2</sub> : DMSO (4 : 1); (g) PPh<sub>3</sub>, CBr<sub>4</sub>, CH<sub>2</sub>Cl<sub>2</sub>, 0 °C.



**Scheme 3.** (a) 10%-Pd-CaCO<sub>3</sub>, quinoline; (b) i) NH<sub>2</sub>NH<sub>2</sub>·H<sub>2</sub>O, EtOH, reflux, ii) CbzCl, Na<sub>2</sub>CO<sub>3</sub>, THF : H<sub>2</sub>O (5 : 1); (c) mCPBA, Na<sub>2</sub>HPO<sub>4</sub>, CH<sub>2</sub>Cl<sub>2</sub>, r.t.; (d) SO<sub>3</sub>-pyridine, CH<sub>2</sub>Cl<sub>2</sub> : DMSO (4 : 1); (e) PPh<sub>3</sub>=CHCO<sub>2</sub>Et, benzene, r.t.

Partial reduction of **7** in the presence of Lindlar catalyst and quinoline furnished the (*Z*)-olefin **8** in 85% yield, which was then subjected to dephthaloylation using excess NH<sub>2</sub>NH<sub>2</sub> and subsequent Cbz protection reaction to afford **9** in 54% yield. Epoxidation of **9** afforded the epoxy alcohol **10** (81%), which was transformed to the vinyl *cis*-epoxide **11** by oxidation (SO<sub>3</sub>-pyr complex) and Wittig olefination (PPh<sub>3</sub>=CHCO<sub>2</sub>Et) in 61% yield.

Our initial task was to find an active acid system in the intramolecular ring closure (Table 1). Thus, the *trans*-epoxide **3b** was treated with various acids (0.1 eq.), such as ZnCl<sub>2</sub>, Cu(OTf)<sub>2</sub>, MgBr<sub>2</sub>, CuBr<sub>2</sub>, LiClO<sub>4</sub>, BF<sub>3</sub>·OEt<sub>2</sub>, and camphor-sulfonic acid (CSA), in methylene chloride at 0 °C. Cu(OTf)<sub>2</sub> gives very little cyclized products (< 5%) and MgBr<sub>2</sub> (1 eq.) resulted in undesired side reaction to give *trans*- $\gamma$ -bromo- $\delta$ -hydroxy- $\alpha,\beta$ -unsaturated ester (structure not shown) in 89% yield, which was generated by attack of


**Table 1.** BF<sub>3</sub>·OEt<sub>2</sub> Induced Ring Closure of Vinyl Epoxides<sup>a</sup>

Entry	Product	Yield (%)
1		80%
2		86% (44 : 56)
3		NR
4		69%
5		85%

<sup>a</sup>Reaction condition: BF<sub>3</sub>·OEt<sub>2</sub> (1 eq), 0 → 25 °C, CH<sub>2</sub>Cl<sub>2</sub>, 10-30 min.<sup>b</sup>Starting material was recovered. <sup>c</sup>-20 → 0 °C

bromide anion to an epoxide. Camphorsulfonic acid was effective (77%), however stoichiometric amount of BF<sub>3</sub>·OEt<sub>2</sub> at 0 °C in CH<sub>2</sub>Cl<sub>2</sub> produced the best results, affording a ca. 44 : 56 mixture of 6-endo and 5-exo products, **13**<sup>9</sup> and **14**, in 86% combined yield. A catalytic amount of BF<sub>3</sub>·OEt<sub>2</sub> also worked, but the reaction was not completed even after prolonged reaction time. Although the cyclization proceeded in a highly stereoselective manner, the reaction suffered from low regioselectivity, primarily due to the electron-deficient double bond. However, dibromovinyl epoxide **6** exclusively produced the 6-endo product **15** due to the higher electron density of double bond compared to **3b**. Ring closure of the lower homologue **3a** furnished only the pyrrolidine product **12** in 80% yield as expected. For the ring closure of the 7-membered ring precursor **3c**, we were not able to detect any trace of 6-exo or 7-endo product and the starting material was recovered intact. This observation was in sharp contrast to our prediction that the reaction of **3c** would produce the cyclized products according to the way as shown in Nicolaous example; the cyclization of hydroxy epoxide (hydroxy group in place of NHCbz of **3c**) using camphorsulfonic acid gave a mixture of 6-exo and 7-endo products (ca. 4 : 1).<sup>3b</sup> It could be suspected that the cyclization of **3c** might be hampered by unfavorable geometric conformations according to Baldwin rules as well as a weak nucleophilicity of deactivated nitrogen atom compared to hydroxy group. Under the same conditions utilized for the *trans*-epoxide, the *cis*-isomer **11** led exclusively to the 5-exo product **16** as a sole product in 85% yield. This is likely due to the configuration of the *cis*-epoxide to be disfavored the 6-endo ring closure despite the presence of the vinyl group.<sup>3a</sup>

The structure of cyclized product was determined by careful analysis of spectral data. Decoupling experiments of **13** revealed the H-2 proton at  $\delta$  5.01 as broad singlet when vinyl proton was irradiated, indicating no coupling (or small coupling constant) with the H-3 ( $J_{2,3} \approx 0$ ), thereby both the C-2 and C-3 substituents might be oriented in pseudoaxial position. The ultimate stereochemical assignment of **13** was

**Scheme 4**

unequivocally confirmed by conversion to known indolizidinone derivative.<sup>10</sup> Hydrogenolysis of **13** and subsequent heating in toluene cleanly gave the indolizidinone derivative **17**<sup>9</sup> in 85% yield. It is noteworthy that the corresponding indolizidinone derivative would be readily converted to swainsonine and its analogues by the known procedure.<sup>10b</sup>

In summary, we described the exploitation of the ring closure of vinyl epoxides with internal nitrogen nucleophile under acidic condition leading to piperidine and pyrrolidine systems. This method should be of general synthetic utility in the stereoselective synthesis of quinolizidines, indolizidines, and related aza-heterocycles.

**Acknowledgment.** We thank professor Yeun-Min Tsai, National Taiwan University for providing spectral data of indolizidinone **17**.

## References

- For reviews on alkaloids, see: (a) Takahata, H.; Momose, T. *The Alkaloids* **1993**, *44*, 189. (b) Burgess, K.; Henderson, I. *Tetrahedron* **1992**, *48*, 4045. (c) Nishimura, Y. In *Studies in Natural Products Chemistry*; Atta-ur-Rahman, Ed.; Elsevier: Amsterdam, 1992; Vol. 10, p 495. (d) Nemr, A. E. *Tetrahedron* **2000**, *56*, 8579.
- Baldwin, J. E. *J. Chem. Soc., Chem. Commun.* **1976**, 734.
- (a) Nicolaou, K. C.; Prasad, C. V. C.; Soners, P. K.; Hwang, C.-K. *J. Am. Chem. Soc.* **1989**, *111*, 5330. (b) Nicolaou, K. C.; Prasad, C. V. C.; Soners, P. K.; Hwang, C.-K. *J. Am. Chem. Soc.* **1989**, *111*, 5335. (c) Matsukura, H.; Morimoto, M.; Koshino, H.; Nakata, T. *Tetrahedron Lett.* **1997**, *38*, 5545. (d) Suzuki, T.; Sato, O.; Hirama, M. *Tetrahedron Lett.* **1990**, *31*, 4747.
- (a) Asaoka, M.; Ohkura, N.; Yokota, M.; Sonoda, S.; Takei, H. *Heterocycles* **1994**, *38*, 2455. (b) Trost, B. M.; Romero, A. G. *J. Org. Chem.* **1986**, *51*, 2332. (c) Mukai, C.; Sugimoto, Y.-i.; Miyazawa, K.; Yamaguchi, S.; Hanaoka, M. *J. Org. Chem.* **1998**, *63*, 6281 and references cited therein.
- Takacs, J. M.; Jaber, M. R.; Clement, F.; Walters, C. *J. Org. Chem.* **1998**, *63*, 6757.
- (a) Uchida, K.; Watanabe, H.; Kitahara, T. *Heterocycles* **2000**, *53*, 539. (b) Gong, Y.-D.; Yoo, S.-E. *Bull. Korean Chem. Soc.* **2001**, *22*, 941.
- Corey, E. J.; Fuchs, P. L. *Tetrahedron Lett.* **1972**, *13*, 3769.
- Danishesky, S.; McKee, R.; Singh, R. K. *J. Am. Chem. Soc.* **1977**, *99*, 4783.
- Selected spectroscopic data for **13**: <sup>1</sup>H NMR (300 MHz, CDCl<sub>3</sub>)  $\delta$  1.29 (t, 3H,  $J = 7.1$  Hz), 1.43-2.00 (m, 4H), 2.94 (dt, 1H,  $J = 3.0, 13.3$  Hz), 4.04 (m, 1H), 4.13 (m, 1H), 4.20 (q, 2H,  $J = 7.1$  Hz), 5.01 (m, 1H), 5.15 (s, 2H), 5.87 (dd, 1H,  $J = 2.2, 15.9$  Hz), 6.82 (dd, 1H,  $J = 4.3, 15.9$  Hz), 7.32 (m, 5H); <sup>13</sup>C NMR (90 MHz, CDCl<sub>3</sub>)  $\delta$  14.6, 19.0, 27.1, 40.3, 59.2, 61.1, 67.9, 67.9, 123.7, 128.2, 128.5, 128.9, 136.8, 143.2, 156.9, 166.3. For **17**: <sup>1</sup>H NMR (300 MHz, CDCl<sub>3</sub>)  $\delta$  1.35-1.53 (m, 3H), 1.71-1.96 (m, 2H), 2.09-2.12 (m, 1H), 2.29-2.42 (m, 3H), 2.56 (td,  $J = 12.5$  Hz, 3.4 Hz, 1H), 2.70 (s, 1H), 3.16-3.29 (m, 2H), 4.03 (dd,  $J = 3.5$  Hz, 1H); <sup>13</sup>C NMR (90 MHz, CDCl<sub>3</sub>)  $\delta$  22.7, 23.7, 30.6, 33.8, 39.7, 63.2, 73.6, 174.3.
- (a) Tsai, Y.-M. *J. Chem. Soc., Chem. Commun.* **1996**, 2469. (b) Oishi, T.; Iwakuma, T.; Hirama, M.; Ito, S. *Synlett* **1995**, 404.