

Synthesis of 3,3-Disubstituted 2,3-Dihydrobenzofuran Derivatives from Baylis-Hillman Adducts

Da Yeon Park, Saravanan Gowrisankar, and Jae Nyoung Kim*

Department of Chemistry and Institute of Basic Science, Chonnam National University, Gwangju 500-757, Korea

*E-mail: kimjn@chonnam.ac.kr

Received May 16, 2005

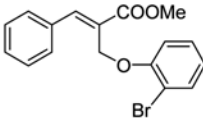
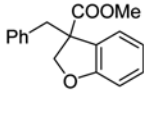
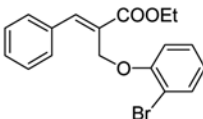
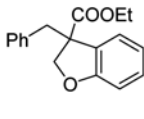
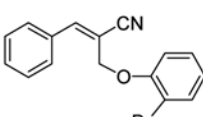
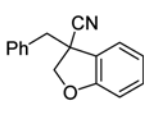
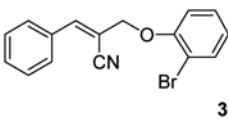

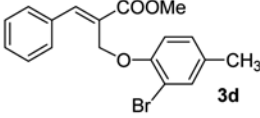
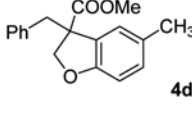
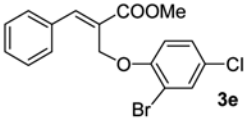
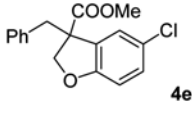
Key Words : 2,3-Dihydrobenzofurans, Baylis-Hillman adducts, Radical cyclization, *n*-Bu₃SnH

Dihydrobenzofuran derivatives are important synthetic intermediates and showed many biologically interesting activities.¹ However, synthetic methods for the compounds are rather limited.^{2,4} Recently Trost and co-workers have reported the synthesis of dihydrobenzofuran derivatives starting from the Baylis-Hillman adducts by using the reductive Heck-type cyclization strategy.³ Very recently, Lamaty and co-workers reported the synthesis of 3,3-disubstituted-2,3-dihydrobenzofuran derivatives *via* palladium-catalyzed cascade allylation-carbopalladation-Suzuki cross coupling strategy.⁴

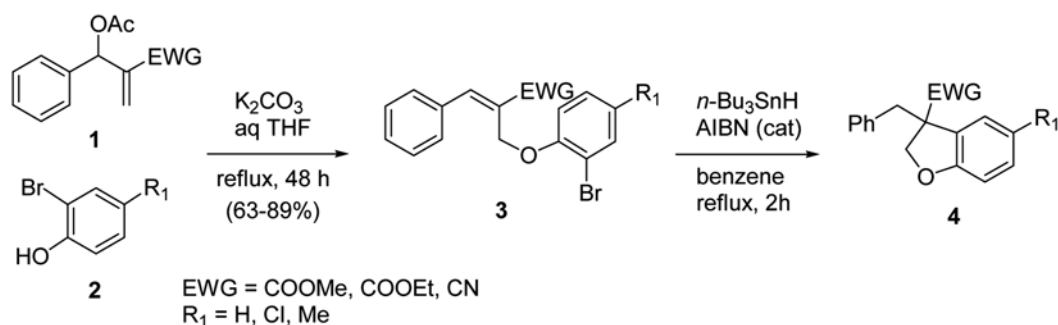
On the other hand, Shanmugam and Rajasingh have reported the synthesis of tetrahydrofuran backbone by the radical cyclization of triple bond containing cinnamate derivatives, which were synthesized from the Baylis-Hillman adducts.⁵ They used vinyl radical, which was formed *via* the *in situ* hydrostannylation of triple bond.⁵ We were stimulated by the results and envisioned that we could prepare 2,3-dihydrobenzofuran skeleton if we use aryl radical instead of the vinyl radical as shown in Scheme 1.⁵

Thus, we prepared the starting material **3a** from the reaction of the acetate of Baylis-Hillman adduct **1a** and 2-bromophenol (**2a**) as shown in Scheme 1. The starting material **3a** was converted to the desired 2-benzyl-2,3-dihydrobenzofuran-2-carboxylic acid methyl ester (**4a**),⁴ the 5-*exo-trig* cyclization product, in 79% yield under the influence of *n*-Bu₃SnH/AIBN in benzene at refluxing temperature (entry 1 in Table 1). We could not isolate the corresponding dihydrobenzopyran derivative, the 6-*endo-trig* cyclization product, or simple reduction product. The optimum amounts of *n*-Bu₃SnH and AIBN were studied and

Table 1. Synthesis of 3,3-disubstituted 2,3-dihydrobenzofurans **4**^a

Entry	Substrate 3	Dihydrobenzofuran 4	Yield (%)
1			79
2			68
3			67
4			72
5			65
6			62

^aConditions: *n*-Bu₃SnH (1.2 equiv), AIBN (20 mol%), benzene, reflux, 2 h.



Scheme 1

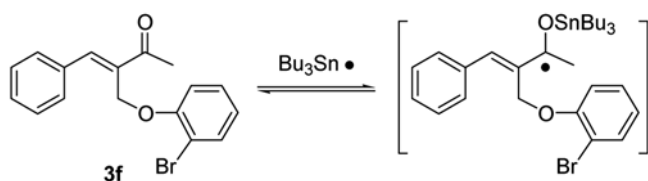


Figure 1

we found that slight excess of *n*-Bu₃SnH (1.2 equiv) and 20 mol% of AIBN gave the best results. By using this standard reaction conditions we prepared analogous dihydrobenzofuran derivatives **4b-e** in moderate yields and the results are summarized in Table 1. Stereochemistry of the starting materials did not alter the reaction pathway. As an example, we obtained the same compound **4c** either from the *E*-form and *Z*-form of **3c** (entries 3 and 4).

Radical cyclization of acetyl-substituted compound **3f** failed, unfortunately. In the reaction, starting material **3f** and small amounts of intractable mixtures were observed.⁶ Instead of aryl radical generation by the abstraction of bromine atom, addition of *n*-Bu₃Sn radical to the carbonyl group of acetyl to generate the corresponding carbon-centered radical bearing tributylstannyloxy moiety might be favored (Figure 1).⁷

In summary, we disclosed the facile synthetic method of 3,3-disubstituted-2,3-dihydrobenzofurans starting from the acetates of Baylis-Hillman adducts by using radical cyclization strategy in moderate to good yields.

Experimental Section

Typical procedure for the synthesis of starting material

3a: To a stirred solution of the Baylis-Hillman acetate **1a** (234 mg, 1.0 mmol) and 2-bromophenol (206 mg, 1.2 mmol) in aq THF (5 mL, 1 : 1) was added K₂CO₃ (166 mg, 1.2 mmol) and the reaction mixture was heated to reflux for 48 h. After the usual workup and column chromatographic purification process (hexanes/ether, 20 : 1) we obtained **3a**, 284 mg (82%). Spectroscopic data of prepared starting materials **3a-f** are as follows.

Compound **3a**: 82%; colorless oil; IR (neat) 1716, 1477, 1234 cm⁻¹; ¹H NMR (CDCl₃) δ 3.85 (s, 3H), 4.90 (s, 2H), 6.86 (td, *J* = 7.7 and 1.5 Hz, 1H), 7.01 (dd, *J* = 8.4 and 1.5 Hz, 1H), 7.21-7.28 (m, 1H), 7.35-7.40 (m, 3H), 7.52-7.58 (m, 3H), 8.07 (s, 1H); ¹³C NMR (CDCl₃) δ 52.29, 64.24, 112.83, 114.70, 122.44, 126.90, 128.41, 128.67, 129.61, 129.78, 133.36, 134.33, 146.08, 155.10, 167.54.

Compound **3b**: 63%; colorless oil; IR (neat) 1712, 1477, 1230 cm⁻¹; ¹H NMR (CDCl₃) δ 1.33 (t, *J* = 7.0 Hz, 3H), 4.30 (q, *J* = 7.0 Hz, 2H), 4.90 (s, 2H), 6.85 (td, *J* = 7.7 and 1.5 Hz, 1H), 7.02 (dd, *J* = 8.4 and 1.5 Hz, 1H), 7.21-7.29 (m, 1H), 7.35-7.41 (m, 3H), 7.53-7.58 (m, 3H), 8.06 (s, 1H); ¹³C NMR (CDCl₃) δ 14.22, 61.21, 64.31, 112.88, 114.83, 122.42, 127.26, 128.38, 128.64, 129.53, 129.77, 133.33, 134.41, 145.68, 155.19, 167.04.

Compound **3c-Z**: 35%; colorless oil; IR (neat) 2218, 1477,

748 cm⁻¹; ¹H NMR (CDCl₃) δ 4.83 (s, 2H), 6.85-6.94 (m, 2H), 7.21-7.28 (m, 1H), 7.39-7.47 (m, 5H), 7.54-7.59 (m, 2H); ¹³C NMR (CDCl₃) δ 65.22, 110.59, 113.02, 114.52, 118.98, 123.33, 128.46, 129.00, 129.48, 130.45, 132.87, 133.76, 149.24, 154.16.

Compound **3c-E**: 54%; colorless oil; IR (neat) 2924, 2214, 1477 cm⁻¹; ¹H NMR (CDCl₃) δ 4.82 (d, *J* = 1.5 Hz, 2H), 6.89-6.98 (m, 2H), 7.25-7.32 (m, 1H), 7.41-7.46 (m, 4H), 7.58 (dd, *J* = 7.8 and 1.8 Hz, 1H), 7.78-7.82 (m, 2H); ¹³C NMR (CDCl₃) δ 69.83, 106.10, 112.92, 114.62, 117.12, 123.38, 128.62, 128.95, 129.17, 130.91, 132.81, 133.74, 145.49, 154.12.

Compound **3d**: 72%; colorless oil; IR (neat) 2951, 1716, 1493, 1230 cm⁻¹; ¹H NMR (CDCl₃) δ 2.29 (s, 3H), 3.85 (s, 3H), 4.86 (s, 2H), 6.92 (d, *J* = 8.4 Hz, 1H), 7.02-7.06 (m, 1H), 7.38-7.41 (m, 4H), 7.55-7.59 (m, 2H), 8.07 (s, 1H); ¹³C NMR (CDCl₃) δ 20.23, 52.32, 64.54, 112.62, 114.93, 127.09, 128.68, 128.87, 129.62, 129.86, 132.30, 133.74, 134.40, 146.02, 153.02, 167.66.

Compound **3e**: 67%; colorless oil; IR (neat) 1712, 1473, 1234 cm⁻¹; ¹H NMR (CDCl₃) δ 3.86 (s, 3H), 4.87 (s, 2H), 6.94 (d, *J* = 9.0 Hz, 1H), 7.21 (dd, *J* = 8.7 and 2.4 Hz, 1H), 7.36-7.41 (m, 3H), 7.50-7.55 (m, 3H), 8.08 (s, 1H); ¹³C NMR (CDCl₃) δ 52.36, 64.65, 113.33, 115.37, 126.58, 126.69, 128.25, 128.72, 129.73 (two peaks overlapped), 132.83, 134.23, 146.32, 153.98, 167.43.

Compound **3f**: 84%; colorless oil; IR (neat) 1670, 1477, 1242 cm⁻¹; ¹H NMR (CDCl₃) δ 2.54 (s, 3H), 4.91 (s, 2H), 6.86 (td, *J* = 7.7 and 1.5 Hz, 1H), 7.04 (dd, *J* = 8.4 and 1.5 Hz, 1H), 7.22-7.61 (m, 7H), 7.88 (s, 1H); ¹³C NMR (CDCl₃) δ 26.22, 62.93, 112.62, 114.48, 122.39, 128.46, 128.76, 129.77, 129.84, 133.34, 134.38, 135.50, 145.57, 155.00, 198.45.

Typical procedure for the radical cyclization of 3a to 4a: To a stirred mixture of **3a** (104 mg, 0.3 mmol) and *n*-Bu₃SnH (105 mg, 0.36 mmol) in benzene (5 mL) was added AIBN (10 mg, 0.06 mmol) and the reaction mixture was heated to reflux for 2 h. After the usual workup and column chromatographic purification process (hexanes/ether, 20 : 1) we obtained **4a**, 63 mg (79%). Spectroscopic data of prepared compounds **4a-e** are as follows.

Compound **4a**: 79%; colorless oil; IR (film) 2954, 1736, 1597, 1481 cm⁻¹; ¹H NMR (CDCl₃) δ 3.10 (d, *J* = 13.8 Hz, 1H), 3.47 (d, *J* = 13.8 Hz, 1H), 3.74 (s, 3H), 4.51 (d, *J* = 9.9 Hz, 1H), 4.88 (d, *J* = 9.9 Hz, 1H), 6.76-6.79 (m, 1H), 6.91 (td, *J* = 7.8 and 1.2 Hz, 1H), 6.99-7.06 (m, 2H), 7.16-7.28 (m, 4H), 7.36-7.40 (m, 1H); ¹³C NMR (CDCl₃) δ 44.24, 52.71, 57.88, 76.79, 110.26, 120.87, 125.30, 127.29, 128.60, 128.62, 129.77, 129.79, 136.38, 159.72, 173.06.

Compound **4b**: 68%; colorless oil; IR (film) 2981, 1732, 1597 cm⁻¹; ¹H NMR (CDCl₃) δ 1.25 (t, *J* = 7.2 Hz, 3H), 3.10 (d, *J* = 13.8 Hz, 1H), 3.47 (d, *J* = 13.8 Hz, 1H), 4.19 (q, *J* = 7.2 Hz, 2H), 4.51 (d, *J* = 9.6 Hz, 1H), 4.90 (d, *J* = 9.6 Hz, 1H), 6.78 (d, *J* = 8.1 Hz, 1H), 6.91 (td, *J* = 7.5 and 1.2 Hz, 1H), 7.01-7.05 (m, 2H), 7.16-7.27 (m, 4H), 7.39 (dd, *J* = 7.5 and 0.9 Hz, 1H); ¹³C NMR (CDCl₃) δ 14.06, 44.07, 57.54, 61.50, 76.56, 110.00, 120.60, 125.06, 127.03, 128.34, 128.53, 129.49, 129.60, 136.24, 159.50, 172.32.

Compound **4c**: 67% and 72% (see Table); colorless oil; IR

(film) 2924, 2241, 1597, 1481 cm^{-1} ; ^1H NMR (CDCl_3) δ 3.10 (d, $J = 7.5$ Hz, 1H), 3.20 (d, $J = 7.5$ Hz, 1H), 4.62 (s, 2H), 6.84-6.88 (m, 1H), 6.93 (td, $J = 7.5$ and 1.2 Hz, 1H), 7.05-7.09 (m, 1H), 7.18-7.34 (m, 6H); ^{13}C NMR (CDCl_3) δ 44.06, 46.39, 78.05, 110.73, 120.56, 121.51, 124.50, 126.31, 127.89, 128.60, 130.19, 130.63, 133.95, 158.97.

Compound **4d**: 65%; colorless oil; IR (film) 2951, 1736, 1493 cm^{-1} ; ^1H NMR (CDCl_3) δ 2.32 (s, 3H), 3.05 (d, $J = 13.8$ Hz, 1H), 3.49 (d, $J = 13.8$ Hz, 1H), 3.74 (s, 3H), 4.48 (d, $J = 9.6$ Hz, 1H), 4.86 (d, $J = 9.6$ Hz, 1H), 6.68 (d, $J = 8.1$ Hz, 1H), 6.98-7.05 (m, 3H), 7.19 (s, 1H), 7.23-7.26 (m, 3H); ^{13}C NMR (CDCl_3) δ 20.86, 43.96, 52.49, 57.71, 76.60, 109.57, 125.31, 127.04, 128.39, 128.43, 129.52, 130.02, 130.04, 136.30, 157.36, 172.88.

Compound **4e**: 62%; white solid, mp 73-74 $^\circ\text{C}$; IR (neat) 2954, 1736, 1477 cm^{-1} ; ^1H NMR (CDCl_3) δ 3.09 (d, $J = 13.8$ Hz, 1H), 3.41 (d, $J = 13.8$ Hz, 1H), 3.76 (s, 3H), 4.52 (d, $J = 9.6$ Hz, 1H), 4.88 (d, $J = 9.6$ Hz, 1H), 6.69 (d, $J = 8.4$ Hz, 1H), 6.97-7.02 (m, 2H), 7.14 (dd, $J = 8.7$ and 2.4 Hz, 1H), 7.22-7.29 (m, 3H), 7.33 (d, $J = 2.1$ Hz, 1H); ^{13}C NMR (CDCl_3) δ 44.04, 52.67, 57.71, 77.07, 111.00, 125.27, 125.34, 127.26, 128.47, 129.48, 129.50, 130.06, 135.60, 158.17, 172.22.

Acknowledgments. This work was supported by the grant (R-05-2003-000-10042-0) from the Basic Research Program of the Korea Science and Engineering Foundation (Now controlled under the authority of Korea Research Foundation). Spectroscopic data was obtained from the Korea Basic Science Institute, Gwangju branch.

References and Notes

- For the biological activities of dihydrobenzofurans, see (a) Sako, M.; Hosokawa, H.; Ito, T.; Iinuma, M. *J. Org. Chem.* **2004**, *69*, 2598. (b) Yamaguchi, S.; Muro, S.; Kobayashi, M.; Miyazawa, M.; Hirai, Y. *J. Org. Chem.* **2003**, *68*, 6274. (c) Benbow, J. W.; Katoch-Rouse, R. *J. Org. Chem.* **2001**, *66*, 4965. (d) Jae, H.-S.; Winn, M.; von Geldern, T. W.; Sorensen, B. K.; Chiou, W. J.; Nguyen, B.; Marsh, K. C.; Oppenorth, T. J. *J. Med. Chem.* **2001**, *44*, 3978. (e) Hellberg, M. R.; Namil, A.; Delgado, P.; David, K. C.; Kessler, T. L.; Graff, G.; Haggard, K. S.; Nixon, J. C. *J. Med. Chem.* **1999**, *42*, 267. (f) Chen, C.-H.; Shaw, C.-Y.; Chen, C.-C.; Tsai, Y.-C. *J. Nat. Prod.* **2002**, *65*, 740. (g) Apers, S.; Paper, D.; Burgermeister, J.; Baronikova, S.; Dyck, S. V.; Lemiere, G.; Vlietinck, A.; Pieters, L. *J. Nat. Prod.* **2002**, *65*, 718. (h) Li, S. Y.; Fuchino, H.; Kawahara, N.; Sekita, S.; Satake, M. *J. Nat. Prod.* **2002**, *65*, 262.
- For the synthesis of dihydrobenzofuran derivatives, see (a) Vaillard, S. E.; Postigo, A.; Rossi, R. A. *J. Org. Chem.* **2002**, *67*, 8500. (b) Cheung, W.-H.; Zheng, S.-L.; Yu, W.-Y.; Zhou, G.-C.; Che, C.-M. *Org. Lett.* **2003**, *5*, 2535. (c) Nevado, C.; Ferrer, C.; Echavarren, A. M. *Org. Lett.* **2004**, *6*, 3191. (d) Song, Z. J.; Zhao, M.; Frey, L.; Li, J.; Tan, L.; Chen, C. Y.; Tschäen, D. M.; Tillyer, R.; Grabowski, E. J. J.; Volante, R.; Reider, P. J.; Kato, Y.; Okada, S.; Nemoto, T.; Sato, H.; Akao, A.; Mase, T. *Org. Lett.* **2001**, *3*, 3357. (e) Olivero, S.; Dunach, E. *Eur. J. Org. Chem.* **1999**, 1885. (f) Grigg, R.; Sansano, J. M.; Santhakumar, V.; Sridharan, V.; Thangavelanthum, R.; Thronton-Pett, M.; Wilson, D. *Tetrahedron* **1997**, *53*, 11803. (g) Zaugg, H. E.; Helgren, P. F.; Schaefer, A. D. *J. Org. Chem.* **1963**, *28*, 2617. (h) Sasaki, K.; Kondo, Y.; Maruoka, K. *Angew. Chem. Int. Ed.* **2001**, *40*, 411.
- (a) Trost, B. M.; Thiel, O. R.; Tsui, H.-C. *J. Am. Chem. Soc.* **2002**, *124*, 11616. (b) Trost, B. M.; Thiel, O. R.; Tsui, H.-C. *J. Am. Chem. Soc.* **2003**, *125*, 13155. (c) Trost, B. M.; Tsui, H.-C.; Toste, F. D. *J. Am. Chem. Soc.* **2000**, *122*, 3534.
- Szlosek-Pinaud, M.; Diaz, P.; Martinez, J.; Lamaty, F. *Tetrahedron Lett.* **2003**, *44*, 8657.
- (a) Shanmugam, P.; Rajasingh, P. *Tetrahedron* **2004**, *60*, 9283. (b) Shanmugam, P.; Rajasingh, P. *Chem. Lett.* **2002**, 1212. (c) Shanmugam, P.; Rajasingh, P. *Synlett* **2005**, 939. (d) Shanmugam, P.; Rajasingh, P. *Tetrahedron Lett.* **2005**, *46*, 3369.
- The reaction of **3f** in the presence of excess *n*-Bu₃SnH (1.5-2.4 equiv) was messy with remaining starting material.
- Kim, K.-O.; Tae, J. *Synthesis* **2005**, 387.