

A Facile Preparation of 2-(2-Hydroxyethyl)homoallenylsilanes Using *In Situ* Generated Homoallenylindium Reagent

Phil Ho Lee,* Keukchan Bang, Hyosoon Ahn, and Kooyeon Lee

Department of Chemistry, Kangwon National University, Chunchon 200-701, Korea

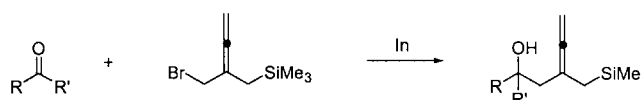
Received September 11, 2001

In situ generated homoallenylindium reagents derived from the reaction of indium with 4-bromo-3-[(trimethylsilyl)methyl]-1,2-butadiene reacted with a variety of aldehydes in DMF to produce 2-(2-hydroxyethyl)homoallenylsilanes at room temperature in good to excellent yields. 2- or 3-Hydroxybenzaldehyde that contains labile hydrogen was reacted with homoallenylindium reagent to provide the homoallenylsilanes. In the case of 4-formylbenzoic acid, the desired compound was produced in 88% yield. 4-Bromo-3-[(trimethylsilyl)methyl]-1,2-butadiene was prepared from monoacetylation and mesylation of 2-butyne-1,4-diol, addition of trimethylsilylmethyl anion, saponification and mesylation followed by Finkelstein reaction.

Keywords : 4-Bromo-3-[(trimethylsilyl)methyl]-1,2-butadiene, Indium, Homoallenylation, 2-(2-Hydroxyethyl)homoallenylsilane.

Introduction

Carbon-carbon bond formation using allyl metal is one of the fundamental processes in organic synthesis.¹ Although allyl metal-mediated allylation of a variety of aldehydes and ketones received much attention, less attention has been paid to homoallenylation of the carbonyl compounds. As part of our continuing effort to synthesize 2-methyl-3-trimethylsilylmethyl dihydrofuran derivatives from homoallenyl alcohols, we needed a versatile method to prepare 2-(2-hydroxyethyl)homoallenylsilanes. Generally, 2-(2-hydroxyethyl)allylsilanes can be prepared by lithiation followed by silylation of 3-methylhomoallylic alcohols,² by ring opening reactions of epoxides with organometallic reagents derived from 2-haloallylsilanes³ and by indium-mediated allylsilylation of carbonyl compounds.⁴ To the best of our knowledge, none of these methods has been applied to the synthesis of 2-(2-hydroxyethyl)homoallenylsilanes. The addition of organometallic reagents derived from the halomethylhomoallenylsilanes on aldehydes or ketones would be used to produce 2-(2-hydroxyethyl)homoallenylsilane. However, we could not effectively prepare the corresponding Grignard reagents from the halomethylhomoallenylsilanes. In addition Grignard reagents must be employed in excess in reactions with electrophiles having any labile hydrogens to obtain the products in good yields. Therefore, we turned our attention to other organometallic reagents to synthesize 2-(2-hydroxyethyl)-

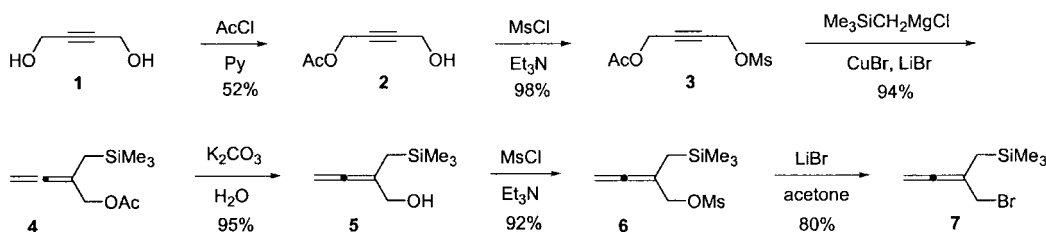


Scheme 1

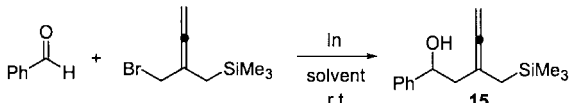
homoallenylsilanes. Recently, indium has been employed in numerous organic transformations because they have some prominent advantages with regards to easy handling, high reactivity and selectivity, and low toxicity.⁵ Indeed, it has been shown to be effective in allylation of carbonyl compounds⁶ and aldimines,⁷ in ring expansion reaction,⁸ in Prins type cyclization,⁹ and in intramolecular carbocyclizations.¹⁰ Our interest in applying indium metal to modern organic synthesis has us to investigate the participation of indium-mediated homoallenylation.¹¹ In this letter, we report of our results on the indium-mediated homoallenylation of aldehydes and ketones (Scheme 1).¹²

Results and Discussion

The necessary building block, 4-bromo-3-[(trimethylsilyl)methyl]-1,2-butadiene (**7**), was prepared from 2-butyne-1,4-diol as follows (Scheme 2). 2-Butyn-1,4-diol reacted with acetyl chloride in the presence pyridine to give monoacetyl compound **2** in 52% yield. Treatment of **2** with methanesulfonyl chloride and triethylamine produced the desired



Scheme 2

Table 1. Examination of optimum condition of In-mediated homoallenylation of benzaldehyde


Entry	Solvent	Time (h)	Isolated yield (%)
1	CH ₂ Cl ₂	12	0
2	THF	12	11
3	H ₂ O	4	88
4	DMF	1	92


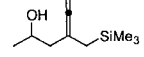

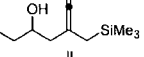

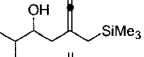

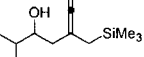

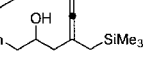

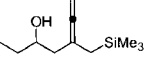

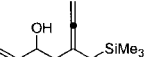

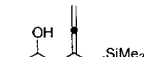

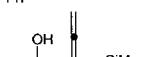

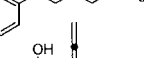

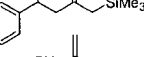

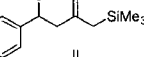

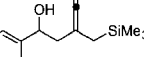

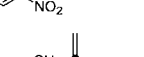

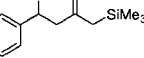

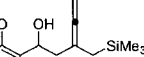

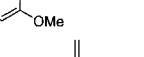

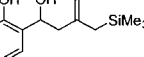

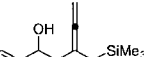
compound **3** reacted with (trimethylsilyl)methylmagnesium chloride in the presence of copper bromide and lithium bromide to give homoallylsilane **4**. Saponification of **4** and mesylation followed by Finkelstein reaction with lithium bromide afforded 4-bromo-3-[(trimethylsilyl)methyl]-1,2-butadiene (**7**) in good yield.

To find optimum conditions for indium-mediated homoallenylation, initially benzaldehyde reacted with **7** in the presence of indium in various solvents. The results are summarized in Table 1. Of the solvents tested H₂O, THF, CH₂Cl₂ and DMF, the best results were obtained in DMF. The indium-mediated reaction of benzaldehyde with homoallyl bromide **7** in DMF afforded the homoallylated product **15** in 92% yield (entry 4). The same reaction in other solvents, however, gave lower yields as well as longer reaction time.

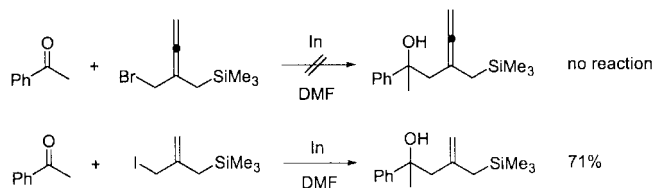
Table 2 summarizes the experimental results and illustrates the efficiency and scope of the present method. As can be seen in Table 2, various aliphatic aldehydes (entries 1-7) gave the desired compounds in good yields. Cinnamaldehyde was treated with homoallyl bromide to produce the desired compound in 47% yield. For the aromatic aldehydes, the presence of various substituents, such as methyl (entry 9), bromo (entry 10), chloro (entry 11), nitro (entry 12), monomethoxy (entry 13), or dimethoxy (entry 14) on the aromatic ring showed little effects on either the reaction rate or yields. It should be mentioned that 2- or 3-hydroxybenzaldehyde (entries 15 and 16) that contains an acidic hydrogen reacted with homoallylindium reagent to provide the desired compounds **22** and **23** in 89% and 86% yields, respectively. Even if, 4-formylbenzoic acid reacted with **7** to give the desired compound in 88% yield (entry 17). In the case of 2-furaldehyde and 2-thiophenecarboxaldehyde, the corresponding homoallylsilanes were obtained in good yields (entry 18 and 19). The present method reached a limit with ketones. Acetophenone did not react with 4-bromo-3-[(trimethylsilyl)methyl]-1,2-butadiene under the identical conditions. However, indium reagent derived from 3-iodo-2-(trimethylsilylmethyl)propene reacted with acetophenone to give 1-methyl-3-[(trimethylsilyl)methyl]-1-phenyl-4-buten-1-ol in 71% yield (Scheme 3).⁴

In summary, *in situ* generated homoallylindium reagents derived from the reaction of indium with 4-bromo-3-[(trimethylsilyl)methyl]-1,2-butadiene reacted with a variety of aldehydes in DMF to produce 2-(2-hydroxyethyl)homo-

Table 2. Indium-mediated homoallenylation of aldehydes

Entry	Starting materials	Products	Isolated yield (%) ^a	
1			8	88
2			9	89
3			10	87
4			11	54
5			12	67
6			13	61
7			14	47
8			15	92
9			16	73
10			17	89
11			18	93
12			19	90
13			20	80
14			21	83
15			22	89
16			23	86
17			24	88
18			25	83
19			26	69

^aAll reactions were carried out with indium reagent derived from an equimolar mixture of indium and homoallylsilane in DMF at room temperature.



Scheme 3

allenylsilanes at room temperature in good yields. 2- or 3-Hydroxybenzaldehyde that contains an acidic hydrogen reacted with homoallenylindium reagent to provide the homoallenylsilanes. In the case of 4-formylbenzoic acid, the desired compound was produced in 88% yield. 4-Bromo-3-[(trimethylsilyl)methyl]-1,2-butadiene was prepared from monoacetylation and mesylation of 2-butyne-1,4-diol, addition of trimethylsilylmethyl anion, saponification and mesylation followed by Finkelstein reaction. Because synthetic methods for the preparation of 2-(2-hydroxyethyl)allylsilanes were reported mainly in the previous works, the present method complements the existing synthetic methods.

Experimental Section

The ^1H NMR and ^{13}C NMR spectra were recorded on Bruker IFS 48 (400 MHz) spectrometer. Proton chemical shifts (δ) were reported in ppm downfield from tetramethylsilane (TMS), and ^{13}C resonances were recorded using the 77.0 ppm CDCl_3 resonance peak of the solvent as internal reference. Fourier transform infrared (FTIR) spectra were recorded on a JASCO IR 100 spectrophotometer. Mass spectra were obtained on a Autospec, M363 series. Column chromatography was performed on silica gel (Merck, 230-400 mesh). The gas chromatograms were obtained on HP 5890.

Typical procedure for indium-mediated homoallenylation reaction: 3-[(Trimethylsilyl)methyl]-1-phenyl-3,4-pentadien-1-ol (15). To a solution of indium [indium powder (99.99%) purchased from Aldrich Chem Co.; 58 mg, 0.5 mmol) in DMF (0.6 mL) was added 4-bromo-3-[(trimethylsilyl)methyl]-1,2-butadiene (110 mg, 0.5 mmol) in DMF (0.6 mL). After the reaction mixture was stirred for 30 min at room temperature, benzaldehyde (37 mg, 0.35 mmol) was added. After 40 min at room temperature, the reaction mixture was quenched with saturated aqueous NaHCO_3 solution. The aqueous layer was extracted with ether (3×25 mL), and the combined organic layers were washed with water (20 mL) and brine (20 mL) and dried with MgSO_4 , filtered and concentrated *in vacuo*. The residue was purified by silica gel chromatography (hexane : $\text{EtOAc} = 20 : 1$) leading to 3-[(trimethylsilyl)methyl]-1-phenyl-3,4-pentadien-1-ol (80 mg, 92%).

4-Acetoxy-2-butyne-1-ol (2): To solution of acetyl chloride (4.475 g, 57 mmol) in CH_2Cl_2 (10 mL) was added mixture of 2-butyne-1,4-diol (**1**) (4.910 g, 57 mmol) and pyridine (6.249 g, 79 mmol) in CH_2Cl_2 (50 mL) at 0°C . The mixture was stirred for 30 min at r.t., the reaction mixture was quenched

with 10% HCl solution. The aqueous layer was extracted with CH_2Cl_2 (3×25 mL), and the combined organic layer were washed with water (30 mL), dried with MgSO_4 , filtered and concentrated *in vacuo*. The residue was purified by silica gel chromatography ($\text{EtOAc/Hexane} = 1/2$) leading to (3.829 g, 52%) as an oil; ^1H NMR (400 MHz, CDCl_3) δ 4.71 (t, $J = 1.81$ Hz, 2H), 4.31 (t, $J = 1.77$ Hz, 2H), 2.10 (s, 3H), 1.81 (s, 1H); IR (film) 3350, 2900, 1750, 1250 cm^{-1} .

1-Acetoxy-4-methanesulfonyloxy-2-butyne (3): To solution of methanesulfonyl chloride (641 mg, 5.6 mmol) in CH_2Cl_2 (5 mL) was added mixture of 4-acetoxy-2-butyne-1-ol (**2**) (600 mg, 4.86 mmol) and Et_3N (617 mg, 5.6 mmol) at 0°C . After stirred for 30 min at r.t., the CH_2Cl_2 layer was diluted with CH_2Cl_2 (25 mL), washed twice with water, dried with MgSO_4 , and concentrated to give **3** (942 mg, 98%) as an oil which was pure enough for the next step; ^1H NMR (400 MHz, CDCl_3) δ 4.89 (t, $J = 1.82$ Hz, 2H), 4.72 (t, $J = 1.58$ Hz, 2H), 3.13 (s, 3H), 2.11 (s, 3H).

4-Acetoxy-3-[(trimethylsilyl)methyl]-1,2-butadiene (4): LiBr (1737 mg, 20 mmol) and CuBr (2869 mg, 20 mmol) were stirred in THF (40 mL) at r.t. for 15 min. To this solution was added $\text{TMSCH}_2\text{MgCl}$ (20 mL of a 1.0 M solution in Et_2O). After stirring at -78°C for 15 min, HMPA (10 mL) was added followed immediately by the crude **3** prepared above (3.755 g, 18.2 mmol) at -78°C . Then, the solution was gradually warmed to r.t. and stirred additional 30 min. The mixture was quenched with NH_4Cl solution and extracted with hexane. Combined hexane extracts were washed with water twice, dried, and concentrated to give a crude oil. Purification on silica gel ($\text{EtOAc/Hexane} = 1/3$) gave **4** (3.390 g, 94%); ^1H NMR (400 MHz, CDCl_3) δ 4.70 (m, 2H), 4.41 (t, $J = 2.63$ Hz, 2H), 2.01 (s, 3H), 1.27 (t, $J = 2.63$ Hz, 3H), 0.00 (s, 9H).

2-[(Trimethylsilyl)methyl]-2,3-butadien-1-ol (5): To a solution of K_2CO_3 (2.211 g, 16 mmol) in water (2 mL) was added **4** (3.161 g, 16 mmol) in MeOH (20 mL). The solution was stirred at r.t. for 30 min. After the bulk of the solvent was removed on a rotary evaporator at r.t., the white suspension was diluted with brine and extracted with Et_2O (3×25 mL). The combined extracts were dried with MgSO_4 and concentrated to afford **5** (2.356 g, 95%) which was sufficiently pure; ^1H NMR (400 MHz, CDCl_3) δ 4.82 (m, $J = 2.72$ Hz, 2H), 3.90 (t, $J = 1.20$ Hz, 2H), 1.60 (s, 1H), 1.26 (t, $J = 2.58$ Hz, 2H), 0.00 (s, 9H).

4-Methanesulfonyloxy-3-[(trimethylsilyl)methyl]-1,2-butadiene (6): To solution of methanesulfonyl chloride (304 mg, 3.0 mmol) in CH_2Cl_2 (1 mL) was added mixture of **5** (310 mg, 2.0 mmol) and Et_3N (304 mg, 3.0 mmol) in CH_2Cl_2 (5 mL) at 0°C . The mixture was stirred at r.t. for 30 min. The mixture was diluted with CH_2Cl_2 , washed twice with water, dried with MgSO_4 and concentrated to give a crude oil (431 mg, 92%), which was sufficiently pure for the next step; ^1H NMR (400 MHz, CDCl_3) δ 4.77 (m, $J = 2.20$ Hz, 2H), 4.56 (t, $J = 2.01$ Hz, 2H), 2.95 (s, 3H), 1.33 (t, $J = 2.63$ Hz, 2H), 0.00 (s, 9H).

4-Bromo-3-[(trimethylsilyl)methyl]-1,2-butadiene (7): To LiBr (3.800 g, 44 mmol) were stirred in acetone (20 mL)

at 0 °C. This solution was added **6** (2.600 g, 11 mmol), the mixture was stirred for 30 min at r.t. and work up in a usual way. Purification on silica gel (hexane) gave **7** (1.900 g, 80%); ^1H NMR (400 MHz, CDCl_3) δ 4.68 (m, 2H), 3.91 (t, $J = 1.60$ Hz, 2H), 1.42 (t, $J = 2.73$ Hz, 2H), 0.00 (s, 9H).

4-[(Trimethylsilyl)methyl]-4,5-hexadien-2-ol (8): ^1H NMR (200 MHz, CDCl_3) δ 4.73 (m, 2H), 3.98-3.95 (m, 1H), 2.07 (m, 3H), 1.35 (d, $J = 1.83$ Hz, 2H), 1.23 (d, $J = 6.10$ Hz, 3H), 0.07 (s, 9H); ^{13}C NMR (50 MHz, CDCl_3) δ 117.11, 69.83, 66.04, 38.60, 27.43, 21.52, 1.36, -1.17; IR (film) 3380, 3020, 2960, 2280, 1700, 1620, 1410, 1370, 1250 cm^{-1} ; MS (CI) calcd for $\text{C}_{10}\text{H}_{20}\text{OSi}$ $[\text{M}+\text{H}]^+$ 185, found 185.

6-[(Trimethylsilyl)methyl]-6,7-octadien-4-ol (9): ^1H NMR (200 MHz, CDCl_3) δ 4.72 (s, 2H), 3.77-3.76 (m, 1H), 2.06-2.00 (m, 3H), 1.51-1.30 (m, 6H), 0.97-0.08 (m, 3H), 0.06 (d, $J = 2.13$ Hz, 9H); ^{13}C NMR (50 MHz, CDCl_3) δ 206.20, 98.26, 75.68, 69.40, 42.85, 39.02, 21.69, 18.98, 14.20, -1.06; IR (film) 3600, 3430, 3020, 2910, 2820, 2280, 1715, 1620, 1450, 1240 cm^{-1} .

2-Methyl-5-[(trimethylsilyl)methyl]-5,6-heptadien-3-ol (10): ^1H NMR (200 MHz, CDCl_3) δ 4.72 (m, 2H), 3.53 (m, 1H), 2.17-1.99 (m, 3H), 1.77-1.67 (m, 1H), 1.37-1.32 (m, 2H), 0.92 (dd, $J = 2.44, 2.13$ Hz, 6H), 0.06 (s, 9H); ^{13}C NMR (50 MHz, CDCl_3) δ 117.35, 79.17, 66.51, 33.13, 32.91, 27.53, 18.84, 18.17, -1.16; IR (film) 3400, 3030, 2960, 2290, 1720, 1410, 1250 cm^{-1} .

1-Cyclohexyl-3-[(trimethylsilyl)methyl]-3,4-pentadien-1-ol (11): ^1H NMR (200 MHz, CDCl_3) δ 4.79-4.40 (m, 2H), 3.97 (s, 1H), 0.97-2.1 (m, 15H), 0.04 (d, $J = 2.44$ Hz, 9H); IR (film) 3400, 3010, 2950, 2290, 2100, 1630, 1400, 1245 cm^{-1} .

4-[(Trimethylsilyl)methyl]-1-phenyl-4,5-hexadien-2-ol (12): ^1H NMR (200 MHz, CDCl_3) δ 7.32-7.23 (m, 5H), 4.74 (m, 2H), 4.01-3.98 (m, 1H), 2.82 (m, 2H), 2.12 (m, 3H), 1.43-1.30 (m, 2H), 0.03 (d, $J = 0.92$ Hz, 9H); MS (CI) calcd for $\text{C}_{16}\text{H}_{24}\text{OSi}$ $[\text{M}+\text{H}]^+$ 261, found 261.

5-[(Trimethylsilyl)methyl]-1-phenyl-5,6-heptadien-3-ol (13): ^1H NMR (200 MHz, CDCl_3) δ 7.35-7.17 (m, 5H), 4.74 (t, $J = 2.29$ Hz, 2H), 3.82 (m, 1H), 2.78 (m, 2H), 2.13-2.07 (m, 3H), 1.92-1.76 (m, 2H), 1.34 (q, $J = 2.74$ Hz, 2H), 0.07 (s, 9H); ^{13}C NMR (50 MHz, CDCl_3) δ 128.60, 128.56, 128.51, 128.44, 125.96, 125.84, 117.37, 72.94, 66.11, 37.63, 36.98, 31.87, 27.51; IR (film) 3400, 3020, 2960, 1710, 1410, 1370, 1240 cm^{-1} ; MS (CI) calcd for $\text{C}_{17}\text{H}_{26}\text{OSi}$ $[\text{M}+\text{H}]^+$ 275, found 275.

5-[(Trimethylsilyl)methyl]-1-phenyl-1,5,6-heptatrien-3-ol (14): ^1H NMR (200 MHz, CDCl_3) δ 7.62-7.33 (m, 5H), 6.81-6.62 (m, 1H), 6.27 (dd, $J = 6.41, 6.10$ Hz, 1H), 4.79-4.73 (m, 2H), 4.49 (d, $J = 6.41$ Hz, 1H), 2.55 (m, 3H), 1.39 (q, $J = 4.06$ Hz, 2H), 0.08 (s, 9H).

3-[(Trimethylsilyl)methyl]-1-(*p*-methylphenyl)-3,4-pentadien-1-ol (16): ^1H NMR (400 MHz, CDCl_3) δ 7.21 (d, $J = 8.03$ Hz, 2H), 7.10 (d, $J = 7.96$ Hz, 2H), 4.75 (q, $J = 4.33$ Hz, 1H), 4.69 (t, $J = 2.63$ Hz, 2H), 2.32-2.20 (m, 6H), 1.35-1.25 (m, 2H), 0.00 (s, 9H); ^{13}C NMR (100 MHz, CDCl_3) δ 207.71, 142.04, 138.16, 130.13, 126.91, 99.13, 76.95, 72.99, 46.13, 22.62, 22.23, 0.00; IR (film) 3360, 2920, 1940, 1500,

1410, 1230 cm^{-1} ; MS (CI) calcd for $\text{C}_{16}\text{H}_{24}\text{OSi}$ $[\text{M}+\text{H}]^+$ 261, found 261.

1-(*m*-Bromophenyl)-3-[(trimethylsilyl)methyl]-3,4-pentadien-1-ol (17): ^1H NMR (200 MHz, CDCl_3) δ 7.57-7.18 (m, 4H), 4.84-4.75 (m, 3H), 2.48 (s, 1H), 2.34-2.27 (m, 2H), 1.37 (q, $J = 2.84$ Hz, 2H), 0.07 (s, 9H); ^{13}C NMR (50 MHz, CDCl_3) δ 206.65, 146.29, 130.59, 130.07, 129.14, 124.62, 122.61, 97.83, 76.34, 71.46, 45.14, 21.57, -1.04; IR (film) 3390, 2920, 1700, 1230 cm^{-1} ; MS (CI) calcd for $\text{C}_{15}\text{H}_{21}\text{BrOSi}$ $[\text{M}+\text{H}]^+$ 326, found 326.

1-(*p*-Chlorophenyl)-3-[(trimethylsilyl)methyl]-3,4-pentadien-1-ol (18): ^1H NMR (200 MHz, CDCl_3) δ 7.25 (s, 4H), 4.75-4.68 (m, 3H), 2.44 (d, $J = 2.13$ Hz, 1H), 2.25-2.21 (m, 2H), 1.29 (q, $J = 2.64$ Hz, 2H), 0.00 (s, 9H); ^{13}C NMR (50 MHz, CDCl_3) δ 206.63, 142.46, 133.12, 128.60, 127.40, 97.87, 76.28, 71.45, 45.11, 21.55, -1.03; IR (film) 3900, 3390, 3020, 2980, 2280, 1690, 1590, 1410, 1240 cm^{-1} .

3-[(Trimethylsilyl)methyl]-1-(*o*-nitrophenyl)-3,4-pentadien-1-ol (19): ^1H NMR (200 MHz, CDCl_3) δ 7.89-7.80 (m, 2H), 7.62-7.54 (m, 1H), 7.40-7.31 (m, 1H), 5.32 (dd, $J = 2.44, 2.44$ Hz, 1H), 4.70 (m, 2H), 2.51-2.11 (m, 2H), 1.34 (t, $J = 2.44$ Hz, 2H), 0.00 (s, 9H); ^{13}C NMR (50 MHz, CDCl_3) δ 206.39, 147.77, 139.39, 133.72, 128.29, 128.18, 124.47, 97.86, 76.15, 67.36, 44.44, 20.80, -1.12.

1-(*p*-Methoxyphenyl)-3-[(trimethylsilyl)methyl]-3,4-pentadien-1-ol (20): ^1H NMR (200 MHz, CDCl_3) δ 7.34-7.28 (m, 2H), 6.92-6.88 (m, 2H), 4.84-4.73 (m, 3H), 3.82 (s, 3H), 2.38-2.28 (m, 3H), 1.37 (q, $J = 2.59$ Hz, 2H), 0.06 (s, 9H); ^{13}C NMR (50 MHz, CDCl_3) δ 136.19, 132.13, 127.34, 127.21, 114.42, 113.84, 75.90, 71.76, 55.35, 45.00, 21.59, -1.06; IR (film) 3920, 3400, 3010, 2950, 2280, 1660, 1580, 1490, 1400, 1230 cm^{-1} ; MS (CI) calcd for $\text{C}_{16}\text{H}_{24}\text{O}_2\text{Si}$ $[\text{M}+\text{H}]^+$ 247, found 247.

1-(2',6'-Dimethoxyphenyl)-3-[(trimethylsilyl)methyl]-3,4-pentadien-1-ol (21): ^1H NMR (200 MHz, CDCl_3) δ 7.18 (t, $J = 8.24$ Hz, 1H), 6.56 (d, $J = 8.54$ Hz, 2H), 5.36-5.29 (m, 1H), 4.57-4.49 (m, 2H), 3.84 (s, 6H), 2.62-2.51 (m, 1H), 2.38-2.28 (m, 1H), 1.62 (s, 1H), 1.40 (s, 2H), 0.05 (s, 9H); IR (film) 3910, 3390, 3020, 2960, 2280, 1410, 1250 cm^{-1} .

1-(*o*-Hydroxyphenyl)-3-[(trimethylsilyl)methyl]-3,4-pentadien-1-ol (22): ^1H NMR (400 MHz, CDCl_3) δ 8.12 (s, 1H), 7.12-7.08 (m, 1H), 6.90 (dd, $J = 1.58, 1.59$ Hz, 1H), 6.82-6.74 (m, 2H), 4.94 (dd, $J = 2.77, 2.78$ Hz, 1H), 4.76-4.74 (m, 2H), 3.07 (s, 1H), 2.53-2.45 (m, 1H), 2.28-2.22 (m, 1H), 1.36-1.25 (m, 2H), 0.00 (s, 9H); ^{13}C NMR (100 MHz, CDCl_3) δ 207.03, 156.83, 130.03, 128.14, 127.41, 120.90, 118.45, 99.05, 77.79, 75.07, 44.16, 22.72, 0.00; IR (film) 3340, 2920, 1940, 1570, 1470, 1440, 1400, 1220 cm^{-1} .

1-(*m*-Hydroxyphenyl)-3-[(trimethylsilyl)methyl]-3,4-pentadien-1-ol (23): ^1H NMR (400 MHz, CDCl_3) δ 7.13 (t, $J = 7.82$ Hz, 1H), 6.68-6.82 (m, 2H), 6.71-6.68 (m, 1H), 6.31 (s, 1H), 4.77 (q, $J = 4.34$ Hz, 1H), 4.70 (s, 2H), 2.81 (s, 1H), 2.31-2.25 (m, 2H), 1.34-1.28 (m, 2H), 0.00 (s, 9H); ^{13}C NMR (100 MHz, CDCl_3) δ 207.69, 157.07, 146.32, 130.76, 119.31, 116.00, 115.85, 98.93, 77.22, 73.31, 45.75, 22.58.

1-(*p*-Carboxyphenyl)-3-[(trimethylsilyl)methyl]-3,4-pentadien-1-ol (24): ^1H NMR (200 MHz, CDCl_3) δ 8.11 (d, $J =$

7.93 Hz, 2H), 7.50 (d, $J = 8.24$ Hz, 2H), 4.94 (s, 1H), 4.79 (t, $J = 2.44$ Hz, 2H), 2.34 (t, $J = 3.19$ Hz, 2H), 1.37 (d, $J = 2.44$ Hz, 2H), 0.07 (s, 9H); IR (film) 3380, 1630, 1410, 1360, 1250 cm^{-1} .

1-Furyl-3-[(trimethylsilyl)methyl]-3,4-pentadien-1-ol (25): ^1H NMR (400 MHz, CDCl_3) δ 7.31 (t, $J = 0.85$ Hz, 1H), 6.28-6.19 (m, 2H), 4.80 (t, $J = 6.59$ Hz, 1H), 4.65 (m, 2H), 2.41 (m, 2H), 2.30 (s, 1H), 1.35-1.27 (m, 2H), 0.00 (s, 9H).

1-Thienyl-3-[(trimethylsilyl)methyl]-3,4-pentadien-1-ol (26): ^1H NMR (400 MHz, CDCl_3) δ 7.18 (t, $J = 5.65$ Hz, 1H), 6.93-6.89 (m, 2H), 5.04 (q, $J = 4.31$ Hz, 1H), 4.72-4.65 (m, 2H), 2.45-2.37 (m, 3H), 1.36-1.26 (m, 2H), 0.00 (s, 9H).

Acknowledgment. This work was supported by Korea Science and Engineering Foundation (KOSEF-2000-1-123-002-5). The gas chromatograms were provided by GC facility, supported by Research Center for Advanced Mineral Aggregate Composite Products.

References

1. Yamamoto, Y.; Asao, N. *Chem. Rev.* **1993**, *93*, 2207.
2. (a) Gardillo, G.; Contento, M.; Sandri, S. *Tetrahedron Lett.* **1974**, *15*, 2215. (b) Sarkar, T. K.; Andersen, N. H. *Tetrahedron Lett.* **1978**, *19*, 3513. (c) Ochiai, M.; Fujita, E.; Arimoto, M. Yamaguchi, H. *Chem. Pharm. Bull.* **1983**, *31*, 86. (d) Gramain, J.-C.; Remuson, R. *Tetrahedron Lett.* **1985**, *26*, 327.
3. (a) Nishiyama, H.; Yokoyama, H.; Narimatsu, S.; Itoh, K. *Tetrahedron Lett.* **1982**, *23*, 1267. (b) Blanco, F. J.; Cuadrado, P.; Gonzalez, A. M.; Pulido, F. J.; Fleming, I. *Tetrahedron Lett.* **1994**, *35*, 8881.
4. Bardot, V.; Remuson, R.; Gelas-Mialhe, Y.; Gramain, J. *Synlett* **1996**, 37.
5. (a) Li, C.-J. *Tetrahedron* **1996**, *52*, 5643. (b) Li, C.-J.; Chan, T.-H. *Organic Reactions in Aqueous Media*; Wiley: New York, 1997. (c) Li, C.-J. *Chem. Rev.* **1993**, *93*, 2023. (d) Li, C.-J.; Chan, T.-H. *Tetrahedron* **1999**, *55*, 11149.
6. (a) Li, C.-J.; Chan, T.-H. *Tetrahedron Lett.* **1991**, *32*, 7017. (b) Isaac, M. B.; Chan, T.-H. *Tetrahedron Lett.* **1995**, *36*, 8957.
7. (a) Beuchet, P.; Marrec, N. L.; Mosset, P. *Tetrahedron Lett.* **1992**, *33*, 5959. (b) Loh, T.-P.; Ho, D. S.; Xu, K.-C.; Sim, K.-Y. *Tetrahedron Lett.* **1997**, *38*, 865. (c) Chan, T.-H.; Lu, W. *Tetrahedron Lett.* **1998**, *39*, 8605.
8. (a) Li, C.-J.; Chen, D.-L.; Lu, Y.-Q.; Haberman, X.; Mague, J. T. *J. Am. Chem. Soc.* **1996**, *118*, 4216. (b) Haberman, J. X.; Li, C.-J. *Tetrahedron Lett.* **1997**, *38*, 4735. (c) Li, C.-J.; Chen, D.-L.; Lu, Y.-Q.; Haberman, X.; Mague, J. T. *Tetrahedron* **1998**, *54*, 2347.
9. (a) Yang, J.; Viswanathan, G. S. *Tetrahedron Lett.* **1999**, *40*, 1627. (b) Viswanathan, G. S.; Yang, J.; Li, C.-J. *Org. Lett.* **1999**, *1*, 993.
10. Bryan, V. J.; Chan, T.-H. *Tetrahedron Lett.* **1996**, *37*, 5341.
11. (a) Lee, P. H.; Ahn, H.; Lee, K.; Sung, S.-Y.; Kim, S. *Tetrahedron Lett.* **2001**, *42*, 37. (b) Lee, P. H.; Lee, K.; Chang, S. *Synth. Commun.* **2001**, *31*, 3189. (c) Lee, P. H.; Lee, K.; Kim, S. *Org. Lett.* **2001**, *3*, 3205. (d) Lee, P. H.; Sung, S.-Y.; Lee, K. *Org. Lett.* **2001**, *3*, 3201.
12. For a preliminary account of this work, Lee, P. H.; Bang, K.; Lee, K.; Lee, C.-H.; Chang, S. *Tetrahedron Lett.* **2000**, *41*, 7521.