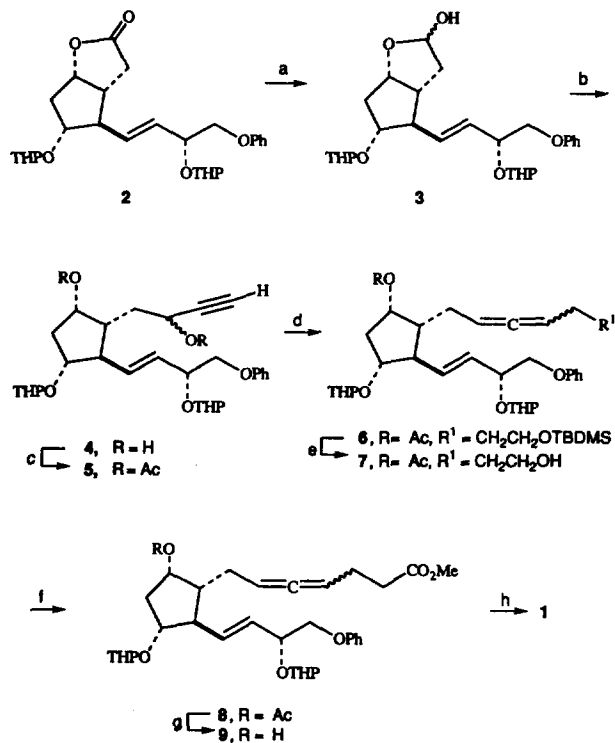


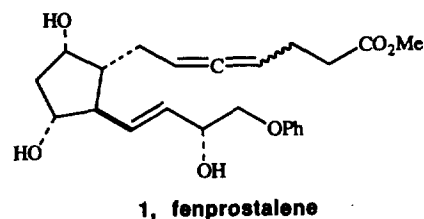
References

- (a) Kutal, C. R.; Owen, D. A.; Todd, L. *J. Inorg. Synth.* **1968**, *11*, 19. (b) Heying, T. L.; Ager Jr., J. W.; Clark, S. L.; Mangold, D. L.; Goldstein, H. L.; Hilman, M.; Polak, R. J.; Szymanski, J. W. *Inorg. Chem.* **1963**, *2*, 1089. (c) Fein, M. M.; Grafstein, D.; Paustian, J. E.; Bobinski, J.; Lichstein, B. M.; Meyers, N.; Schwartz, N. N.; Cohen, M. S. *Inorg. Chem.* **1963**, *2*, 1115. (d) Zakharkin, L. I.; Stanko, V. I.; Brattsev, V. A.; Chapovskii, Yu. A.; Klimova, A. I.; Oxlovystin, O. Yu.; Ponomarenko, A. A. *Dokl. Akad. Nauk. SSSR*, **1964**, *115*, 119. (e) Dupont, J. A.; Hawthorne, M. F. *J. Am. Chem. Soc.* **1964**, *86*, 1643. (f) Paxson, T. E.; Callahan, K. P.; Hawthorne, M. F. *Inorg. Chem.* **1973**, *12*, 708. (g) Fein, M. M.; Bobinski, J.; Meyers, N.; Schwartz, N. N.; Cohen, M. S. *Inorg. Chem.* **1963**, *2*, 1111.
- Hill, W. E.; Johnson, F. A.; Novak, R. W. *Inorg. Chem.* **1975**, *14*, 1244.
- Ernest, R. L.; Quintana, W.; Rosen, R.; Carroll, P. J.; Sneddon, L. G. *Organometallics* **1987**, *6*, 80.
- Knoth, W. H.; Muetterties, E. L. *J. Inorg. Nucl. Chem.* **1961**, *20*, 66.
- Hertler, W. R.; Klanberg, F.; Muetterties, E. L. *Inorg. Chem.* **1967**, *6*, 1696.
- (a) Meneghelli, B. J.; Rudolph, R. W. *J. Am. Chem. Soc.* **1978**, *100*, 4626. (b) Meneghelli, B. J.; Rudolph, R. W. *J. Am. Chem. Soc.* **1980**, *102*, 4355.
- The B(9) resonance for 6-SB₉H₁₁ is at +17.3 with $J_{BH} = 170$ Hz. The B(9) resonance for the allenyl thiaborane investigated here is found at +35 ppm. The remainder of the spectrum differs little from that of 6-SB₉H₁₁.
- Tolpin, E. I.; Mizusawa, E.; Becker, D. S.; Venzel, *Inorg. Chem.* **1980**, *19*, 1182.
- Mizusawa, E.; Rudnick, S. E.; Eriks, K. *Inorg. Chem.* **1980**, *19*, 1188.
- Sneddon, L. G.; Huffman, J. C.; Schaeffer, R.; Streib, W. E. *J. Chem. Soc., Chem. Commun.* **1972**, 474.



Scheme 1. Reagents and conditions: a, DIBAH, toluene, -78°C , 2 h; b, see Table 1, 82-93%; c, Ac_2O , cat. DMAP, NEt_3 , CH_2Cl_2 , rt, 3 h, 91%; d, $\text{TBDMSOCH}_2\text{CH}_2\text{CH}_2\text{MgBr}$, $\text{CuI}\cdot\text{P}(\text{OEt})_3$, THF, -40°C , 10 min, 76%; e, TBAF, THF, rt, 3 h, 99%; f, i. $\text{PDC}/\text{CH}_2\text{Cl}_2$, rt, 20 h, ii. PDC/DMF , MeOH, rt, 20 h, 84%; g, K_2CO_3 , MeOH, rt, 14 h; then 1 N HCl, 0°C (89%); h, $\text{AcOH}\cdot\text{H}_2\text{O}\cdot\text{THF}$, 40°C , 20 h, 65%.

16-phenoxy PGF analog, has been found to possess a luteolytic activity in various animal species.¹ Luteolytic PGs have an important place in veterinary medicine. Thus, the PGs can be used to control the bovine estrus cycle; stemming from this are the benefits of artificial insemination.



The introduction of allenic side chain attracted substantial synthetic efforts of many organic chemists. Since its development², a number of synthetic methods for the preparation of allenic prostaglandins have been reported³.

The introduction of allenyl group in prostaglandins was done by the reaction of propargylic ester with lithium dimethylcuprate² or by using an orthoester Claisen rearrangement of propargylic alcohol intermediate.^{3c} The specificity for the formation of protonated allene from propargylic ester depends on the various factors like the kind of propargylic derivatives, cuprate reagents, reaction temperature, work-up conditions, etc.⁴ Therefore, the possibilities for the formation of alkylated allene and alkylated acetylene was a main drawback for the synthesis of allenic prostaglandin derivatives.^{3a,5}

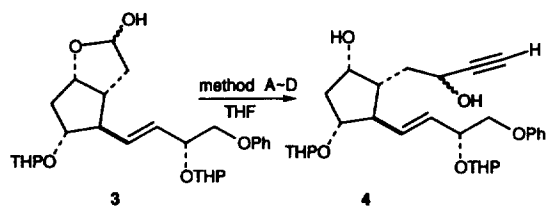
Synthesis of Prostaglandins IV. Facile Synthesis of Luteolytic Prostaglandin Fenprostalene

Yong Sup Lee, Kihong Nam, Sun Ho Jung, and Hokoon Park*

Organic Chemistry Laboratory(I),
Korea Institute of Science & Technology,
P.O. Box 131 Cheongryang, Seoul 136-650, Korea

Received June 20, 1994

Prostaglandins (PGs) are a family of extremely potent natural hormones with a remarkable range of biological and pharmaceutical properties. The unavailability of a suitable natural source coupled with their potential drug utility has led to the clinical development of a number of synthetic PG analogs. Among them, fenprostalene (1), a 4,5,6-allenic

Table 1. Preparation of Propargyl alcohol 4

Method	Conditions	Yield (%)
A	i. $\text{H}-\equiv-\text{SnBu}_3/\text{n-BuLi}$, $-78^\circ\text{C} \sim \text{rt}$. ii. n-BuLi , $-78^\circ\text{C} \sim \text{rt}$.	82
B	i. $\text{H}-\equiv-\text{SiMe}_3/\text{n-BuLi}$, $-78^\circ\text{C} \sim \text{rt}$. ii. TBAF, rt .	93
C	$\text{H}-\equiv-\text{H}/\text{n-BuLi}$, $-78^\circ\text{C} \sim \text{rt}$.	82
D	$\text{H}-\equiv-\text{MgBr}$, $0^\circ\text{C} \sim \text{rt}$.	91

We describe herein a convenient synthesis of **1** via facile introduction of protonated allenyl group starting with the known lactone **2**.⁶

The basic strategy of this synthesis involves efficient ring opening of lactol **3** with metal acetylides, subsequent acetylation and facile introduction of three-carbon unit with formation of allenyl group (Scheme 1).

We intended to develop a simple synthetic route to fenprostalene (**1**) by the direct reaction of lactol with metal acetylide and acetylation of the resulting diol since our synthetic strategy need not differentiate two hydroxy groups in C-6 and C-9 (PG numbering) positions. The lactone **2** was reduced with DIBALH in toluene at -78°C to the lactol **3**, which was sufficiently pure to be used without purification.

Firstly, the reaction of the lactol **3** was examined with several metal acetylides (Table 1). When the lactol **3** was treated with lithium acetylide-ethylenediamine complex in THF or DMF as the solvent, the reaction did not completed due to the low reactivity of lithium acetylide-ethylenediamine complex. But, the reactions of the lactol **3** with lithium anion of 5 equivalents of ethynyltri-*n*-butyltin or trimethylsilylacetylene in tetrahydrofuran ($-78^\circ\text{C} \sim \text{rt}$) proceeded smoothly to afford the propargylic alcohol **4** in 82% and 93% yield, respectively (method A and B). The propargylic alcohol **4** was also obtained by the reaction of the lactol with 5 equivalents of lithium acetylide or ethynylmagnesium bromide (method C and D). The reaction of lactol with ethynylmagnesium bromide (method D) seems to be appropriate and efficient since the reaction with lithium tri-*n*-butylstannylacetylide or lithium trimethylsilylacetylide necessitate additional deprotecting step. The resulting propargylic alcohol **4** was transformed to the propargylic acetate **5** with an excess amount of acetic anhydride and triethylamine in the presence of a catalytic amount of 4-dimethylaminopyridine (DMAP) in 91% yield.

The propargylic acetate was further converted to the protonated allene with concomitant three-carbon homologation through cuprate-based Grignard reaction. The reaction of propargylic acetate **5** with 3-*t*-butyldimethylsilyloxypropylmagnesium bromide and catalytic amount of $\text{CuI}\cdot\text{P}(\text{OEt})_3$ at -40°C in THF afforded cleanly the allenic acetate **6** in 76% yield. The fenprostalene (**1**)² was formed from the allenic

acetate **6** by the following sequential reactions; deprotection of silyl group with *tetra-n*-butylammonium fluoride (TBAF) (98%), consecutive oxidation with pyridinium dichromate (PDC)/ CH_2Cl_2 and PDC/MeOH/DMF (84%), deprotection of acetyl group in **8** with methanolic potassium carbonate (89%), and deprotection of tetrahydrofuranyl group with acetic acid/ $\text{H}_2\text{O}/\text{THF}$ (19 : 11 : 3) (65%). The spectroscopic properties of **1** were in accord with those described in the literature.²

In conclusion, the synthesis of luteolytic prostaglandin fenprostalene (**1**) has been achieved in 8 steps and $\sim 30\%$ overall yield starting from lactone **2**. The efficacy of our synthesis relies on the facile introduction of allenic moiety with concomitant three-carbon homologation. The synthetic steps were also shortened by direct reaction of the lactol **3** with ethynylmagnesium bromide followed by acetylation.

References

1. Drugs of the Future **1994**, 9, 817.
2. Muchowski, J. M.; Fried, J. H., Oct. 12, **1976**. U. S. Pat., 3,985,791; *Chem Abstr.* **1977**, 86, 43281.
3. (a) Baret, P.; Barreiro, E.; Greene, A. E.; Luche, J.-L.; Teixeira, M.-A.; Crabbe, P. *Tetrahedron* **1979**, 35, 2931. (b) Patterson, J. W. *J. Org. Chem.* **1990**, 55, 5528. (c) Cooper, G. F.; Wren, D. L.; Van Horn, A. R.; Li, T.-T.; Beard, C. C., Jul. 15, 1986, U. S. Pat., 4,600,785; *Chem Abstr.* **1986**, 104, 33935. (d) Gooding, O. W.; Beard, C. C.; Cooper, D. A.; Jackson, D. A. *J. Org. Chem.* **1993**, 58, 3681.
4. (a) Luche, J. L.; Barreiro, E.; Dollat, J. M.; Crabbe, P. *Tetrahedron Lett.* **1975**, 4615. (b) Sahlberg, C.; Claesson, A. *Acta. Chem. Scand.* **1982**, B36, 179.
5. (a) Claesson, A.; Tamnefors, I.; Olsson, L.-I. *Tetrahedron Lett.* **1975**, 1509. (b) Alexakis, A.; Marek, I.; Mangeney, P.; Normant, J. F. *J. Am. Chem. Soc.* **1990**, 112, 8042. (c) Macdonald, T. L.; Reagan, D. R. *J. Org. Chem.* **1980**, 45, 4740.
6. Schaaf, T. K.; Bindra, J. S.; Eggler, J. F.; Plattner, L. J.; Nelson, J.; Johnson, M. R.; Constantine, J. W.; Hess, J. H.-J. *J. Med. Chem.* **1981**, 24, 1353.

Nucleophilic Additions to 5-Hydroxymethyl-2-pyrrolidinone: Synthesis of Chiral 2,5-Disubstituted Pyrrolidines

Kyo Han Ahn,* Gil Ja Kwon, Wonwoo Choi,
Seok Jong Lee, and Dong Jin Yoo

Department of Chemistry and Center for Biofunctional
Molecules, POSTECH, San 31 Hyoja Dong,
Pohang, Kyungbuk 790-784, Korea

Received July 14, 1994

2,5-Disubstituted pyrrolidines occur as many bioactive natural products,¹ and C_2 symmetric 2,5-disubstituted pyrrolidi-