

Kinetic Studies on the Structure-Reactivity Correlation of Aryl *N*-Phenyl Thioncarbamates

Hyuck Keun Oh* and Ji Young Oh

Department of Chemistry, Research Center of Bioactive Materials, Chonbuk National University, Chonju 561-756, Korea

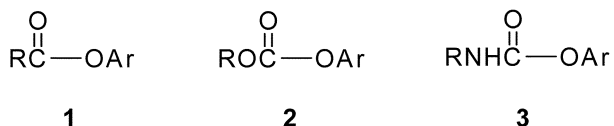
*E-mail: ohkeun@chonbuk.ac.kr

Received August 29, 2005

Key Words : Nucleophilic substitution, Aryl *N*-phenyl thioncarbamates, Cross-interaction constant, Kinetic isotope effects, Stepwise mechanism

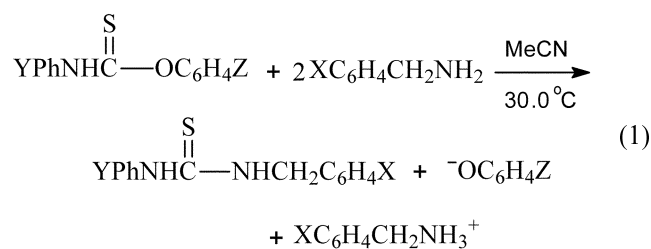
Although there is abundant literature on the kinetics and mechanism of the aminolysis of aryl carbonates¹ and esters,² the aminolysis reactions of aryl carbamates³ have been less studied in terms of kinetics. The mechanism of the aminolysis of substituted diphenyl carbonates has been studied, and structure-reactivity relationships for those reactions have also been examined in detail by Gresser and Jencks.^{1a} Castro and co-workers have reported a number of mechanistic studies on the aminolysis of aryl carbonates^{1c-f} and esters.^{2fj} These and other studies showed that most of the aminolysis of aryl carbonates and esters proceed by either a stepwise mechanism through a zwitterionic tetrahedral intermediate, T^\ddagger , or a concert mechanism depending on the amine, substrate, and solvent involved.

Aryl esters, **1**, carbonates, **2**, and carbamates, **3**, are three classes of compounds which differ only in the acyl part, R,

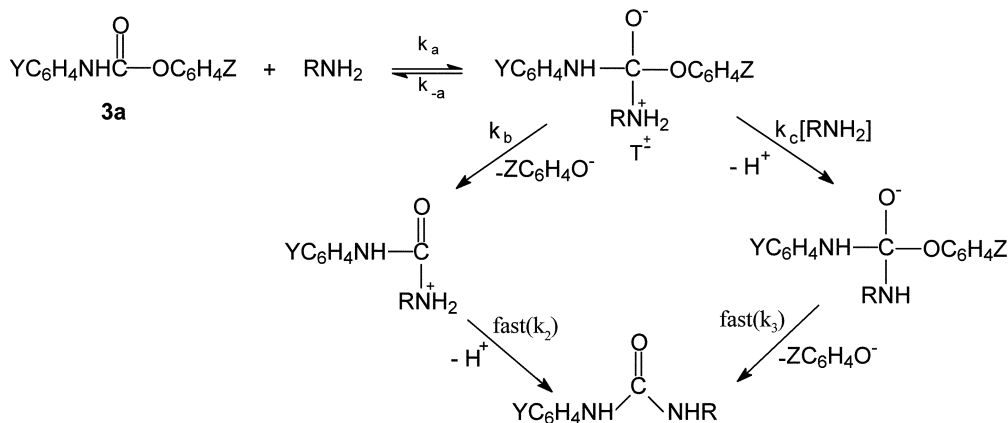


RO and RNH where R is alkyl or aryl. The aminolysis mechanism of the carbamates is expected to be similar to the relatively well known aminolysis mechanism of the esters **1** and carbonates **2**. Shawali *et al.*³ proposed a stepwise mechanism with rate-limiting breakdown of a tetrahedral

intermediate, T^\ddagger , for the reactions of aryl *N*-arylcabamates, R=Ar in **3**, with *n*-butylamine in dioxane. Their kinetic results were compatible with the stepwise mechanism involving two reaction pathways, an overall second-order, k_2 and an overall third-order, k_3 , process (Scheme 1) which is similar to the aminolysis mechanisms proposed for some of **1** and **2**, but is in contrast to an $E1_cB$ mechanism proposed by Menger and Glass⁴ for that of *p*-nitrophenyl *N*-phenyl-carbamate with diethylamine in toluene. Aminolysis reactions of thionesters showed extensive mechanistic similarity to the corresponding reactions of oxygen esters, but with differences which lend insight into the role of the carbonyl heteroatom in acyl transfer and thionacyl transfer reaction.⁵ We extend here our series of kinetic studies on the effect of thionacyl group on the mechanism of the aminolysis of carbonyl compounds to the reactions of phenyl *N*-phenyl thioncarbamates with benzylamines in acetonitrile, eq. (1).



X = *p*-OMe, *p*-Me, H, *p*-Cl, *m*-Cl



Scheme 1

Y = *p*-Me, H, *p*-Cl, *p*-Br

In this work, we invoke the mechanistic criteria based on the sign of cross-interaction constants, ρ_{XY} (eqs. 2) where X and Y are the substituents in the nucleophile and substrate, respectively; for a stepwise mechanism the sign of ρ_{XY} was invariably positive and the reactivity-selectivity principle (RSP) was found to hold.⁶

$$\log(k_{XY}/k_{HH}) = \rho_X \sigma_X + \rho_Y \sigma_Y + \rho_{XY} \sigma_X \sigma_Y \quad (2a)$$

$$\rho_{XY} = \partial \rho_Y / \partial \sigma_X = \partial \rho_X / \partial \sigma_Y \quad (2b)$$

Experimental Section

Materials. Acetonitrile (Merck, GR) was used after three-time distillations. The benzylamine nucleophiles, Aldrich GR, were used after recrystallization.

Substrates. Phenyl *N*-phenyl thioncarbamate. Phenyl *N*-phenyl thioncarbamate was prepared by adding aniline (16 mmol) dissolved in carbon tetrachloride (2.5 mL) to a stirred, cooled solution of phenyl chlorothioformate (1.65 g, 5 mmol) in carbon tetrachloride (25 mL). The mixture was stirred at room temperature for 24 h and filtered. The filtrate was evaporated to dryness, and the residual solid was recrystallized from toluene to provide the desired thioncarbamate. The other phenyl substituted *N*-phenyl thioncarbamates were prepared in an analogous manner and recrystallized from toluene. The substrates synthesized were confirmed by spectral and elemental analysis as follows.

***p*-CH₃-C₆H₄NHC(=S)OC₆H₅:** m.p. 107-109 °C; ¹H NMR (400 MHz, CDCl₃), δ 3.05 (3H, s, CH₃), 6.30 (1H, s, NH), 6.98-7.48 (9H, m, C₆H₄, C₆H₅); ¹³C NMR (100.4 MHz, CDCl₃), δ 160.1, 130.2, 129.5, 129.3, 129.0, 127.6, 125.8, 122.5, 122.4, 37.8; ν_{\max} (KBr), 3048 (NH), 3202 (CH), 2921 (CH, aromatic), 1285 (C=S), 1168 (C-O); MS *m/z* 243 (M⁺). Anal. Calcd for C₁₄H₁₃NOS : C, 69.1; H, 5.41. Found; C, 69.3; H, 5.38.

C₆H₄NHC(=S)OC₆H₅: m.p. 154-156 °C; ¹H NMR (400 MHz, CDCl₃), δ 6.35 (1H, s, NH), 7.14-7.45 (10H, m, C₆H₅, C₆H₄); ¹³C NMR (100.4 MHz, CDCl₃), δ 158.1, 129.6, 129.3, 128.9, 126.4, 125.9, 123.0, 122.8, 121.8; ν_{\max} (KBr), 3233 (NH), 3040 (CH, aromatic), 1199 (C=S), 1144 (C-O); MS *m/z* 229 (M⁺). Anal. Calcd for C₁₃H₁₁NOS : C, 68.1; H, 4.81. Found; C, 68.3; H, 4.83.

***p*-Cl-C₆H₄NHC(=S)OC₆H₅:** m.p. 141-142 °C; ¹H NMR (400 MHz, CDCl₃), δ 6.33 (1H, s, NH), 7.13-7.45 (9H, m, C₆H₄, C₆H₅); ¹³C NMR (100.4 MHz, CDCl₃), δ 161.5, 137.7, 129.7, 129.3, 129.1, 128.9, 128.1, 126.5, 125.2, 122.3; ν_{\max} (KBr), 3210 (NH), 3080 (CH, aromatic), 1202 (C=S), 1151 (C-O); MS *m/z* 263 (M⁺). Anal. Calcd for C₁₃H₁₀ClNOS : C, 59.2; H, 3.80. Found; C, 59.4; H, 3.82.

***p*-Br-C₆H₄NHC(=S)OC₆H₅:** m.p. 146-148 °C; ¹H NMR (400 MHz, CDCl₃), δ 6.37 (1H, s, NH), 7.11-7.44 (9H, m, C₆H₄, C₆H₅); ¹³C NMR (100.4 MHz, CDCl₃), δ 163.2, 137.7, 132.1, 129.3, 128.9, 128.1, 126.5, 125.2, 122.2; ν_{\max} (KBr), 3218 (NH), 3050 (CH, aromatic), 1177 (C=S), 1164 (C-O); MS *m/z* 308 (M⁺). Anal. Calcd for C₁₃H₁₀BrNOS : C,

50.7; H, 3.31. Found; C, 50.5; H, 3.33.

Kinetic measurement. Rates were measured conductometrically in acetonitrile. The conductivity bridge used in this work was a homemade computer-automatic A/D converter conductivity bridge. Pseudo-first-order rate constants, k_{obsd} , were determined by the Guggenheim method with large excess of benzylamine [BA]; [substrate] = 2.0×10^{-4} M and [BA] = 5×10^{-2} to 8×10^{-1} M. Second order rate constants, k_2 , were obtained from the slope of a plot of k_{obsd} vs. [BA] with more than five concentrations of benzylamine. The k_2 values in Table 1 are the averages of more than three runs and were reproducible to within $\pm 3\%$.

Product analysis. The substrate phenyl *N*-phenyl thioncarbamate (1.0×10^{-3} mole) was reacted with excess benzylamine (1.0×10^{-2} mole) with stirring for more than 15 half-lives at 30.0 °C in 200 mL acetonitrile and the products were isolated by evaporating the solvent under reduced pressure. The product mixture was subjected to column chromatography (silica gel, 20% ethyl acetate-*n*-hexene). Analysis of the product gave the following results.

***p*-Br-C₆H₄NHC(=S)NHCH₂C₆H₅:** m.p. 130-132 °C; ¹H NMR (400 MHz, CDCl₃), δ 4.23 (2H, d, CH₂), 6.54-7.29 (9H, m, C₆H₄, C₆H₅); ¹³C NMR (100.4 MHz, CDCl₃), δ 169.7, 139.1, 138.4, 129.5, 129.3, 128.4, 128.1, 124.2, 109.5, 50.1; ν_{\max} (KBr), 3197 (NH), 3177 (CH), 3091 (CH, aromatic), 1179 (C=S), 1168 (C-O); MS *m/z* 321 (M⁺). Anal. Calcd for C₁₄H₁₃BrN₂S : C, 52.3; H, 4.11. Found; C, 52.5; H, 4.13.

Results and Discussion

The reactions of aryl *N*-phenyl thioncarbamates (**3b**; C₆H₅NHC(=S)OC₆H₄Z) with benzylamines (BA) follow a clean second-order kinetics, eq. 3. Unlike in the aminolysis

$$\text{Rate} = k_{\text{obs}} [\text{Substrate}] \quad (3a)$$

$$k_{\text{obs}} = k_2 [\text{BA}] \quad (3b)$$

of aryl *N*-phenylthiocarbamate (**3a**), no base catalysis by the amine was noted. The rate constants, k_2 , determined are summarized in Table 1 together with the selectivity parameters, ρ_X , β_X , and ρ_Y . We note in Table 1 that the rates are substantially faster than those for the corresponding aminolysis of thionester (RC(=S)OAr) which are reported to be $1.86 \text{ M}^{-1} \text{ s}^{-1}$ at 25 °C for R = Ph.⁵ This rate enhancement by substitution of R=PhNH for R=Ph is no doubt due to a stronger push provided by the PhNH group to expel the leaving group, OAr, as a result of the vicinal charge transfer interaction of the lone-pair electron on the nitrogen atom (η_N) with the σ^* orbital of the C-O bond ($\sigma_{\text{C-O}}^*$), $\eta_N \rightarrow \sigma_{\text{C-O}}^*$ interaction.⁷ This is evident by comparing the rates of the aminolysis of **3a** ($k_2 = 0.655 \text{ M}^{-1} \text{ s}^{-1}$ at 25.0 °C with X=H, Y=H and Z=*p*-NO₂) with aryl *N*-phenyl thioncarbamate ($k_2 = 5.31 \text{ M}^{-1} \text{ s}^{-1}$ at 30.0 °C with X=H, Y=H and Z=H). The lone-pair electrons on N can also delocalize into the π^* orbital of the thiocarbonyl group by an $\eta_N \rightarrow \pi_{\text{C=S}}^*$ interaction. This will facilitate the formation of a tetrahedral

Table 1. The Second Order Rate Constants, k_N dm³ mol⁻¹ s⁻¹ for the Reactions of O-Phenyl N-(Y)Phenyl Thioncarbamates with X-Benzylamines in Acetonitrile at 30.0 °C

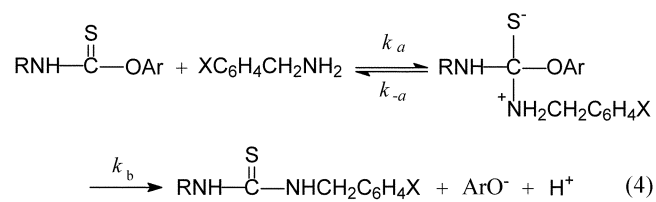
X	Y				ρ_Y^a
	<i>p</i> -Me	H	<i>p</i> -Cl	<i>p</i> -Br	
<i>p</i> -OMe	7.94	10.9	18.3	19.5	0.96 ± 0.02
	5.63 ^b			13.5 ^b	
	3.94 ^c			9.45 ^c	
<i>p</i> -Me	5.51	8.18	14.5	15.6	1.10 ± 0.02
H	3.22	5.31	10.1	10.8	1.28 ± 0.01
<i>p</i> -Cl	1.70	2.95	6.36	6.77	1.47 ± 0.01
	1.19 ^b			4.74 ^b	
	0.845 ^c			3.27 ^c	
<i>m</i> -Cl	1.05	1.95	4.32	4.79	1.60 ± 0.02
ρ_X^d	(± 0.02)	(± 0.01)	(± 0.01)	(± 0.01)	$\rho_{XY}^e = 0.98$
β_X^f	1.36	1.17	1.97	0.95	
	(± 0.03)	(± 0.01)	(± 0.02)	(± 0.01)	

^aThe σ values were taken from J. A. Dean, *Handbook of organic Chemistry*, McGraw-Hill, New York, 1987, Table 7-1. Correlation coefficients were better than 0.997 in all cases. ^bAt 20 °C. ^cAt 10 °C. ^dThe σ values were taken from D. H. McDaniel and H.C. Brown, *J. Org. Chem.* **1958**, 23, 420. Correlation coefficients were better than 0.999 in all cases. ^eCorrelation coefficients was 0.999. ^fThe pK_a values were taken from A. Fischer, W. J. Galloway and J. Vaughan, *J. Chem. Soc.*, 1964, 3588. Correlation coefficients were better than 0.998 in all cases. X = *p*-CH₃O were excluded from the Brønsted plot for β_X (benzylamine) due to an unreliable pK_a value listed.

structure, which can be a transition state in the concerted reaction, or an intermediate in the stepwise reaction. The most striking feature of the aminolysis reaction is that aryl *N*-phenyl thioncarbamate (**3b**) is more reactive than aryl *N*-phenylcarbamate (**3a**). This is not unreasonable if different steps of the mechanism are rate determining in the reactions of different nucleophile. In aminolysis the observed rate will depend on both the stability of the intermediate and the ability of -O⁻ and -S⁻ to expel the leaving group. The unshared electrons on sulfur can provide a significantly greater driving force for the expulsion of phenoxide than can those on oxygen.⁵

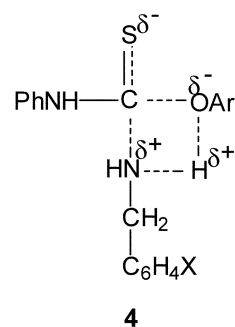
The Hammett (ρ_X and ρ_Y) and Brønsted (β_X) coefficient determined are given in Table 1 for the k_2 step. The exceptionally large magnitudes of these selectivity parameters are consistent with stepwise mechanism with rate-limiting breakdown of T[±]; both ρ_X and ρ_Y should be compared with other corresponding values after taking into account of a non-conjugating intervening group, CH₂ and NH, present in the benzylamine nucleophile and in the aryl *N*-phenyl thioncarbamate substrate respectively, which are known to reduce the ρ values by a factor of ca. 2.8.⁸ The large β_X values are also in line with the proposed mechanism, but they are less reliable since the pK_a values used are those in water, not in acetonitrile. However, it is well known that although the absolute pK_a values are different in H₂O and MeCN, the $\Delta pK_a = (pK_a)_{MeCN} - (pK_a)_{H_2O}$ values for the structurally similar amines are nearly the same.⁹ Thus the β_X values should be nearly the same in both H₂O and MeCN.⁹ The β_X values (1.0-1.4) obtained in this work are consider-

ably larger than those for the corresponding reactions (**1** and **2**) with anilines¹⁰ and other secondary and tertiary amines ($\beta_X = 0.6-1.0$) proceeding by rate-limiting breakdown of a zwitterionic tetrahedral intermediate, T[±], eq. (3b). On this account, *i.e.*, large β_X values obtained, the aminolysis of phenyl *N*-phenyl thioncarbamates with benzylamines in acetonitrile is most likely to occur by rate-limiting expulsion of phenolate ion, ArO⁻, from T[±] (k_b step). The large β_X values observed with benzylamine nucleophile in the present work are considered to represent a very sensitive change in the benzylamine expulsion rate (k_{-a}) with substituent (X) variation due to the loss of a strong localized charge on the nitrogen atom of the benzylammonium ion in the T[±].



$$k_2 = \frac{k_a}{k_{-a}} k_b = K k_b \quad (5)$$

The 20 k_2 values are subjected to multiple regression using equation (2a) with $i, j = X, Y$. The result indicates that ρ_{XY} is positive and relatively large, which is again in line with the proposed stepwise mechanism; it has been shown both experimentally and theoretically that the sign of ρ_{XY} should be positive in contrast to the negative ρ_{XY} for the S_N2 processes.¹¹ In the bond-making step, a stronger electron acceptor substituent in the substrate ($\delta\sigma_Y > 0$) invariably

**Table 2.** The Secondary Kinetic Isotope Effects for the Reactions of O-phenyl N-(Y)Phenyl Thioncarbamates with X-Benzylamines in Acetonitrile at 30.0 °C

X	Y	k_{11} (M ⁻¹ s ⁻¹)	k_D (M ⁻¹ s ⁻¹)	k_{11}/k_D
<i>p</i> -OMe	<i>p</i> -Me	7.94 (± 0.08)	5.22 (± 0.06)	1.52 ± 0.02 ^a
<i>p</i> -OMe	H	10.9 (± 0.11)	7.41 (± 0.08)	1.47 ± 0.02
<i>p</i> -OMe	<i>p</i> -Cl	18.3 (± 0.25)	12.9 (± 0.12)	1.42 ± 0.03
<i>p</i> -OMe	<i>p</i> -Br	19.5 (± 0.28)	14.0 (± 0.16)	1.39 ± 0.02
<i>p</i> -Cl	<i>p</i> -Me	1.70 (± 0.01)	1.39 (± 0.01)	1.48 ± 0.03
<i>p</i> -Cl	H	2.95 (± 0.03)	1.14 (± 0.01)	1.43 ± 0.03
<i>p</i> -Cl	<i>p</i> -Cl	6.36 (± 0.07)	4.60 (± 0.05)	1.38 ± 0.02
<i>p</i> -Cl	<i>p</i> -Br	6.77 (± 0.08)	5.09 (± 0.06)	1.33 ± 0.02

^aStandard deviations.

Table 3. Activation Parameters^a for the Reactions of O-phenyl N-(Y)Phenyl Thioncarbamates with X-Benzylamines in Acetonitrile

X	Y	$\Delta H^\ddagger/\text{kcal mol}^{-1}$	$-\Delta S^\ddagger/\text{cal mol}^{-1} \text{K}^{-1}$
<i>p</i> -OMe	<i>p</i> -Me	5.3	37
<i>p</i> -OMe	<i>p</i> -Br	5.5	34
<i>p</i> -Cl	<i>p</i> -Me	5.4	39
<i>p</i> -Cl	<i>p</i> -Br	4.6	36

^aCalculated by the Eyring equation. The maximum errors calculated (by the method of K. B. Wiberg, *Physical Organic Chemistry*; Wiley, New York, **1964**, p 378) are $\pm 0.5 \text{ kcal mol}^{-1}$ and $\pm 2 \text{ e.u.}$ for ΔH^\ddagger and ΔS^\ddagger , respectively.

leads to a tighter bond with the nucleophile in TS ($\delta\rho_X < 0$) so that ρ_{XY} ($=\delta\rho_X/(\delta\sigma_Y)$) is negative.¹¹

The kinetic isotope effects (Table 2) involving deuterated nucleophile, $\text{XC}_6\text{H}_4\text{CH}_2\text{ND}_2$, are normal ($k_{\text{H}}/k_{\text{D}} > 1.0$) suggesting a possibility of forming hydrogen-bonded four-center type TS (**4**)¹² as has often been proposed. Since no base catalysis was found (the rate law is first order with respect to [BA], eq. 3), the proton transfer occurs concurrently with the rate-limiting expulsion of ArO^- in the TS but not catalyzed by benzylamine. The consumption of proton by the excess benzylamine should therefore take place in a subsequent rapid step.

The low activation enthalpies, ΔH^\ddagger , and highly negative activation entropies, ΔS^\ddagger , (Table 3) are also in line with the proposed TS. Especially, the ΔH^\ddagger values are somewhat lower and the ΔS^\ddagger values are higher negative values than those of aminolysis systems.¹³ The expulsion of ArO^- anion in the rate determining step (an endoergic process) is assisted by the hydrogen-bonding with an amino hydrogen of the benzylammonium ion within the intermediate, T^\ddagger . This will lower the ΔH^\ddagger value, but the TS becomes structured and rigid (low entropy process) which should lead to a large negative.

In summary, the reactions of aryl *N*-phenyl thioncarbamates (**3b**) with benzylamines in acetonitrile proceed by a stepwise mechanism in which the rate-determining is the breakdown of the zwitterionic tetrahedral intermediate with a hydrogen-bonded four-center type TS.

These mechanistic conclusions are drawn based on (i) the large magnitude of ρ_X and ρ_Y , (ii) the normal kinetic isotope effects ($k_{\text{H}}/k_{\text{D}} > 1.0$) involving deuterated benzylamine nucleophiles, (iii) a small positive enthalpy of activation, ΔH^\ddagger , and a large negative entropy of activation, ΔS^\ddagger , (iv) the positive sign of ρ_{XY} and the larger magnitude of ρ_{XY} than that for normal $\text{S}_{\text{N}}2$ processes, and lastly (v) adherence to the RSP in all cases.

Acknowledgments. This work was supported by Korea Research Foundation Grant (KRF-2004-015-C00300).

References

- (a) Gresser, M. J.; Jencks, W. P. *J. Am. Chem. Soc.* **1977**, *99*, 6963. (b) Castro, E. A.; Gil, F. J. *J. Am. Chem. Soc.* **1977**, *99*, 7611. (c) Castro, E. A.; Aliaga, M.; Campodonico, P. J.; Santos, J. G. *J. Org. Chem.* **2002**, *67*, 8911. (d) Castro, E. A.; Andajar, M.; Taro, A.; Santos, J. G. *J. Org. Chem.* **2003**, *68*, 3608, 5930. (e) Castro, E. A.; Cubillos, M.; Santos, J. G. *J. Org. Chem.* **2001**, *66*, 6000. (f) Bond, P. M.; Moodie, R. B. *J. Chem. Soc. Perkin Trans. 2* **1976**, 679. (g) Shawali, A. S.; Harhash, A.; Sidky, M. M.; Hassanen, H. M.; Elkaabi, S. S. *J. Org. Chem.* **1986**, *51*, 3498.
- (a) Satterthwait, A. C.; Jencks, W. P. *J. Am. Chem. Soc.* **1974**, *96*, 7018. (b) Oh, H. K.; Shin, C. H.; Lee, I. *Bull. Korean Chem. Soc.* **1995**, *16*, 657. (c) Oh, H. K.; Woo, S. Y.; Shin, C. H.; Park, Y. S.; Lee, I. *J. Org. Chem.* **1997**, *62*, 5780. (d) Um, I.-H.; Kwon, H.-J.; Kwon, D.-S.; Park, J.-Y. *J. Chem. Res.* **1995**, 1801. (e) Um, I.-H.; Choi, K.-E.; Kwon, D.-S. *Bull. Korean Chem. Soc.* **1990**, *11*, 362. (f) Castro, E. A.; Ureta, C. *J. Chem. Soc. Perkin Trans. 2* **1991**, 63. (g) Castro, E. A.; Areneda, C. A.; Santos, J. G. *J. Org. Chem.* **1997**, *62*, 126. (h) Castro, E. A.; Ureta, C. *J. Org. Chem.* **1990**, *55*, 1676. (i) Castro, E. A.; Ureta, C. *J. Org. Chem.* **1989**, *54*, 1253. (j) Castro, E. A.; Santos, C. L. *J. Org. Chem.* **1985**, *50*, 3595.
- Shawali, A. S.; Harhash, A.; Hassane, H. M.; Alkaabi, S. S. *J. Org. Chem.* **1986**, *51*, 3498.
- Menger, F. M.; Glass, L. E. *J. Org. Chem.* **1974**, *39*, 2469.
- Campbell, P.; Lapinskas, B. A. *J. Am. Chem. Soc.* **1977**, *99*, 5378.
- (a) Lee, I. *Chem. Soc. Rev.* **1990**, *19*, 317. (b) Lee, I. *Adv. Phys. Org. Chem.* **1992**, *27*, 57.
- Epiotis, N. D.; Cherry, W. R.; Shaik, S.; Yates, R.; Bernardi, F. *Structural Theory of Organic Chemistry*; Springer-Verlag: Berlin, 1977; Part 1.
- (a) Charton, M. *Prog. Phys. Org. Chem.* **1981**, *13*, 119. (b) Siggel, M. R. F.; Streiwiser, Jr. A.; Thomas, T. D. *J. Am. Chem. Soc.* **1988**, *110*, 8022. (c) Lee, I.; Shim, C. S.; Chung, S. Y.; Kim, H. Y.; Lee, H. W. *J. Chem. Soc. Perkin Trans. 2* **1988**, 1919.
- (a) Coetzee, J. F. *Prog. Phys. Org. Chem.* **1967**, *4*, 45. (b) Ritchie, C. D. In *Solute-solvent Interactions*; Coetzee, J. F., Ritchie, C. D., Eds.; Marcel Dekker: New York, 1969; Chapter 4. (c) Cho, B. R.; Kim, Y. K.; Maing Yoon, C. O. *J. Am. Chem. Soc.* **1997**, *119*, 691.
- (a) Oh, H. K.; Lee, J. Y.; Lee, I. *Bull. Korean Chem. Soc.* **1998**, *19*, 1198. (b) Oh, H. K.; Woo, S. Y.; Shin, C. H.; Lee, I. *Int. J. Chem. Kinet.* **1998**, *30*, 849.
- (a) Lee, I. *Bull. Korean Chem. Soc.* **1994**, *15*, 985. (b) Lee, D.; Kim, C. K.; Lee, B. S.; Lee, I. *Bull. Korean Chem. Soc.* **1995**, *16*, 1203.
- (a) Pross, A. *Adv. Phys. Org. Chem.* **1997**, *14*, 69. (b) Lee, I.; Lee, H. W. *Collect. Czech. Chem. Commun.* **1999**, *64*, 1529.
- (a) Oh, H. K.; Woo, S. Y.; Oh, C. H.; Park, Y. S.; Lee, I. *J. Org. Chem.* **1997**, *62*, 5780. (b) Oh, H. K.; Park, J. E.; Lee, H. W. *Bull. Korean Chem. Soc.* **2004**, *25*, 1041. (c) Oh, H. K.; Lee, J. M. *Bull. Korean Chem. Soc.* **2004**, *25*, 203.