

Alkylazinylnitriles as building blocks in organic synthesis: synthesis of 3-amino-7-arylhyrazonothieno-7H-[3,4-c]-pyridine-4,6-diones and pyrido-[3,4-c]-pyridazine-5-carbonitrile

Saleh Mohamed Al-Mousawi^{a*}, Ismail Abdelshafy Abdelhamid^b and Moustafa Sherief Moustafa^a

^aDepartment of Chemistry, Faculty of Science, University of Kuwait; P.O. Box 5969; Safat; 13060 Kuwait

^bDepartment of Chemistry, Faculty of Science, Cairo University, Giza, A. R.

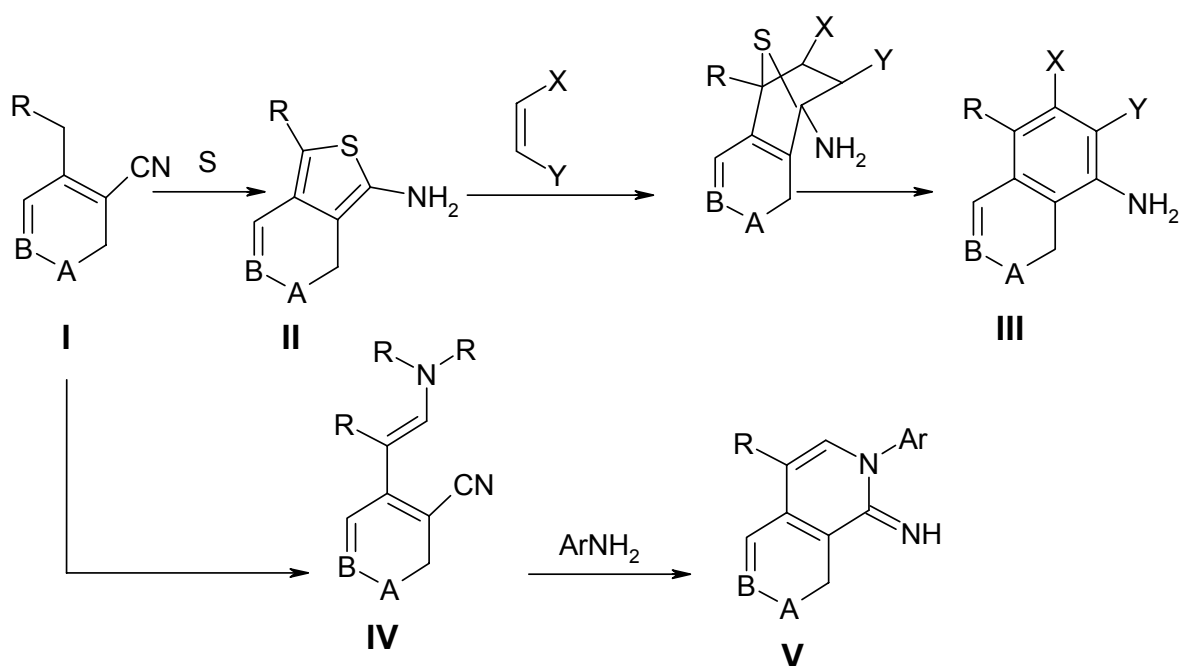
E-mail: salehalmousawi@hotmail.com

Abstract

A series of 5-arylhydrazono-1,2,5,6-tetrahydro-1,4-dialkyl-2,6-dioxypyridine-3-carbonitriles **4** has been prepared and reacted with elemental sulfur to yield the thieno[3,4-c]pyridine-4,6-dione **5**. Reaction of **5** with dimethyl acetylenedicarboxylate afforded arylazoisoquinolines **7**. Condensation of **4** with dimethylformamide dimethylacetal afforded pyrido[3,4-c]pyridazine-5-carbonitrile **9**.

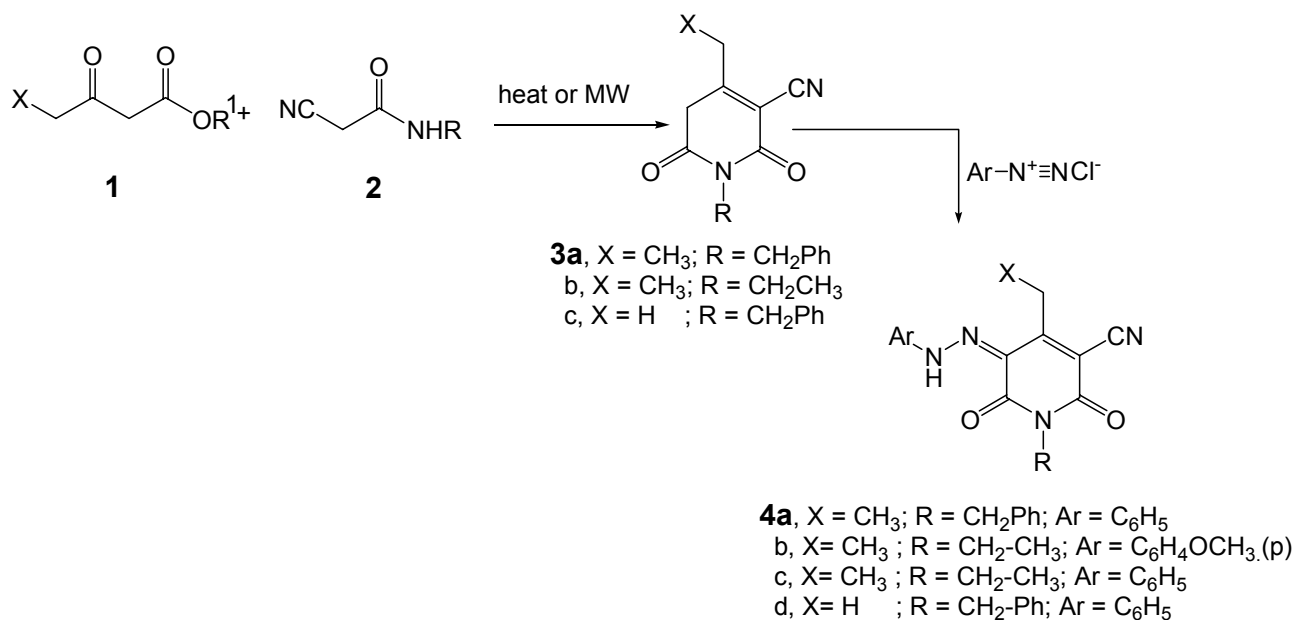
Introduction

The reaction of alkylheteroaromatic carbonitriles with elemental sulfur seems to be an interesting route for the synthesis of condensed aminothiophenes. This methodology has been utilized by Elnagdi *et al.*¹⁻⁸ and Döpp *et al.*^{9,10} as precursors to thienopyridazines, thienocoumarines and thienoquinolines, which were subsequently reacted with dienophiles yielding benzofused heteroaromatics. The scope of this approach for the synthesis of phthalazines as well as condensed benzopyrans has been defined by the recent work of Döpp and coworkers as well as Elnagdi *et al.* (Scheme 1).^{7,8} Another approach also utilized by Elnagdi *et al.*⁷ to synthesis condensed azines **V**, is by condensation of **I** with dimethylformamide-dimethylacetal and subsequent treatment of the formed enamine **IV** with primary aromatic amines.



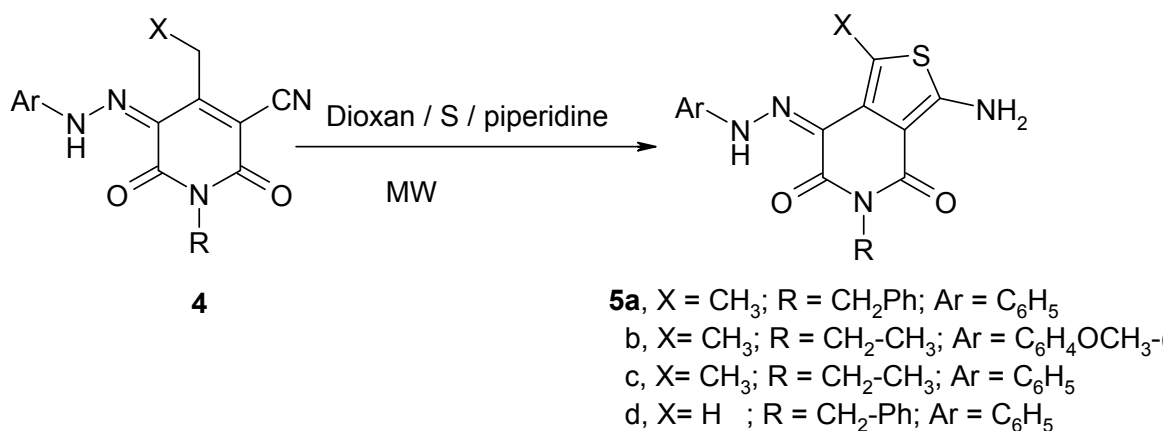
Scheme 1

It seemed of value to determine if these approaches can be extended to constitute a new general route to aminoarylazoisoquinoline **7** starting from the readily obtainable **3**. Compound **3** is prepared by reacting a mixture of 3-oxoesters **1** with cyanoacetamides **2** (which are prepared insitu by reacting ethyl cyanoacetate with primary amines) either in microwave equipment or by reflux. Both methods afforded **3a-c** in excellent yields. Synthesis of compounds **3a-c** have been reported earlier in the literature by refluxing a mixture of **1** and **2** in absence of solvent (Scheme 2).¹¹ Compounds **3** could be readily coupled with aromatic diazonium salts to yield the corresponding arylazo derivatives **4a-d** (Scheme 2).



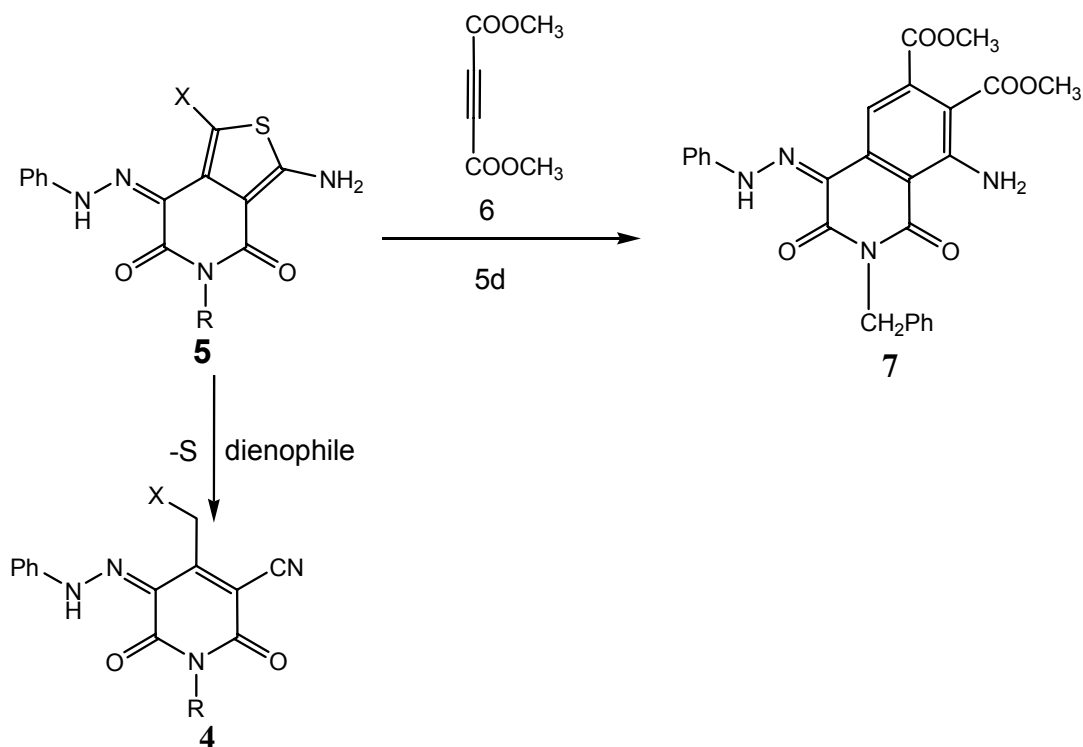
Scheme 2

Compounds **4a-d** reacted smoothly with sulfur either in microwave equipment or *via* reflux in dioxan in the presence of piperidine to afford the thienopyridines **5a-d** in good yields (Scheme 3).



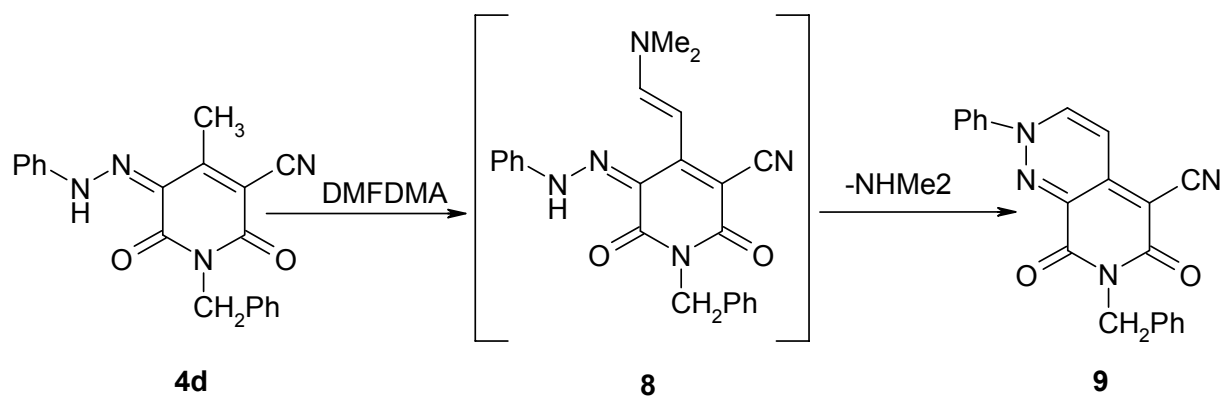
Scheme 3

Reaction of **5d** with dimethyl acetylenedicarboxylate afforded arylazoisoquinoline **7** (Scheme 4). Attempts to add other dienophiles resulted in the formation of **4**.



Scheme 4

Compound **4d** readily condensed with dimethylformamide dimethylacetal (DMFDMA) to yield the pyrido[3,4-*c*]pyridazine-5-carbonitrile **9** most likely *via* intermediacy of **8** (Scheme 5).



Scheme 5

Experimental Section

General Procedures. All melting points are uncorrected and determined on a Sanyo (Gallaenkamp) instrument. Infrared spectra were recorded in KBr and determined on a Perkin-Elmer 2000 FT-IR system. ^1H NMR and ^{13}C NMR spectra were determined on a Bruker DPX 400 MHz spectrometer in CDCl_3 or DMSO-d_6 as solvent and TMS as internal standard; chemical shifts are reported in δ (ppm). Mass spectra were measured on MS 30 and MS 9 (AEI) spectrometers, with EI 70 EV. Elemental analyses were measured by means of a LEOCHNS-932 Elemental Analyzer.

1-Benzyl-4-ethyl-2,6-dioxo-1,2,5,6-tetrahydropyridin-3-carbonitrile (3a). A mixture of ethyl cyanoacetate (1.13 g, 1 mmol) and the benzylamine (1.07 g, 1 mmol) was stirred until a clear solution was obtained, and then methyl propionylacetate (1.30 g, 1 mmol) was added. The mixture was refluxed for 6 hours. The solution was diluted with water and acidified with hydrochloric acid to give a white product, yield 2.26 g (89%), mp. 229-31 °C. *Anal.* Calcd. for $\text{C}_{15}\text{H}_{14}\text{N}_2\text{O}_2$ (254.29): C, 70.85; H, 5.55; N, 11.02. Found: C, 70.29; H, 5.41; N, 11.26. IR (KBr, cm^{-1}): 3447 (OH), 2216 (CN), 1653 (CO); ^1H NMR (400 MHz, DMSO-d_6): δ , ppm 1.09 (t, 3H, CH_3 , $J = 8$ Hz), 2.41 (q, 2H, CH_2 , $J = 8$ Hz), 5.04 (s, 2H, CH_2), 5.58 (s, 1H, CH pyridine), 7.21-7.36 (m, 5H, Ar-H), 10.46 (br, 1H, OH, D_2O exchangeable); ^{13}C NMR (100 MHz, DMSO-d_6): δ , ppm 14.3, 26.3, 28.4, 45.9, 74.3, 87.9, 92.0, 128.4, 129.4, 137.0, 162.0, 163.8, 164.6. MS (EI): m/z (%) = 254 (M^+).

1,4-Diethyl-2,6-dioxo-1,2,5,6-tetrahydropyridine-3-carbonitrile (3b). Compound **3b** was obtained from ethyl cyanoacetate (1.13 g, 1 mmol), ethylamine (0.45 g, 1 mmol) and methyl propionylacetate (1.30 g, 1 mmol), in a way similar to that described for synthesis of **3a**, white powder, yield 1.69 g (88%), mp. 219-20 °C. *Anal.* Calcd. for $\text{C}_{10}\text{H}_{12}\text{N}_2\text{O}_2$ (192.22): C, 62.49; H, 6.29; N, 14.57. Found: C, 62.59; H, 6.31; N, 14.55. IR (KBr, cm^{-1}): 3439 (OH), 2222 (CN), 1641 (CO) cm^{-1} ; ^1H NMR (400 MHz, DMSO-d_6): δ , ppm 1.07 (t, 3H, CH_3 , $J = 8$ Hz), 1.14 (t, 3H, CH_3 , $J = 8$ Hz), 2.48 (q, 2H, CH_2 , $J = 8$ Hz), 3.91 (q, 2H, $\text{CH}_2\text{-N}$, $J = 8$ Hz), 5.65 (s, 1H, CH pyridine), 7.00 (br, 1H, OH, D_2O exchangeable); ^{13}C NMR (100 MHz, DMSO-d_6): δ , ppm 12.0, 14.3, 28.3, 36.9, 88.7, 91.4, 118.2, 161.4, 161.6, 164.5. MS (EI): m/z (%) = 192 (M^+).

1-Benzyl-4-methyl-2,6-dioxo-1,2,5,6-tetrahydropyridin-3-carbonitrile (3c). Compound **3c** was obtained from ethyl cyanoacetate (1.13 g, 1 mmol), benzylamine (1.07 g, 1 mmol) and ethyl acetoacetate (1.30 g, 1 mmol), in a way similar to that described for synthesis of compound **3a**, white powder, yield 2.16 g (90%), mp. 250-52 °C. *Anal.* Calcd. for $\text{C}_{14}\text{H}_{12}\text{N}_2\text{O}_2$ (240.26): C, 69.99; H, 5.03; N, 11.66. Found: C, 69.65; H, 5.04; N, 11.78. IR (KBr, cm^{-1}): 2218 (CN), 1648 (CO); ^1H NMR (400 MHz, DMSO-d_6): δ , ppm 2.14 (s, 3H, CH_3), 5.02 (s, 2H, CH_2), 5.69 (s, 1H, CH pyridine), 7.17-7.38 (m, 5H, Ar-H), 9.98 (br, 1H, OH, D_2O exchangeable); ^{13}C NMR (100 MHz, DMSO-d_6): δ , ppm 11.9, 21.6, 42.2, 44.6, 93.2, 118.4, 128.4, 129.5, 159.7, 161.2, 163.2. MS (EI): m/z (%) = 240 (M^+).

1-Benzyl-4-ethyl-2,6-dioxo-5-(phenylhydrazono)-1,2,5,6-tetrahydropyridine-3-carbonitrile (4a). A cold solution of aryldiazonium salt (10 mmol) was prepared by adding a solution of sodium nitrite (0.7 g into 10 mL H₂O) to a cold solution of arylamine hydrochloride (10 mmol of arylamine in 5 mL concentrated HCl) with stirring. The resulting solution of aryldiazonium chloride was then added to a cold solution of pyridones **3a** (2.54 g, 10 mmol) in ethanol (50 mL) containing sodium acetate (2 g dissolved in 5 ml of water). The reaction mixture was stirred for 1 hr. The solid product, so formed, was collected by filtration and crystallized from dioxan to afford yellow crystals, yield 3.29 g (92%), mp. 222-23 °C. *Anal.* Calcd. for C₂₁H₁₈N₄O₂ (358.40): C, 70.38; H, 5.06; N, 15.63. Found: C, 69.99; H, 4.91; N, 15.73. IR (KBr, cm⁻¹): 3420 (NH), 2221 (CN), 1671, 1641 (2CO); ¹H NMR (400 MHz, DMSO-d₆): δ, ppm 1.27 (t, 3H, CH₃, *J* = 7.6 Hz), 2.96 (q, 2H, CH₂, *J* = 7.6 Hz), 5.05 (s, 2H, CH₂), 7.25-7.71 (m, 10H, Ar H), 14.56 (s, 1H, NH, D₂O exchangeable); ¹³C NMR (100 MHz, DMSO-d₆): δ, ppm 15.1, 24.8, 43.5, 115.9, 118.5, 122.6, 128.2, 128.5, 128.7, 129.4, 130.9, 137.3, 142.1, 161.5, 161.6, 165.7. MS (EI): *m/z* (%) = 358 (M⁺).

1,4-Diethyl-5-[(4-methoxyphenyl)-hydrazono]-2,6-dioxo-1,2,5,6-tetrahydropyridine-3-carbonitrile (4b). Compound **4b** was obtained from compound **3b** (1.92 g, 10 mmol) and aryldiazonium chloride (10 mmol), in a way similar to that described for synthesis of **4a**, yellow crystals, yield 3.00 g (92%), mp. 226-28 °C. *Anal.* Calcd. for C₁₇H₁₈N₄O₃ (326.36): C, 62.57; H, 5.56; N, 17.17. Found: C, 62.39; H, 5.58; N, 17.18. IR (KBr, cm⁻¹): 3440 (NH), 2225 (CN), 1676, 1645 (2CO); ¹H NMR (400 MHz, CDCl₃): δ, ppm 1.25 (t, 3H, CH₃, *J* = 7.2 Hz), 1.35 (t, 3H, CH₃, *J* = 7.6 Hz), 3.03 (q, 2H, CH₂, *J* = 7.6 Hz), 3.88 (s, 3H, OCH₃), 4.04 (q, 2H, CH₂, *J* = 7.2 Hz), 7.01 (d, 2H, p-tolyl-H, *J* = 8 Hz), 7.45 (d, 2H, p-tolyl H, *J* = 8 Hz); ¹³C NMR (100 MHz, CDCl₃): δ, ppm 13.5, 15.0, 24.6, 35.6, 56.2, 100.0, 115.1, 115.8, 119.2, 121.5, 134.8, 159.9, 160.8, 162.4, 164.4. MS (EI): *m/z* (%) = 326 (M⁺).

1,4-Diethyl-2,6-dioxo-5-(phenylhydrazono)-1,2,5,6-tetrahydropyridine-3-carbonitrile (4c). Compound **4c** was obtained from compound **3c** (2.4 g, 10 mmol) and aryldiazonium chloride (10 mmol), in a way similar to that described for synthesis of **4a**, orange crystals, yield 2.6 g (88%), mp. 207-09 °C. *Anal.* Calcd. for C₁₆H₁₆N₄O₂ (296.33): C, 64.85; H, 5.44; N, 18.91. Found: C, 64.69; H, 5.53; N, 18.93. IR (KBr, cm⁻¹): 3434 (NH), 2222 (CN), 1672, 1641 (2 CO); ¹H NMR (400 MHz, CDCl₃): δ, ppm 1.25 (t, 3H, CH₃, *J* = 7.2 Hz), 1.37 (t, 3H, CH₃, *J* = 7.6 Hz), 3.05 (q, 2H, CH₂, *J* = 7.6 Hz), 4.04 (q, 2H, CH₂, *J* = 7.2 Hz), 7.28-7.51 (m, 5H, Ar H), 15.11 (s, 1H, NH, D₂O exchangeable). MS (EI): *m/z* (%) = 296 (M⁺).

1-Benzyl-4-methyl-2,6-dioxo-5-(phenylhydrazono)-1,2,5,6-tetrahydropyridine-3-carbonitrile (4d). Compound **4d** was obtained from compound **3d** (10 mmol) and aryldiazonium chloride (10 mmol), in a way similar to that described for synthesis of **4a**, yellow crystals, yield 3.1 g (90%), mp. 239-40 °C. *Anal.* Calcd. for C₂₀H₁₆N₄O₂ (344.38): C, 69.76; H, 4.68; N, 16.27. Found: C, 69.81; H, 4.82; N, 16.14. IR (KBr, cm⁻¹): 3437 (NH), 2222 (CN), 1673, 1647 (2CO); ¹H NMR (400 MHz, CDCl₃): δ, ppm 2.62 (s, 3H, CH₃), 5.18 (s, 2H, CH₂), 7.30-7.52 (m, 10H, Ar H), 15.00 (s, 1H, NH, D₂O exchangeable). MS (EI): *m/z* (%) = 344 (M⁺).

3-Amino-5-benzyl-1-methyl-7-(phenylhydrazono)-7H-thieno[3,4-c]pyridine-4,6-dione (5a)

Method A. To a suspension of compounds **4a** (3.58 g, 10 mmol) in dioxan (2 ml), elemental sulphur (0.32 g, 10 mmol) and few drops of piperidine were added. The reaction mixture was refluxed for 8 hours and then poured onto water. The solid product, so formed, was collected by filtration and crystallized from ethanol as red crystals.

Method B. To a suspension of compounds **4a** (3.58 g, 10 mmol) in dioxan (2 ml), elemental sulphur (0.32 g, 10 mmol) and few drops of piperidine were added. The reaction mixture was irradiated in focused microwave at 150 Watt, 200 °C for 5 minutes and then poured onto water. The solid product, so formed, was collected by filtration and crystallized from dioxin, red crystals; yield 3.12 g (80%), mp. 80-82 °C. *Anal.* Calcd. for C₂₁H₁₈N₄O₂S (390.47): C, 64.60; H, 4.65; N, 14.35. Found: C, 64.62; H, 4.60; N, 14.57. IR (KBr, cm⁻¹): 3453 and 3439 (NH₂); 3317 (NH); 1659 ; 1679 (2CO); ¹H NMR (400 MHz, CDCl₃): δ, ppm 2.5 (s, 3H, CH₃), 5.05 (s, 2H, CH₂), 7.03-7.38 (m, 10H, Ar-H), 7.71 (s, 2H, NH₂, D₂O exchangeable), 13.49 (s, 1H, NH, D₂O exchangeable); ¹³C NMR (100 MHz, CDCl₃): δ, ppm 16.3, 43.7, 114.9, 115.2, 123.3, 123.6, 125.0, 127.9, 128.8, 129.0, 130.0, 137.9, 143.3, 160.1, 162.1, 164. MS (EI): m/z (%) = 390 (M⁺).

3-Amino-5-ethyl-7-[(4-methoxyphenyl)hydrazono]-1-methyl-7H-thieno[3,4-c]pyridine-4,6-dione (5b). Compound **5b** was prepared from compound **4b** (3.26 g, 10 mmol) and elemental sulphur (0.32 g, 10 mmol), in a way similar to that described for synthesis of compound **5a**, red crystals; yield 3.04 g (85%), mp. 245-46 °C. *Anal.* Calcd. for C₁₇H₁₈N₄O₃S (358.42): C, 56.97; H, 5.06; N, 15.63. Found: C, 56.93; H, 5.06; N, 15.75. IR (KBr, cm⁻¹): 3414 and 3291 (NH₂), 3165 (NH), 1648, 1611 (2 CO); ¹H NMR (400 MHz, DMSO-d₆): δ, ppm 1.10 (t, 3H, CH₃, *J* = 7.2 Hz), 2.50 (s, 3H, CH₃), 3.39 (s, 3H, OCH₃), 3.85 (q, 2H, CH₂, *J* = 7.2 Hz), 6.97 (d, 2H, p-tolyl-H, *J* = 9.2 Hz), 7.32 (d, 2H, p-tolyl-H, *J* = 9.2 Hz), 7.62 (s, 2H, NH₂, D₂O exchangeable), 13.61 (s, 1H, NH, D₂O exchangeable); ¹³C NMR (100 MHz, DMSO-d₆): δ, ppm 14.3, 16.4, 34.1, 56.3, 102.4, 112.2, 115.8, 116.6, 123, 124.9, 137.5, 156.4, 161.3, 161.7, 163.6. MS (EI): m/z (%) = 358 (M⁺).

3-Amino-5-ethyl-1-methyl-7-(phenylhydrazono)-7H-thieno[3,4-c]pyridine-4,6-dione (5c).

Compound **5c** was prepared from compound **4c** (2.96 g, 10 mmol) and elemental sulphur (0.32 g, 10 mmol), in a way similar to that described for synthesis of **5a**, red crystals, yield 2.62 g (80%), mp. 241-43 °C. *Anal.* Calcd. for C₁₆H₁₆N₄O₂S (328.40): C, 58.52; H, 4.91; N, 17.06. Found: C, 58.36; H, 4.80; N, 17.08. IR (KBr, cm⁻¹): 3406 and 3281 (NH₂), 3167 (NH), 1654, 1651 (2 CO); ¹H NMR (400 MHz, DMSO-d₆): δ, ppm 1.11 (t, 3H, CH₃, *J* = 8 Hz), 2.56 (s, 3H, CH₃), 3.05 (q, 2H, CH₂, *J* = 8 Hz), 7.02-7.49 (m, 5H, Ar-H), 7.66 (s, 2H, NH₂, D₂O exchangeable), 13.58 (s, 1H, NH, D₂O exchangeable) ; ¹³C NMR (100 MHz, DMSO-d₆): δ, ppm 14.2, 16.5, 34.2, 102.3, 113.5, 115.3, 123.7, 124, 124.7, 130.5, 143.8, 161.2, 161.8, 163.6. MS (EI): m/z (%) = 328 (M⁺).

3-Amino-5-benzyl-7-(phenylhydrazono)-7H-thieno[3,4-c]pyridine-4,6-dione(5d). Compound **5d** was prepared from compound **4d** (3.44 g, 10 mmol) and elemental sulphur (0.32 g, 10 mmol), in a way similar to that described for synthesis of **5a**, red crystals, yield 2.93 g (78%), mp. 180-82 °C. *Anal.* Calcd. for C₂₀H₁₆N₄O₂S (376.44): C, 63.81; H, 4.28; N, 14.88. Found: C, 63.62; H, 4.30; N, 14.94. IR (KBr, cm⁻¹): 3402 and 3360 (NH₂), 3165 (NH), 1648, 1641 (2 CO);

¹H NMR (400 MHz, DMSO-d₆): δ, ppm 3.57 (s, 2H, CH₂), 7.31-7.33 (m, 10H, Ar-H), 7.42(s, 1H, thiophen-H), 7.45(s, 2H, NH₂), 13.61(s, 1H, NH). MS (EI): m/z (%) = 376 (M⁺).

8-Amino-2-benzyl-1,3-dioxo-4-(phenylhydrazono)-1,2,3,4-tetrahydroisoquinoline-6,7-dicarboxylic acid dimethyl ester (7). A mixture of dimethyl acetylenedicarboxylate (10 mmol) and **5d** (3.76 g, 10 mmol) in dioxan (5 ml) was irradiated in focused microwave equipment at 250 Watt, 210 °C for 15 minutes. The reaction mixture was evaporated then washed with ethanol. The solid product, so formed, was collected by filtration and crystallized from dioxan as brown powder; yield 3.21 g (66%), mp. 292-94 °C. *Anal.* Calcd. for C₂₆H₂₂N₄O₆ (486.49): C, 64.19; H, 4.56; N, 11.52. Found: C, 64.23; H, 4.62; N, 11.48. IR (KBr, cm⁻¹): 3373 (NH), 3208, 3169 (NH₂)1742, 1682, 1642, 1640 (4 CO); ¹H NMR (400 MHz, DMSO-d₆): δ, ppm 3.91 (s, 3H, OCH₃), 3.97 (s, 3H, OCH₃), 5.18(s, 2H, NH₂, D₂O exchangeable), 7.21-7.35(m, 11H, Ar-H), 13.7(s, 1H, NH). MS (EI): m/z (%) = 486 (M⁺).

7-Benzyl-6,8-dioxo-2-phenyl-2,6,7,8-tetrahydropyrido[3,4-c]pyridazine-5-carbonitrile (9).

Method A. A solution of **4d** (10 mmol) and DMFDMA (10 mmol) was irradiated in a focused microwave at 150 Watt, 180 °C for 5 minutes. The solid product obtained was crystallized from ethanol/dioxan, to give yellow crystals were formed.

Method B. A solution of **4d** (10 mmol) and DMFDMA (10 mmol) was refluxed in xylene for 18 hr. The solid product obtained was crystallized from ethanol / dioxan as yellow crystals. Yield 2.73 g (77%), mp. 267-69 °C. *Anal.* Calcd. for C₂₁H₁₄N₄O₂ (354.37): C, 71.18; H, 3.98; N, 15.81. Found: C, 71.48; H, 3.99; N, 15.97. IR (KBr, cm⁻¹): 2208(CN), 1681, 1645(CO); ¹H NMR (400 MHz, DMSO-d₆): δ, ppm 5.11(s, 2H, CH₂), 7.24-7.32(m, 5H, Ar-H), 7.48(d, 1H, pyridazine H, J = 8 Hz), 7.86 (m, 5H, Ar-H), 9.05(s, 1H, pyridazine H, J = 8 Hz); ¹³C NMR (100 MHz, DMSO-d₆): δ, ppm 44.1, 78, 117.1, 118.2, 122.7, 128.1, 128.6, 129.3, 130.8, 131.0, 137.9, 138.9, 140.6, 140.7, 143.8, 159.0, 162.3. MS (EI): m/z (%) = 354 (M⁺).

Acknowledgements

The authors are grateful to Kuwait University research administration for the financial support of project SC11/02 and for SAF facilities project GC01/02 and Gs03/01.

References

1. Elnagdi M. H.; Negm A. M.; Erian A. W. *Liebigs Ann. Chem.* **1989**, 1255.
2. Al-Omran F.; Khalik M. M. A.; Al-Awadhi H.; Elnagdi M. H.; Harb A. F. A.; Metwally S. A. M. *Tetrahedron* **52**, **1992**, 11915.
3. Elnagdi M. H.; Erian A. W. *Liebigs Ann. Chem.* **1990**, 1215.
4. Al-Awadhi H.; Al-Omran F.; Infantes L.; Foces-Foces C.; Jagerovic M.; Elguero J.; Elnagdi M. H. *Tetrahedron* **1995**, *51*, 12745.

5. Elnagdi M. H; Negm A. M.; Hassan E. M.; ElBoreiy A. *J. Chem. Res. (S)* **1993**, 130.
6. Abu-Shanab F. A.; Wakefield B.; Al-Omran F.; Abdel Khalik M. M.; Elnagdi M. H. *J. Chem. Res. (S)* **1995**, 488; *(M)* **1995**, 2924.
7. Al-Saleh B. , Hilmy N. M. , El-Asasery M. A. and Elnagdi M. H. *J. Heterocyclic Chem.* **2006**, *43*, 1575
8. Al-Saleh B.; Abdelkhalik M. M.; El-Asasery M. A.; Elnagdi M. H. *J. Chem. Res.* **2005**, 23.
9. Sopbué Fondio E.; Döpp D.; Henkel G. *Tetrahedron* **2006**, *62*, 7121.
10. Sopbué Fondio E.; Döpp D. *Arkivoc*, **2006**, (x), 90.
11. Bellow K. A. *Dyes and Pigments* **1995**, *28*, 83.