

Reagents for new heteroannulation reactions. Part VI. 2-(Methylsulfanyl)-1,4,5,6-tetrahydropyrimidine¹

Johannes Fröhlich*, A. Z. M. Shaifullah Chowdhury, and Christian Hametner*

Institute of Applied Synthetic Chemistry, Vienna University of Technology

Getreidemarkt 9, A-1060 Vienna, Austria.

E-mail: jfroehli@pop.tuwien.ac.at; hametner@ioc.tuwien.ac.at

Dedicated to Prof. Fritz Sauter on the occasion of his 70th birthday

(received 10 Nov 00; accepted 05 Mar 02; published on the web 13 Mar 02)

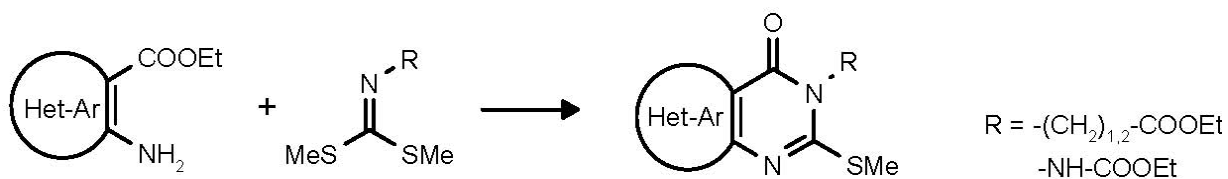
Abstract

The reaction of heteroaromatic 2-aminoesters and 2-aminonitriles with 2-(methylthio)-1,4,5,6-tetrahydropyrimidine results in annelation of a pyrimido[1,2-*a*]pyrimidine moiety in a one-pot process, providing access to a number of predominantly novel tri- and tetracyclic hetero-systems.

Keywords: 2-(Methylsulfanyl)-1,4,5,6-tetrahydropyrimidine, fused pyrimido[1,2-*a*]pyrimidines, fused S,N-heterocycles

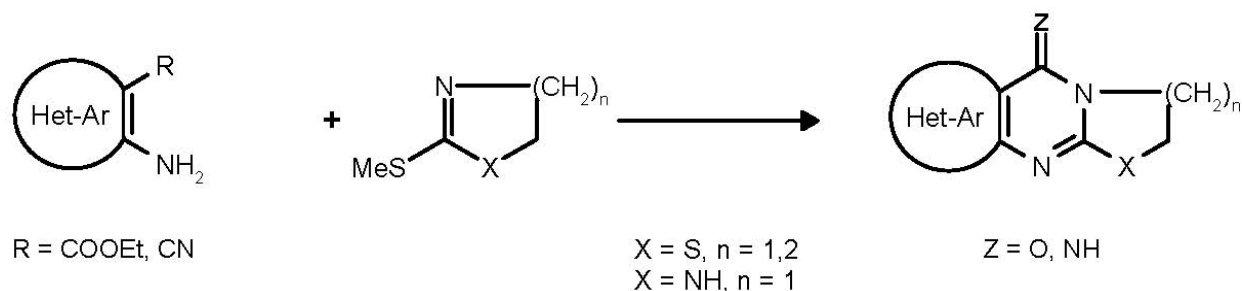
Introduction

In recent papers we have reported on the one-pot annelation of a pyrimidine ring to 2-aminoesters using compounds of the versatile *N*-[bis(methylthio)methylene]amino type (BMMA-type)² (Scheme 1) as well as on the extension of this methodology towards cyclic analogs of the BMMA reagents, resulting in double-reactions of imidazo[1,2-*a*]pyrimido,¹ thiazolo[2,3-*b*]pyrimido,³ and pyrimido[2,1-*b*]thiazino⁴ moieties.



Scheme 1

In addition, 2-aminonitriles were employed as starting materials and afforded the corresponding imino derivatives (Scheme 2).

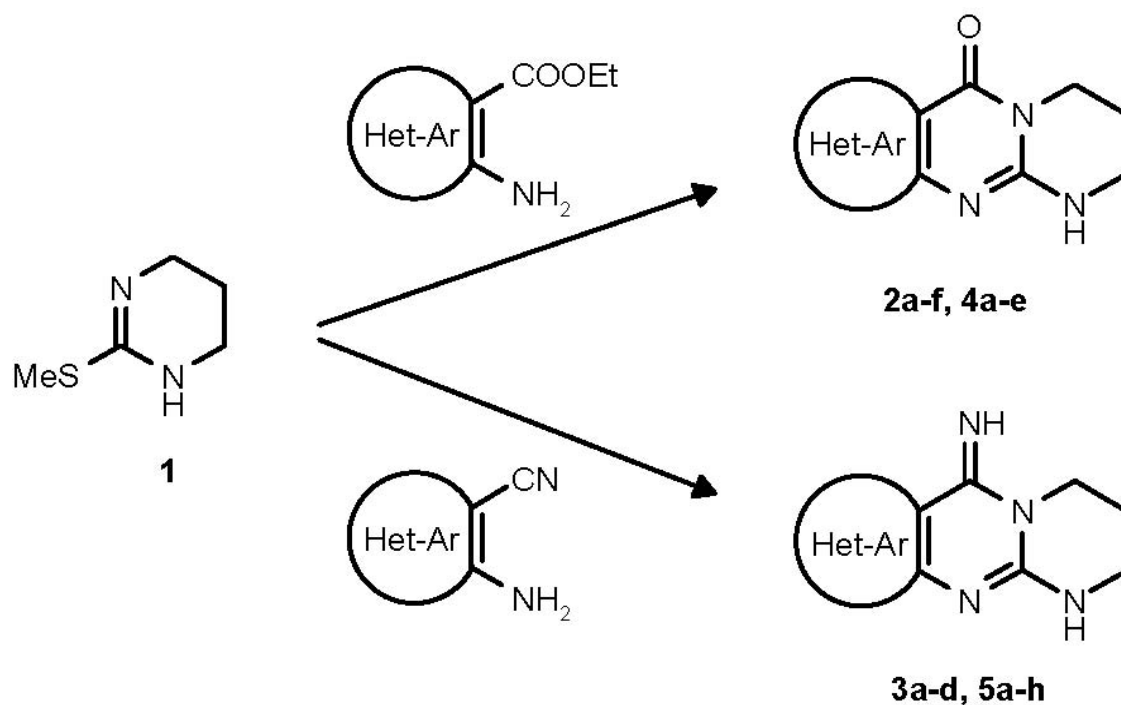


Scheme 2

In continuation of the above-mentioned work with cyclic reagents this paper describes the utilization of 2-(methylsulfanyl)-1,4,5,6-tetrahydropyrimidine (**1**) within the BMMA strategy, thus expanding the scope of this reactions towards the annelation of a pyrimido[1,2-*a*]pyrimidine unit.

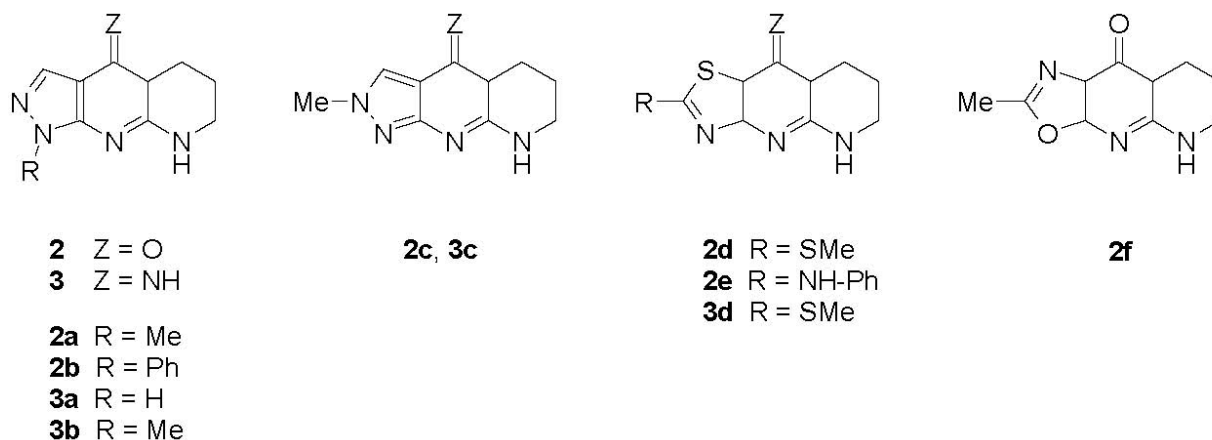
Results and Discussion

The reaction of a variety of heteroaromatic aminoesters and aminonitriles with **1** furnished the desired tri- and tetracyclic fusion products **2**, **3** and **4**, **5**, respectively (Scheme 3). In a series of experiments, solvent and temperature conditions were optimized. Heating the starting materials in HMPA to 150 °C or without solvent to 170 °C for several hours gave best results.



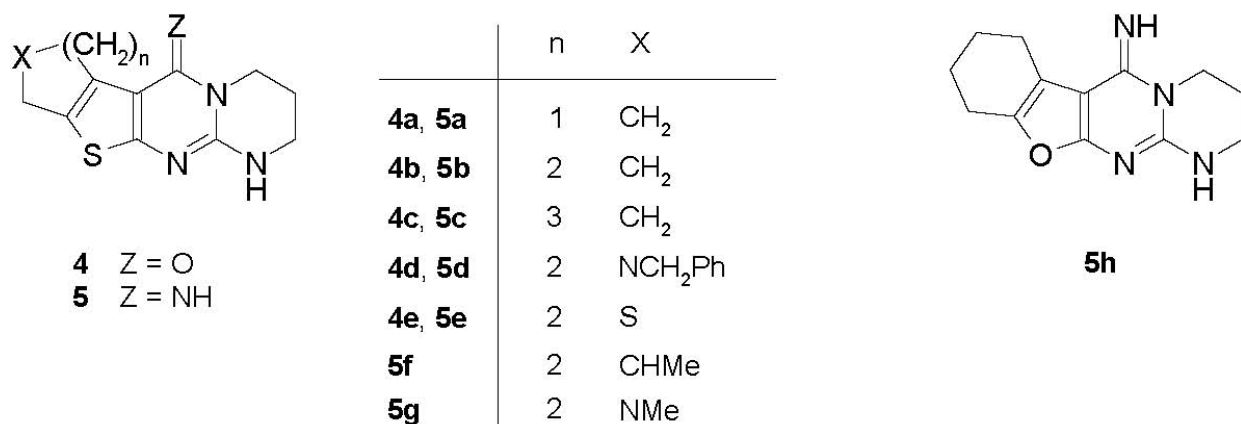
Scheme 3

The reaction of **1** with a number of monocyclic heterocycles with vicinal amino and ester functionalities gave the tricyclic oxo compounds **2**, and from the reaction of **1** with accordingly substituted heterocyclic amino nitriles the imino derivatives **3** were obtained.



Cycloalkane- and heterocycle-fused thiophenes with 2-amino and 3-ester or 3-nitrile functionalities as well as 2-amino-4,5,6,7-tetrahydrobenzofuran-3-carbonitrile were the suitable starting materials (easily accessible from suitable cyclic ketones via the

Gewald reaction; references are provided in the Experimental part) for the preparation of the corresponding tetracyclic oxo and imino compounds **4** and **5**, respectively.



Compound **4b** has already been prepared by a similar reaction⁵ in very poor yield, and was identified only by its molecular ion peak in a mass spectroscopic analysis. In contrast, the method described here provides easy, one-step access to polynuclear heterocyclic compounds in fair to good yields starting from relatively simple substrates.

Experimental Section

General Procedures. Melting points (mp) were determined on a Kofler hot stage apparatus. ¹H and ¹³C NMR spectra were recorded on a Bruker AC 200 spectrometer (200 MHz for ¹H; TMS as internal standard, DMSO-*d*₆ as solvent, δ values in ppm). Elementary analyses were performed at the Microanalytical Laboratory, Institute of Physical Chemistry, University of Vienna (Mag. J. Theiner).

2-(Methylsulfanyl)-1,4,5,6-tetrahydropyrimidine (**1**) was prepared via a two-step procedure from 1,3-propanediamine and CS₂ followed by methylation with methyl iodide (applying procedures originally published for 2-(methylsulfanyl)-2-imidazoline^{6,7}). Aminoesters and aminonitriles as starting materials were prepared according to known procedures (references given at the respective experiments).

General procedure for the cyclization reaction

2-(Methylsulfanyl)-1,4,5,6-tetrahydro-pyrimidine (1.56 g, 12 mmol) and the appropriate aminoester or aminonitrile (10 mmol) were heated under a nitrogen atmosphere either in HMPA (10 mL) to 150 °C or without solvent to 170 °C for a given period of time. After

cooling to room temperature crushed ice was added, and the mixture was stirred for 1 h. The separated product was collected by filtration and recrystallized from methanol (unless otherwise stated).

6,7,8,9-Tetrahydro-1-methylpyrazolo[3,4-*d*]pyrimido[1,2-*a*]pyrimidin-4(1*H*)-one

(2a). From ethyl 5-amino-1-methylpyrazole-4-carboxylate;⁸ neat at 170 °C; 2 h. Yield 1.40 g colorless crystals, 68%; mp 284 °C (ethanol/water 10:1); ¹H NMR (DMSO-*d*₆): δ 8.00 (s, 1H), 7.70 (s, 1H), 3.80 (m, 2H), 3.60 (s, 3H), 3.30 (m, 2H), 1.90 (m, 2H); ¹³C NMR (DMSO-*d*₆): δ 157.12 (s), 152.82 (s), 152.33 (s), 133.94 (d), 98.43 (s), 38.78 (t), 38.68 (t), 33.04 (t), 19.84 (q).

6,7,8,9-Tetrahydro-1-phenylpyrazolo[3,4-*d*]pyrimido[1,2-*a*]pyrimidin-4(1*H*)-one

(2b). From ethyl 5-amino-1-phenylpyrazole-4-carboxylate;⁹ neat at 170 °C; 2 h. Yield 1.50 g colorless crystals, 56%; mp 275 °C; ¹H NMR (DMSO-*d*₆): δ 8.30 (m, 2H), 8.00 (s, 1H), 7.50 (m, 2H), 7.30 (m, 1H), 3.90 (m, 2H), 3.30 (m, 2H), 1.90 (m, 2H); ¹³C NMR (DMSO-*d*₆): δ 156.99 (s), 153.11 (s), 152.60 (s), 139.14 (d), 135.90 (s), 128.61 (2d), 125.40 (d), 120.41 (2d), 99.94 (s), 43.64 (t), 43.44 (t), 19.64 (t). Anal. Calcd. for C₁₄H₁₃N₅O (267.29): C, 62.91; H, 4.90; N, 26.20. Found: C, 62.62; H, 4.66; N, 26.06.

6,7,8,9-Tetrahydro-2-methylpyrazolo[3,4-*d*]pyrimido[1,2-*a*]pyrimidin-4(2*H*)-one

(2c). From ethyl 3-amino-1-methyl-1*H*-pyrazole-4-carboxylate;⁸ neat at 170 °C; 2 h. Yield 0.82 g colorless crystals, 40%; mp 260 °C; ¹H NMR (DMSO-*d*₆): δ 8.20 (s, 1H), 7.80 (s, 1H), 3.80 (m, 2H), 3.20 (m, 2H), 3.10 (s, 3H), 1.90 (m, 2H).

5,6,7,8-Tetrahydro-2-(methylsulfanyl)-10*H*-pyrimido[1,2-*a*]thiazolo[4,5-*d*]pyrimidin-10-one

(2d). From ethyl 4-amino-2-(methylsulfanyl)thiazole-5-carboxylate;¹⁰ in HMPA at 150 °C; 5 h. Yield 1.76 g colorless crystals, 69%; mp 286 °C; ¹H NMR (DMSO-*d*₆): δ 8.00 (s, 1H), 3.80 (m, 2H), 3.30 (m, 2H), 2.80 (s, 3H), 1.90 (m, 2H). Anal. calcd for C₉H₁₀N₄OS₂ (254.32): C, 42.50; H, 3.96; N, 22.03. Found: C, 42.23; H, 3.66; N, 21.76.

5,6,7,8-Tetrahydro-2-(phenylamino)-10*H*-pyrimido[1,2-*a*]thiazolo[4,5-*d*]pyrimidin-10-one

(2e). From ethyl 4-amino-2-(phenylamino)thiazole-5-carboxylate;¹¹ in HMPA at 150 °C; 5 h. Yield 1.86 g colorless crystals, 62%; mp >320 °C; ¹H NMR (DMSO-*d*₆): δ 7.90 (s, 1H), 7.70 (m, 2H), 7.40 (m, 2H), 7.00 (m, 1H), 3.90 (m, 2H), 3.30 (m, 2H), 1.90 (m, 2H). Anal. Calcd. for C₁₄H₁₃N₅OS (299.35): C, 56.17; H, 4.38; N, 23.40. Found: C, 55.72; H, 4.16; N, 22.97.

5,6,7,8-Tetrahydro-2-methyl-10*H*-oxazolo[5,4-*d*]pyrimido[1,2-*a*]pyrimidin-10-one

(2f). From ethyl 5-amino-2-methylloxazole-4-carboxylate;¹² neat at 170 °C; 45 min; purified by flash chromatography (SiO₂, chloroform/acetone 9:2). Yield 0.73 g colorless crystals, 35%; mp 304 °C; ¹H NMR (DMSO-*d*₆): δ 8.10 (s, 1H), 3.90 (m, 2H), 3.30 (m,

2H), 2.40 (s, 3H), 1.90 (m, 2H); ^{13}C NMR (DMSO- d_6): δ 164.60 (s), 155.47 (s), 155.11 (s), 152.21 (s), 109.64 (s), 39.49 (t), 39.08 (t), 19.24 (t), 13.75 (q). Anal. Calcd. for $\text{C}_9\text{H}_{10}\text{N}_4\text{O}_2$ (206.20): C, 52.42; H, 4.89; N, 27.17. Found: C, 52.14; H, 4.70; N, 26.88.

6,7,8,9-Tetrahydropyrazolo[3,4-*d*]pyrimido[1,2-*a*]pyrimidin-4(1*H*)-imine (3a). From 5-amino-1*H*-pyrazol-4-carbonitrile;¹³ in HMPA; 5 h. Yield 0.88 g colorless crystals, 46%; mp 230 °C; ^1H NMR (DMSO- d_6): δ 7.80 (s, 1H), 7.40 (s, 1H), 3.90 (m, 2H), 3.20 (m, 2H), 1.80 (m, 2H); ^{13}C NMR (DMSO- d_6): δ 154.14 (s), 151.86 (s), 151.20 (s), 134.46 (d), 97.93 (s), 39.92 (t), 38.63 (t), 20.51 (t).

6,7,8,9-Tetrahydro-1-methylpyrazolo[3,4-*d*]pyrimido[1,2-*a*]pyrimidin-4(1*H*)-imine (3b). From 5-amino-1-methyl-1*H*-pyrazol-4-carbonitrile;¹⁴ neat at 170 °C; 4 h. Yield 1.41 g yellow crystals, 69%; mp 200 °C; ^1H NMR (DMSO- d_6): δ 7.80 (s, 1H), 7.60 (s, 1H), 7.20 (s, 1H), 3.90 (m, 2H), 3.60 (s, 3H), 3.20 (m, 2H), 1.90 (m, 2H); ^{13}C NMR (DMSO- d_6): δ 153.78 (s), 151.90 (s), 149.30 (s), 133.94 (d), 97.98 (s), 39.85 (t), 38.58 (t), 33.86 (q), 20.34 (t).

6,7,8,9-Tetrahydro-2-methylpyrazolo[3,4-*d*]pyrimido[1,2-*a*]pyrimidin-4(2*H*)-imine (3c). From 3-amino-1-methyl-1*H*-pyrazole-4-carbonitrile;¹⁵ neat at 170 °C; 2 h. Yield 0.98 g colorless crystals, 48%; mp 302 °C (ethanol/water 10:1); ^1H NMR (DMSO- d_6): δ 8.00 (s, 1H), 7.50 (s, 1H), 7.20 (s, 1H), 3.90 (m, 2H), 3.70 (s, 3H), 3.20 (m, 2H), 1.90 (m, 2H). Anal. calcd for $\text{C}_9\text{H}_{12}\text{N}_6$ (204.23): C, 52.93; H, 5.92; N, 41.15; Found: C, 52.95; H, 5.86; N, 40.82.

5,6,7,8-Tetrahydro-2-(methylsulfanyl)-10*H*-pyrimido[1,2-*a*]thiazolo[4,5-*d*]pyrimidin-10-imine (3d). From 4-amino-2-(methylsulfanyl)thiazole-5-carbonitrile;¹⁶ in HMPA at 150 °C; 4 h. Yield 1.52 g yellow crystals, 60%; mp 258 °C; ^1H NMR (DMSO- d_6): δ 7.70 (s, 1H), 3.90 (m, 2H), 3.30 (m, 2H), 2.70 (s, 3H), 1.90 (m, 2H). Anal. Calcd. for $\text{C}_9\text{H}_{11}\text{N}_5\text{S}_2$ (253.34): C, 42.67; H, 4.3; N, 27.64. Found: C, 42.88; H, 4.02; N, 27.36.

1,3,4,7,8,9-Hexahydro-2*H*,6*H*-cyclopenta[4,5]thieno[2,3-*d*]pyrimido[1,2-*a*]pyrimidin-6-one (4a). From ethyl 2-amino-5,6-dihydro-4*H*-cyclopenta[*b*]thiophene-3-carboxylate;¹⁷ in HMPA at 150 °C; 3 h. Yield 1.88 g colorless crystals, 76%; mp 310 °C; ^1H NMR (DMSO- d_6): δ 7.80 (s, 1H), 3.90 (m, 2H), 3.30 (m, 2H), 2.90–2.70 (m, 4H), 2.30 (m, 2H), 1.90 (m, 2H). Anal. Calcd. for $\text{C}_{12}\text{H}_{13}\text{N}_3\text{OS}$ (247.31): C, 58.28; H, 5.30; N, 16.99. Found: C, 58.06; H, 5.21; N, 16.78.

1,2,3,4,7,8,9,10-Octahydro-6*H*-[1]benzothieno[2,3-*d*]pyrimido[1,2-*a*]pyrimidin-6-one (4b). From ethyl 2-amino-4,5,6,7-tetrahydrobenzo[*b*]thiophene-3-carboxylate;¹⁷ in HMPA at 150 °C; 3 h. Yield 2.17 g colorless crystals, 83%; mp 278 °C; ^1H NMR (DMSO- d_6): δ 7.80 (s, 1H), 3.80 (m, 2H), 3.70 (m, 2H), 2.80 (m, 2H), 2.60 (m, 2H),

1.90 (m, 2H), 1.70 (m, 4H); ^{13}C NMR (DMSO- d_6): δ 165.18 (s), 157.54 (s), 150.57 (s), 130.03 (s), 123.59 (s), 112.02 (s), 38.47 (t), 38.47 (t), 25.28 (t), 24.18 (t), 22.74 (t), 21.95 (t), 19.70 (t).

1,3,4,7,8,9,10,11-Octahydro-2H,6H-cyclohepta[4,5]thieno[2,3-*d*]pyrimido[1,2-*a*]pyrimidin-6-one (4c). From ethyl 2-amino-5,6,7,8-tetrahydro-4*H*-cyclohepta[*b*]thiophene-3-carboxylate;¹⁸ in HMPA at 150 °C; 3 h. Yield 2.07 g pale yellow crystals, 75%; mp 240 °C; ^1H NMR (DMSO- d_6): δ 7.70 (s, 1H), 3.80 (m, 2H), 3.30 (m, 2H), 3.10 (m, 2H), 2.60 (m, 2H), 1.90 (m, 2H), 1.80 (m, 2H), 1.50 (m, 4H). Anal. Calcd. for $\text{C}_{14}\text{H}_{17}\text{N}_3\text{OS}$ (275.37): C, 61.07; H, 6.22; N, 15.26. Found: C, 60.91; H, 5.99; N, 15.10.

1,2,3,4,7,8,9,10-Octahydro-9-(phenylmethyl)pyrido[4',3':4,5]thieno[2,3-*d*]pyrimido[1,2-*a*]pyrimidin-6-one (4d). From ethyl 2-amino-4,5,6,7-tetrahydro-6-(phenylmethyl)-thieno[2,3-*c*]pyridine-3-carboxylate;¹⁹ in HMPA at 150 °C; 3 h. Yield 2.79 g pale yellow crystals, 79%; mp 245 °C; ^1H NMR (DMSO- d_6): δ 7.80 (s, 1H), 7.40–7.10 (m, 5H), 3.90 (m, 2H), 3.70 (s, 2H), 3.50 (s, 2H), 3.20 (m, 2H), 2.80 (m, 2H), 2.70 (m, 2H), 1.90 (m, 2H). Anal. Calcd. for $\text{C}_{19}\text{H}_{20}\text{N}_4\text{OS}$ (352.45): C, 64.75; H, 5.72; N, 15.90. Found: C, 64.55; H, 5.48; N, 15.69.

1,3,4,7,8,10-Hexahydro-2H,6H-pyrimido[1,2-*a*]thiopyrano[4',3':4,5]thieno-[2,3-*d*]pyrimidin-6-one (4e). From ethyl 2-amino-4,7-dihydro-5*H*-thieno[2,3-*c*]thiopyran-3-carboxylate;²⁰ in HMPA at 150 °C; 3 h. Yield 2.26 g colorless crystals, 81%; mp >320 °C; ^1H NMR (DMSO- d_6): δ 7.80 (s, 1H), 3.85 (m, 2H), 3.73 (s, 2H), 3.25 (m, 2H), 3.05 (m, 2H), 2.90 (m, 2H), 1.90 (m, 2H). Anal. Calcd. for $\text{C}_{12}\text{H}_{13}\text{N}_3\text{OS}_2$ (279.37): C, 51.59; H, 4.69; N, 15.04. Found: C, 51.32; H, 4.45; N, 14.82.

1,3,4,7,8,9-Hexahydro-2H,6H-cyclopenta[4,5]thieno[2,3-*d*]pyrimido[1,2-*a*]pyrimidin-6-imine (5a). From 2-amino-5,6-dihydro-4*H*-cyclopenta[*b*]thiophene-3-carbonitrile;²¹ in HMPA at 150 °C; 2 h. Yield 1.50 g red crystals, 61%; mp 310 °C; ^1H NMR (DMSO- d_6): δ 7.50 (s, 1H), 6.50 (s, 1H), 3.90 (m, 2H), 3.20 (m, 2H), 2.90 (m, 2H), 2.70 (m, 2H), 2.40 (m, 2H), 1.90 (m, 2H). Anal. Calcd. for $\text{C}_{12}\text{H}_{14}\text{N}_4\text{S}$ (246.33): C, 58.51; H, 5.73; N, 22.74. Found: C, 58.29; H, 5.65; N, 22.52.

1,2,3,4,7,8,9,10-Octahydro-6H-[1]benzothieno[2,3-*d*]pyrimido[1,2-*a*]pyrimidin-6-imine (5b). From 2-amino-4,5,6,7-tetrahydrobenzo[*b*]thiophene-3-carbonitrile¹⁷; in HMPA at 150 °C; 2 h. Yield 1.75 g pale brown crystals, 67%; mp 277 °C; ^1H NMR (DMSO- d_6): δ 7.40 (s, 1H), 6.70 (s, 1H), 3.90 (m, 2H), 3.20 (m, 2H), 2.70 (m, 2H), 2.50 (m, 2H), 1.90 (m, 2H), 1.70 (m, 4H). Anal. Calcd. for $\text{C}_{13}\text{H}_{16}\text{N}_4\text{S}$ (260.36): C, 59.97; H, 6.20; N, 21.52. Found: C, 59.73; H, 6.20; N, 21.21.

1,3,4,7,8,9,10,11-Octahydro-2H,6H-cyclohepta[4,5]thieno[2,3-*d*]pyrimido[1,2-

a]pyrimidin-6-imine (5c). From 2-amino-5,6,7,8-tetrahydro-4*H*-cyclohepta[*b*]thiophene-3-carbonitrile;²² in HMPA at 150 °C; 1 h. Yield 1.79 g pale brown crystals, 65%; mp 248 °C; ¹H NMR (DMSO-*d*₆): δ 7.40 (s, 1H), 6.70 (s, 1H), 3.80 (m, 2H), 3.20 (m, 2H), 3.10 (m, 2H), 2.60 (m, 2H), 1.90 (m, 2H), 1.80 (m, 2H), 1.60 (m, 4H). Anal. Calcd. for C₁₄H₁₈N₄S (274.38): C, 61.28; H, 6.61; N, 20.42. Found: C, 61.01; H, 6.33; N, 20.22.

1,2,3,4,7,8,9,10-Octahydro-9-(phenylmethyl)-6*H*-pyrido[4',3':4,5]thieno[2,3-*d*]pyrimido[1,2-*a*]pyrimidin-6-imine (5d). From 2-amino-4,5,6,7-tetrahydro-6-(phenylmethyl)thieno[2,3-*c*]pyridine-3-carbonitrile;²³ in HMPA at 150 °C; 3 h. Yield 2.53 g pale brown crystals, 72%; mp 261 °C; ¹H NMR (DMSO-*d*₆): δ 7.40 (s, 1H), 7.30 (m, 5H), 6.60 (s, 1H), 3.90 (m, 2H), 3.60 (s, 2H), 3.50 (s, 2H), 3.20 (m, 2H), 2.90 (m, 2H), 2.70 (m, 2H), 1.90 (m, 2H). Anal. Calcd. for C₁₉H₂₁N₅S (351.47): C, 64.93; H, 6.02; N, 19.93. Found: C, 64.62; H, 5.80; N, 19.67.

1,3,4,7,8,10-Hexahydro-2*H*,6*H*-pyrimido[1,2-*a*]thiopyrano[4',3':4,5]thieno[2,3-*d*]pyrimidin-6-imine (5e). From 2-amino-4,7-dihydro-5*H*-thieno[2,3-*c*]thiopyran-3-carbonitrile;²³ in HMPA at 150 °C; 3 h. Yield 1.81 g red crystals, 65%; mp 295 °C; ¹H NMR (DMSO-*d*₆): δ 7.50 (s, 1H), 6.70 (s, 1H), 3.80 (m, 2H), 3.70 (s, 2H), 3.20 (m, 2H), 3.10 (m, 2H), 2.90 (m, 2H), 1.90 (m, 2H). Anal. Calcd. for C₁₂H₁₄N₄S₂ (278.39): C, 51.77; H, 5.07; N, 20.13. Found: C, 51.58; H, 4.90; N, 19.93.

1,2,3,4,7,8,9,10-Octahydro-9-methyl-6*H*-[1]benzothieno[2,3-*d*]pyrimido[1,2-*a*]pyrimidin-6-imine (5f). From 2-amino-4,5,6,7-tetrahydro-6-methylbenzo[*b*]thiophene-3-carbonitrile;²² in HMPA at 150 °C; 2 h. Yield 2.0 g yellow crystals, 73%; mp 274 °C; ¹H NMR (DMSO-*d*₆): δ 7.60 (s, 1H), 6.60 (s, 1H), 3.80 (m, 2H), 3.20 (m, 2H), 2.90–1.20 (m, 9H), 1.10 (d, 3H, J=7.1Hz). Anal. Calcd. for C₁₄H₁₈N₄S (274.38): C, 61.28; H, 6.61; N, 20.42. Found: C, 60.97; H, 6.40; N, 20.22.

1,2,3,4,7,8,9,10-Octahydro-9-methyl-6*H*-pyrido[4',3':4,5]thieno[2,3-*d*]pyrimido[1,2-*a*]pyrimidin-6-imine (5g). From 2-amino-4,5,6,7-tetrahydro-6-methylthieno[2,3-*c*]pyridine-3-carbonitrile;²⁴ in HMPA at 150 °C; 3 h. Yield 1.87 g yellow crystals, 68%; mp 288 °C; ¹H NMR (DMSO-*d*₆): δ 7.60 (s, 1H), 6.70 (s, 1H), 3.90 (m, 2H), 3.40 (s, 2H), 3.20 (m, 2H), 2.80 (m, 2H), 2.60 (m, 2H), 2.30 (s, 3H), 1.90 (m, 2H). Anal. Calcd. for C₁₃H₁₇N₅S (275.37): C, 56.70; H, 6.22; N, 25.43. Found: C, 56.62; H, 6.12; N, 25.24.

1,2,3,4,7,8,9,10-Octahydro-6*H*-benzofuro[2,3-*d*]pyrimido[1,2-*a*]pyrimidin-6-imine (5h). From 2-amino-4,5,6,7-tetrahydrobenzofuran-3-carbonitrile;²⁵ in HMPA at 150 °C; 1 h. Yield 1.52 g colorless crystals, 62%; mp 290 °C; ¹H NMR (DMSO-*d*₆): δ 7.50 (s, 1H), 6.30 (s, 1H), 3.80 (m, 2H), 3.20 (m, 2H), 2.50 (m, 4H), 1.90 (m, 2H), 1.70 (m,

4H). Anal. Calcd. for C₁₃H₁₆N₄O (244.30): C, 63.92; H, 6.60; N, 22.93. Found: C, 63.78; H, 6.65; N, 22.64.

References

[#] On leave from the University of Chittagong, Bangladesh, for PhD studies.

1. Part V: Fröhlich, J.; Sauter, F.; Shaifullah Chowdhury, A. Z. M.; Hametner, C. *ARKIVOC* **2000**, *1*, 402.
2. Sauter, F.; Fröhlich, J.; Blasl, K.; Gewald, K. *Heterocycles* **1995**, *40*, 851.
3. Sauter, F.; Fröhlich, J.; Chowdhury, A. Z. M. S.; Hametner, C. *Monatsh. Chem.* **1997**, *128*, 503.
4. Fröhlich, J.; Sauter, F.; Shaifullah Chowdhury, A. Z. M.; Hametner, C. *Sci. Pharm.* **1997**, *65*, 83.
5. Manhas, M. S.; Amin, S. G. *J. Heterocycl. Chem.* **1976**, *13*, 903.
6. Hofmann, J. *Ber.* **1872**, *5*, 242.
7. Aspinall, S. R.; Bianco E. J. *J. Am. Chem. Soc.* **1951**, *73*, 602.
8. Schmidt, P.; Eichenberger, K.; Wilhelm, M.; Druey, J. *Helv. Chim. Acta* **1959**, *42*, 349.
9. Schmidt, P.; Druey, J. *Helv. Chim. Acta* **1956**, *39*, 986.
10. Gompper, R.; Gaeng, M.; Saygin, F. *Tetrahedron Lett.* **1966**, 1885.
11. Gewald, K.; Blauschmidt, P.; Mayer, R. *J. Prakt. Chem.* **1967**, *35*, 97.
12. Grifantini, M.; Stein, M. L. *Ann. Chim. (Rome)* **1965**, *55*, 576.
13. Tominaga, Y.; Luo, J.; Castle, L. W.; Castle, R. N. *J. Heterocycl. Chem.* **1993**, *30*, 267.
14. Cheng, C. C.; Robins, R. K. *J. Org. Chem.* **1956**, *21*, 1240.
15. Ege, G.; Franz, H. *J. Heterocycl. Chem.* **1982**, *19*, 1267.
16. Walek, W.; Pallas, M.; Augustin, M. *Tetrahedron* **1976**, *32*, 623.
17. Gewald, K.; Schinke, E.; Böttcher, H. *Chem. Ber.* **1966**, *99*, 94.
18. Arya, V. P. *Ind. J. Chem.* **1972**, *10*, 1141.
19. Kato, Y. *Yakugaku Zasshi* **1972**, *93*, 397; *Chem. Abstr.* **1973**, *79*, 49068y.
20. Ahmed, E. K. *Monatsh. Chem.* **1995**, *126*, 953.
21. Bogdanowicz-Szwed, K.; Nagraba, K. *Org. Mass. Spectrom.* **1984**, *19*, 528.
22. Manhas, M. S.; Rao, V. V.; Amin, S. G. *J. Heterocycl. Chem.* **1976**, *13*, 821.
23. Elslager, E. F.; Jacob, P.; Werbel, L. M. *J. Heterocycl. Chem.* **1972**, *9*, 775.

24. Rosowsky, A.; Chaykovsky, M.; Chen, K. K. N.; Lin, M.; Modest, E. J. *J. Med. Chem.* **1973**, *16*, 185.
25. Ducker, J. W.; Gunter, M. J. *Aust. J. Chem.* **1974**, *27*, 2229.