

# Asymmetric synthesis of azidotetrahydropyransols via Sharpless epoxidation

Quyên Ong<sup>a</sup>, Sheetal Handa<sup>a</sup>, Antonio Mete<sup>b</sup>, Alison M. Hill<sup>a</sup>, and Keith Jones<sup>a\*</sup>

<sup>a</sup> Department of Chemistry, King's College London, Strand, London WC2R 2LS. U. K.

<sup>b</sup> AstraZeneca R&D, Charnwood, Bakewell Road, Loughborough LE11 5RH. U. K.

E-mail: [keith.jones@kingston.ac.uk](mailto:keith.jones@kingston.ac.uk)

Dedicated to Dr Douglas Lloyd on the occasion of his 80<sup>th</sup> birthday

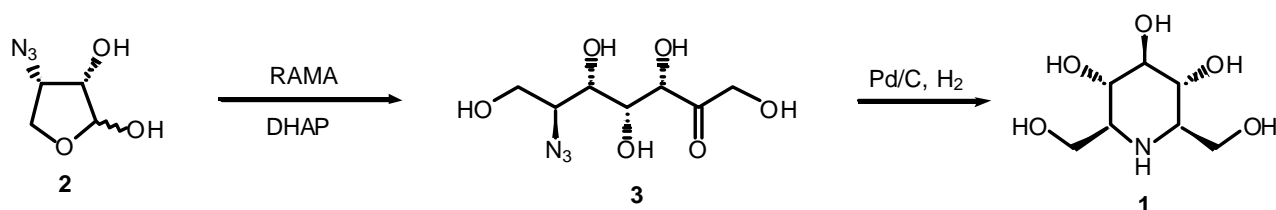
## Abstract

An approach to the synthesis of enantiomerically pure azidotetrahydropyransols **4** involving stereospecific reduction of propargylic alcohol **7** followed by Sharpless epoxidation of the resultant allylic alcohols **8** and **12** is presented. Epoxide **10** undergoes ring opening with trimethyl orthoformate whereas epoxide **15** undergoes the expected ring opening with azide.

**Keywords:** Asymmetric synthesis, azidotetrahydropyransols, Sharpless epoxidation

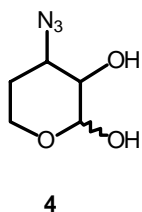
## Introduction

The use of enzymes in the synthesis of complex molecules has received much attention over the last 20 years. In particular, the employment of various aldolase enzymes in the synthesis of natural and non-natural carbohydrates has been demonstrated by a number of groups.<sup>1</sup> Our own contribution to this area (Scheme 1) involved a chemoenzymatic synthesis of  $\beta$ -homonojirimycin **1** via the rabbit muscle aldolase (RAMA) catalysed reaction of hemiacetal **2** with dihydroxyacetone phosphate to give azidoheptulose **3** followed by catalytic hydrogenation to give **1**.<sup>2</sup>



Scheme 1

The hemiacetal **2** was prepared as a single enantiomer by Sharpless epoxidation and during this work it was found that hemiacetals such as **2** are better substrates for RAMA than the corresponding open chain hydroxy-protected aldehydes. These results stand in contrast to the results obtained by Bednarski who investigated the use of natural hemiacetals as substrates for RAMA. They found that D-erythrose, D-ribose, D-arabinose and D-glucose are all very poor substrates for RAMA reacting at less than 1% of the rate of propanal.<sup>3</sup> In order to further test our approach and to explore the rate enhancement we had found with hemiacetals, we decided to prepare homologues of **2** based on the 4-azido-3-hydroxytetrahydropyranol system **4**. If successful as substrates for RAMA, a new series of aza-sugar analogues could be prepared.



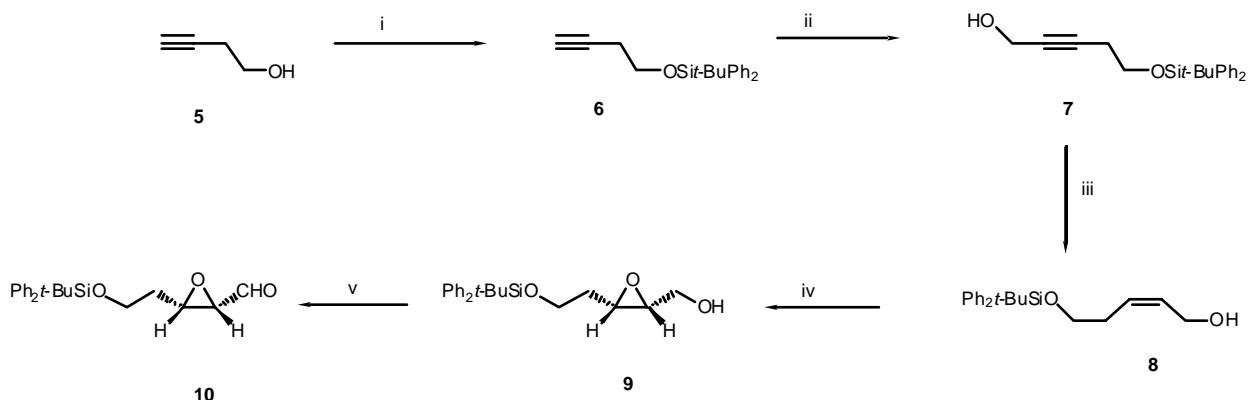
**Figure 1**

## Result and Discussion

Our approach to the target molecules **4** was based on our previous synthesis of hemiacetals **2**. This required a stereospecific synthesis of both the *cis*- and *trans*-5-protected pent-2-ene-1,5-diols (Scheme 2). Protection of 3-butynol **5** with *t*-butyldiphenylsilyl chloride following the procedure of Wipf<sup>4</sup> gave silyl ether **6** in 92% yield. Earlier studies using the *t*-butyldimethylsilyl protecting group had indicated that a more stable silyl ether was required to survive the subsequent synthetic steps intact. Generation of the acetylenic anion with *n*-butyllithium in THF at  $-23\text{ }^{\circ}\text{C}$  followed by addition of dry paraformaldehyde<sup>5</sup> gave the mono-protected diol **7** in 86% yield. Reduction to the *cis*-alkene was first attempted using the conditions of Takano<sup>6</sup> involving Lindlar's catalyst and an excess of quinoline led to a 2:1 mixture of the *cis*- and *trans*-alkenes. A non-stereospecific reduction of a propargylsilane has been reported previously<sup>7</sup> using a similar catalyst system. After a number of experiments, it was found that replacing the quinoline with pyridine gave the *cis*-alkene **8** in 96% yield as a single stereoisomer. The coupling constant for the alkene protons (10 Hz) confirmed the stereochemistry.

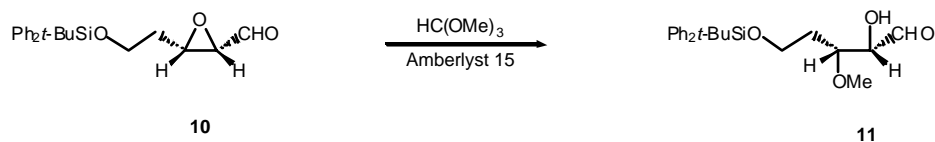
Sharpless epoxidation<sup>8</sup> of the *cis*-allylic alcohol **8** was carried out using (–)-diethyl tartrate under the usual conditions to give the epoxide **9** in excellent chemical yield. The optical purity of **9** was assessed by formation of the Mosher's ester (100% yield) and examination of the  $^{19}\text{F}$  nmr spectrum. The major diastereoisomer showed a resonance at  $\delta_{\text{F}} -72.16$  and the minor diastereoisomer a resonance at  $\delta_{\text{F}} -72.22$ . The relative integration was 88.5:11.5 indicating an

enantiomeric excess of 77%. The absolute stereochemistry is assigned based on well-established precedent from the work of Sharpless.<sup>9</sup> Oxidation of the epoxyalcohol **9** to the aldehyde **10** was best carried out using tetrapropylammonium perruthenate (TPAP)<sup>10</sup> with *N*-methylmorpholine-*N*-oxide as the stoichiometric oxidant to give the rather unstable aldehyde **10** in 80% yield. The next step in our synthesis involved the protection of the aldehyde as its dimethyl acetal in order to allow opening of the epoxide by azide at the 3-position, remote from the acetal.<sup>2</sup> Treatment of epoxyaldehyde **10** with trimethylorthoformate in the presence of Amberlyst resin did not give the desired epoxyacetal but instead proceeded with ring opening of the epoxide by the methanol produced in the reaction to give the ether acetal **11** (scheme 3) in 86% yield. The assignment of this structure to the product was based on the appearance of an extra singlet at  $\delta$  3.39 in the <sup>1</sup>H nmr and a broad singlet at  $\delta$  2.4 corresponding to an OH proton. The FAB mass spectrum also showed a strong peak at  $m/z$  455 corresponding to (M+Na)<sup>+</sup> and the infra-red spectrum confirmed the presence of an O–H group. Furthermore treatment with azide under conditions for opening the epoxide gave only starting material as would be expected for ether **11**. Both the regio- and stereochemistry assigned to **11** is based on the expected site of reaction and the known mode of epoxide ring opening. We cannot exclude the possibility that the methanol ring opens the epoxide at C-2 although this seems unlikely on electronic grounds.<sup>2</sup>

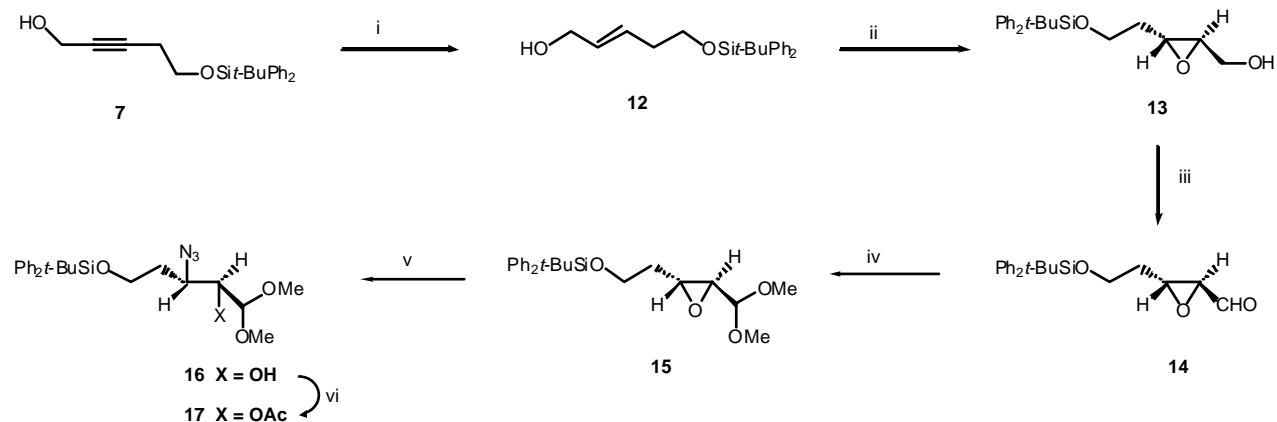


**Scheme 2.** Reagents: (i). TBDPS-Cl, imidazole, DMAP, DMF, 92%; (ii). *n*-BuLi, THF, -23 °C, then paraformaldehyde, 86%; (iii). H<sub>2</sub>, Pd/BaSO<sub>4</sub>, pyridine, 96%; (iv). (-)-diethyl tartarate, Ti(OiPr)<sub>4</sub>, *t*BuOOH, mol. sieves, CH<sub>2</sub>Cl<sub>2</sub>, 88%, 77% ee; (v). TPAP, NMMO, mol. sieves, CH<sub>2</sub>Cl<sub>2</sub>, 80%.

Faced with this unexpected result, we turned our attention to the *trans*-allylic alcohol. Reaction of propargyl alcohol **7** with lithium aluminium hydride gave the *trans*-allylic alcohol **12** in 76% yield. The two alkene protons overlap in the <sup>1</sup>H nmr and hence it was impossible to ascertain the stereochemistry from the coupling constants. Nevertheless, the spectral data were entirely consistent with the gross structure and it was clear from the data for *cis*-alcohol **8** that this was a stereoisomer.



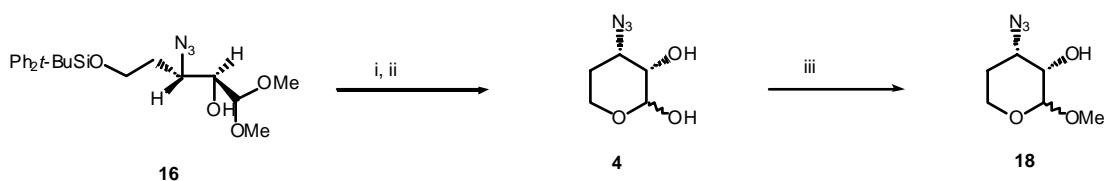
Scheme 3.



**Scheme 4.** Reagents: (i).  $\text{LiAlH}_4$ , THF, 45 °C, 76%; (ii). (-)-diethyl tartarate,  $\text{Ti}(\text{O}i\text{Pr})_4$ ,  $t\text{BuOOH}$ , mol. sieves,  $\text{CH}_2\text{Cl}_2$ , 86%, 95% ee; (iii). TPAP, NMMO, mol. sieves,  $\text{CH}_2\text{Cl}_2$ , 80%; (iv).  $\text{HC(OMe)}_3$ , Amberlyst-15, 0 °C, 85%; (v).  $\text{NaN}_3$ ,  $\text{MeOH}:\text{H}_2\text{O}$  (8:1), 74%; (vi). Pyridine, acetic anhydride, 95%.

Sharpless epoxidation of trans-allylic alcohol **12** using (-)-diethyl tartrate gave the epoxide **13** in 86% yield. The enantiomeric purity of **13** was again assessed by conversion into its Mosher's ester derivative. The  $^{19}\text{F}$  nmr of the crude derivative showed two peaks at  $\delta_{\text{F}}$  -72.21 and -72.01 integrating in a ratio of 97.5:2.5 indicating an enantiomeric excess of 95%. In order to confirm this result, the racemic epoxide was prepared using *m*-chloroperoxybenzoic acid and its Mosher's derivative synthesised. The spectral data for this compound confirmed our assignment of the two resonances in the  $^{19}\text{F}$  nmr. The stereochemistry assigned to **13** is based on literature precedent again. Oxidation to the aldehyde **14** proceeded smoothly using TPAP and NMMO in 80% and this somewhat unstable compound was reacted with trimethyl orthoformate to give the dimethyl acetal **15** in 85% yield. In the case of this diastereoisomeric epoxide, no ring opening of the epoxide was observed in contrast to the outcome of the same reaction on epoxyaldehyde **10**. The epoxide was then ring opened using sodium azide in methanol/water to give azido alcohol **16** in 74% yield. Confirmation of the regiochemistry of ring opening was obtained by acetylation of the hydroxy group in **16** to give acetate **17**. The  $^1\text{H}$  nmr of **17** showed that the original multiplet assigned to the C-2 proton at  $\delta$  3.74-3.77 had moved downfield to  $\delta$  5.12 and had become a dd. Meanwhile the ddd assigned to the C-3 proton moved from  $\delta$  3.86 (in **16**) to  $\delta$  3.94 (in **17**). This result agrees with the previous studies on the butane diol system.<sup>2</sup> The final steps in

the preparation of **4** simply involved hydrolysis of the acetal and removal of the silyl protecting group (scheme 5). This gave the [3*S*, 4*S*]-isomer of **4** as a mixture of anomers. Unfortunately, this anomeric mixture led to a very complex <sup>1</sup>H nmr with only the anomeric proton clearly visible as a doublet (*J* 5 Hz) at δ 5.00 for the major anomer and a broad singlet at δ 4.79 for the minor anomer. The ratio of the two anomers was 2.9:1. The <sup>13</sup>C nmr was more useful for characterisation but the hemiacetals were characterised by conversion into the methyl acetals **18**. Although the <sup>1</sup>H nmr of the mixture of methyl acetals was considerably clearer it was not possible to derive the conformation of the tetrahydropyran ring owing to overlapping signals. However, for both anomers, the C-2 proton appeared as a doublet with *J* 3.6 and 2.9 Hz for major and minor anomer respectively indicating the C-3 hydroxy group is probably axial in both isomers.



**Scheme 5.** Reagents: (i). 1% aqueous CF<sub>3</sub>COOH, CHCl<sub>3</sub>; (ii). TBAF, THF, 55%; (iii). HC(OMe)<sub>3</sub>, TsOH, 70%.

In summary, we have been able to prepare one of the diastereoisomeric azido tetrahydropyrans for use in the RAMA-catalysed reaction with dihydroxyacetone phosphate but this route appears not to be general as was the case for the butane diol series.

## Acknowledgements

We are grateful to Astra Charnwood for a CASE award (QO).

## Experimental Section

**1-(*tert*-Butyldiphenylsilyloxy)-3-butyn-1-ol (6)<sup>4</sup>.** To a cooled (0 °C) and stirring solution of 3-butyn-1-ol (2.10 g, 30.0 mmol) in dry dichloromethane (60 ml) was added, *tert*-butyldiphenylsilyloxy chloride (8.52 g, 7.95 ml, 31.0 mmol) over a 10 minute period. Imidazole (2.86 g, 42.0 mmol) was then added in one portion followed by 4-dimethylaminopyridine (0.37 g, 3.00 mmol) and the resultant mixture stirred at RT overnight. The white precipitate produced was filtered through a sintered funnel and washed with cold dichloromethane (50 ml). The combined filtrates was then washed with a 1 M aqueous HCl solution (50 ml) and water (100 ml) successively. The organic layer dried and the solvent removed *in vacuo* and the residue purified

Kugelrohr distillation to give the protected acetylenic alcohol **6** as a colourless oil (8.51 g, 92%, bp. 150-152°C/ 1mm Hg).  $\delta_{\text{H}}$  1.05 (9H, s, C(CH<sub>3</sub>)<sub>3</sub>), 1.93 (1H, t, *J* 2.6, 4-*H*), 2.44 (2H, td, *J* 7.1 and 2.6, 2-*H*<sub>2</sub>), 3.78 (2H, t, *J* 7.1, 1-*H*<sub>2</sub>), 7.35-7.44 (6H, m, Ph-*H*), 7.66-7.69 (4H, m, Ph-*H*);  $\delta_{\text{C}}$  19.3 (C(CH<sub>3</sub>)<sub>3</sub>), 22.7 (C-2), 26.9 (C(CH<sub>3</sub>)<sub>3</sub>), 62.4 (C-1), 69.4 (C-4), 81.6 (C-3), 127.8, 129.8, 133.6 and 135.7 (Ph);  $\nu_{\text{max}}/\text{cm}^{-1}$  3307 (m, C≡C-H str.), 3070 (m, Ph-H str.), 2961 and 2931 (s, sat. C-H str.), 1112 (s, C-O str.); *m/z* (FAB) 361 (100%, M+Na<sup>+</sup>); (CI, NH<sub>3</sub>) 326 (100%, [M+NH<sub>4</sub>]<sup>+</sup>), 309 (10, M+H<sup>+</sup>); (Found: (FAB) [M+H]<sup>+</sup> = 308.1594, C<sub>20</sub>H<sub>24</sub>OSi requires [MH]<sup>+</sup> 308.1596), (Found: (CI, NH<sub>3</sub>) [M+NH<sub>4</sub>]<sup>+</sup> = 326.1925, C<sub>20</sub>H<sub>24</sub>OSi requires [M+NH<sub>4</sub>]<sup>+</sup> 326.1940).

**5-(tert-Butyldiphenylsilyloxy)-2-pentyn-1-ol (7)**. To a cooled (-23 °C) and stirred solution of 1-(tert-butyldiphenylsilyloxy)-3-butyn-1-ol **6** (6.17 g, 20.0 mmol) in dry THF (100 ml), was added dropwise, *n*-butyllithium (8.8 ml, 22.0 mmol of a 2.5 M soln in hexane) whilst maintaining the temperature at -23 °C. The resultant mixture was stirred at 0 °C for 2 hrs, cooled (-23 °C) and dry paraformaldehyde (1.00 g, 30.0 mmol) was added in five portions. The mixture was stirred at -23 °C for 1hr, then warmed to 0 °C over several hours and stirred at RT overnight. The reaction mixture was then poured into a large excess of ice water (200 ml) and the organic layer separated. The aqueous phase was extracted with ethyl acetate (3 x 200 ml) and the combined organic extracts dried, filtered and the solvent removed *in vacuo*. The product was purified by flash chromatography (20% EtOAc in hexane to 30% EtOAc in hexane) to give the protected propargylic alcohol **7** as a colourless oil (5.84 g, 86%). R<sub>f</sub> (30% EtOAc in hexane) 0.60,  $\delta_{\text{H}}$  1.05 (9H, s, C(CH<sub>3</sub>)<sub>3</sub>), 1.51 (1H, br.s, OH), 2.47 (2H, td, *J* 7.0 and 2.2, 4-*H*<sub>2</sub>), 3.77 (2H, t, *J* 7.0, 5-*H*<sub>2</sub>), 4.19 (2H, t, *J* 2.2, 1-*H*<sub>2</sub>), 7.36-7.45 (6H, m, Ph-*H*), 7.66-7.68 (4H, m, Ph-*H*);  $\delta_{\text{C}}$  19.2 (C(CH<sub>3</sub>)<sub>3</sub>), 22.9 (C-4), 26.8 (C(CH<sub>3</sub>)<sub>3</sub>), 51.3 (C-5), 62.4 (C-1), 79.5 (C-3), 83.4 (C-2), 127.7, 129.7, 135.6 and 135.6 (Ph);  $\nu_{\text{max}}/\text{cm}^{-1}$  3300-3500 (m, br., OH), 3070 (m, Ph-H str.), 2958 and 2931 (s, sat. C-H str.), 1112 (s, C-O str.); *m/z* (FAB) 362 (29 %, [M+H+Na]<sup>+</sup>), 361 (100, M+Na<sup>+</sup>); (Found: (FAB) [M+Na]<sup>+</sup> = 361.1613, C<sub>21</sub>H<sub>26</sub>O<sub>2</sub>Si requires [M+Na]<sup>+</sup> 361.1600).

**(Z)-5-(tert-Butyldiphenylsilyloxy)pent-2-en-1-ol (8)**. A solution of the propargylic alcohol **7** (6.77 g, 20.0 mmol) in pyridine (125 ml) was degassed with argon (30 min), then 5% palladium on barium sulfate (400 mg) was added and the mixture hydrogenated overnight using a balloon. The mixture was filtered through celite, the solvent removed *in vacuo* and the residue purified by flash chromatography (40% EtOAc in hexane to 50% EtOAc in hexane) to give the *cis*-allylic alcohol **8** as a colourless oil (6.54 g, 96%). R<sub>f</sub> (50% EtOAc in hexane) 0.37,  $\delta_{\text{H}}$  1.04 (9H, s, C(CH<sub>3</sub>)<sub>3</sub>), 1.74 (1H, br.s, OH), 2.24 (2H, td, *J* 7.5 and 1.2, 4-*H*<sub>2</sub>), 3.53 (2H, t, *J* 7.5, 5-*H*<sub>2</sub>), 4.12 (2H, dd, *J* 6.7 and 1.2, 1-*H*<sub>2</sub>), 5.57 (1H, dddd, *J* 9.8, 7.5, 2.5 and 1.2, 3-*H*), 5.68 (1H, dddd, *J* 9.8, 6.7, 2.5 and 1.2, 2-*H*), 7.35-7.42 (6H, m, Ph-*H*), 7.65-7.68 (4H, m, Ph-*H*);  $\delta_{\text{C}}$  19.2 (C(CH<sub>3</sub>)<sub>3</sub>), 26.8 (C(CH<sub>3</sub>)<sub>3</sub>), 30.8 (C-4), 58.4 (C-5), 63.2 (C-1), 127.7, 129.7, 133.6 and 135.6 (Ph), 129.5 (C-3), 130.9 (C-2);  $\nu_{\text{max}}/\text{cm}^{-1}$  3300-3500 (s, br., OH), 3071 (m, Ph-H), 3045 (m, C=C-H str.), 2961 and 2930 (s, sat. C-H str.), 1110 (s, C-O str.); *m/z* (CI, NH<sub>4</sub>) 358 (43%, [M+NH<sub>4</sub>]<sup>+</sup>), 341 (17, M+H<sup>+</sup>). (Found: (CI) [M+H]<sup>+</sup> = 341.1940, C<sub>21</sub>H<sub>28</sub>O<sub>2</sub>Si requires [M+H]<sup>+</sup> 341.1938).

**(2R,3S)-5-(tert-Butyldiphenylsilyloxy)-2,3-epoxypentanol (9)**. To a dry flask containing 4Å powdered molecular sieves (2.5 g), dry dichloromethane (100 ml) and D-(-)- diethyl tartrate

(1.35 ml, 1.61 g, 7.81 mmol) at  $-22^{\circ}\text{C}$ , was added  $\text{Ti}(\text{O}^i\text{Pr})_4$  (1.95 ml, 1.84 g, 6.49 mmol). A solution of *tert*-butyl hydroperoxide (2.6 ml of 5.0 M solution in nonane, 13.0 mmol), previously dried over  $4\text{\AA}$  powdered molecular sieves for 5 minutes was then added dropwise over a 10 minute period and the suspension stirred at  $-20^{\circ}\text{C}$  for 30 minutes. A solution of the (*Z*)-monosilyloxy alcohol **8** (2.21 g, 6.49 mmol) in the minimum amount of dry dichloromethane, was dried over powdered molecular sieves ( $4\text{\AA}$ ) for 10 minutes and then added to the mixture over a 15 minute period whilst maintaining the temperature between  $-20^{\circ}\text{C}$  and  $0^{\circ}\text{C}$ . The mixture was stirred at  $-10^{\circ}\text{C}$  to  $0^{\circ}\text{C}$  for 6 hours and then stored overnight at  $-22^{\circ}\text{C}$ . Water (40 ml) was then added and the mixture stirred for 1 hr whilst warming to room temperature. 30% Aqueous NaOH saturated with NaCl (9 ml) was added and vigorous stirring continued for a further 1 hr. The organic phase was separated and the aqueous phase extracted with dichloromethane (2 x 50 ml). The combined organic layers were dried, filtered and evaporated under reduced pressure. Flash chromatography (40% EtOAc in hexane) gave the starting alcohol **8** (49 mg) and the epoxide **9** (2.03 g, 88%) as colourless oils.  $R_f$  (40% EtOAc in hexane) 0.32,  $\delta_{\text{H}}$  1.06 (9H, s,  $\text{C}(\text{CH}_3)_3$ ), 1.77-1.92 (2H, m, 4- $H_2$ ), 2.29 (1H, br.s, OH), 3.14-3.23 (2H, m, 2- $H$  and 3- $H$ ), 3.72 (2H, br.d,  $J$  5.1, 1- $H_2$ ), 3.79 (2H, td,  $J$  9.5 and 4.6, 5- $H_2$ ), 7.37-7.44 (6H, m, Ph-H), 7.65-7.68 (4H, m, Ph-H);  $\delta_{\text{C}}$  19.2 ( $\text{C}(\text{CH}_3)_3$ ), 26.9 ( $\text{C}(\text{CH}_3)_3$ ), 30.8 (C-4), 55.0 and 56.3 (C-3 and C-2), 60.9 (C-5), 61.4 (C-1), 127.8, 129.9, 133.2 and 135.6 (Ph);  $\nu_{\text{max}}/\text{cm}^{-1}$  3300-3525 (m, br., OH), 3071 (m, Ph-H str.), 2958 and 2931 (s, sat. C-H str.), 1111 (s, C-O str.), 823 (m, CH-O-CH, epoxide);  $m/z$  (FAB) 357 (60%,  $\text{MH}^+$ ), 269 (100,  $\text{HOCH}_2\text{CHOCHCH}_2^+$ ), 235 (46,  $\text{C}(\text{CH}_3)_3\text{SiPhOCH}_2\text{CH}_2\text{COH}^+$ ); (Found: (CI,  $\text{NH}_3$ )  $[\text{M}+\text{NH}_4]^+$  = 374.2177,  $\text{C}_{21}\text{H}_{32}\text{NO}_3\text{Si}$  requires  $[\text{M}+\text{NH}_4]^+$  374.2151);  $[\alpha]_{\text{D}}^{20} = +7.0$  (c 4.0 in  $\text{CHCl}_3$ ); 77% e.e. determined by conversion to Mosher's ester derivative

**(2*R*,3*S*)-5-(*tert*-Butyldiphenylsilyloxy)-2,3-epoxypentanal (10).** Solid TPAP (35.1 mg, 0.10 mmol) was added in one portion to a stirred mixture of the epoxyalcohol **9** (1.43 g, 4.00 mmol), 4-methylmorpholine-*N*-oxide (0.70 g, 6.00 mmol) and powdered  $4\text{\AA}$  molecular sieves (2.20 g), in dry dichloromethane (12 ml) at room temperature. After stirring for 45 mins, the mixture was applied to a 6 inch column of silica and the product eluted with dichloromethane. The solvent was removed under reduced pressure to yield the epoxyaldehyde **10** (1.13 g, 80%) as a colourless oil, which was used in the next step without further purification.  $R_f$  (50% EtOAc in hexane) 0.38,  $\delta_{\text{H}}$  1.05 (9H, s,  $\text{C}(\text{CH}_3)_3$ ), 1.85-1.98 (2H, m, 4- $H_2$ ), 3.38 (1H, t,  $J$  4.9, 2- $H$ ), 3.46 (1H, td,  $J$  6.3 and 4.9, 3- $H$ ), 3.82 (2H, dt,  $J$  11.2 and 5.0, 5- $H_2$ ), 7.36-7.44 (6H, m, Ph-H), 7.63-7.67 (4H, m, Ph-H), 9.41 (1H, d,  $J$  4.9, CHO);  $\delta_{\text{C}}$  19.1 ( $\text{C}(\text{CH}_3)_3$ ), 26.8 ( $\text{C}(\text{CH}_3)_3$ ), 30.9 (C-4), 56.9 (C-3), 57.6 (C-2), 60.8 (C-5), 127.7, 129.8, 133.2 and 135.5 (Ph), 198.5 (CHO);  $\nu_{\text{max}}/\text{cm}^{-1}$  3071 (m, Ph-H str.), 2958 and 2931 (s, sat. C-H str.), 1725 (s, CHO), 1111 (s, C-O str.), 823 (m, CH-O-CH, epoxide);  $m/z$  (FAB) 355 (5%,  $\text{M}+\text{H}^+$ ), 267 (36,  $\text{OHCCHOCHCH}_2\text{CH}_2^+$ ), 199 (70,  $\text{MH}^+-(2\text{xPh})$ ); Found (FAB)  $[\text{MH}]^+$  = 355.1750,  $\text{C}_{21}\text{H}_{27}\text{O}_3\text{Si}$  requires  $[\text{MH}]^+$  = 355.1729.

**(2*S*,3*R*)-5-(*tert*-Butyldiphenylsilyloxy)-2-hydroxy-3-methoxypentanal dimethylacetal (11).** Amberlyst-15 (136 mg) was added portion wise to a stirring solution of the epoxy aldehyde **10** (746.3 mg, 2.09 mmol) in trimethyl orthoformate (1.4 ml, 1.36 g, 12.8 mol) at  $0^{\circ}\text{C}$  to  $4^{\circ}\text{C}$ . The

mixture was stirred at this temperature for 6 hrs, then filtered to remove the Amberlyst-15. Excess trimethyl orthoformate was removed under reduced pressure and the residue purified by flash chromatography (first treating with a solution of 1% Et<sub>3</sub>N in methanol, then washed with 20% EtOAc in hexane and eluting with 20% EtOAc in hexane) to give the ether acetal **11** (720 mg, 86%) as a colourless oil. R<sub>f</sub> (70% EtOAc in hexane) 0.42, δ<sub>H</sub> 1.05 (9H, s, C(CH<sub>3</sub>)<sub>3</sub>), 1.83-1.89 (2H, m, 4-H<sub>2</sub>), 2.41 (1H, br.s, OH), 3.39 (3H, s, OCH<sub>3</sub>), 3.43 (3H, s, OCH<sub>3</sub>), 3.44 (3H, s, OCH<sub>3</sub>), 3.56 (1H, br.d, J 6.5, 2-H), 3.66 (1H, td, J 6.5 and 2.2, 3-H), 3.77 (2H, dt, J 12.1 and 6.0, 5-H<sub>2</sub>), 4.44 (1H, d, J 6.5, 1-H), 7.35-7.45 (6H, m, Ph-H), 7.65-7.68 (4H, m, Ph-H); δ<sub>C</sub> 19.2 (C(CH<sub>3</sub>)<sub>3</sub>), 26.8 (C(CH<sub>3</sub>)<sub>3</sub>), 33.2 (C-4), 54.0 (2 x OCH<sub>3</sub>) and 54.9 (OCH<sub>3</sub>), 58.3 (C-3), 60.3 (C-5), 72.3 (C-2), 104.2 (C-1), 127.7, 129.6, 133.6 and 135.6 (Ph); ν<sub>max</sub>/cm<sup>-1</sup> 3300-3500 (m, br., OH), 3071 (m, Ph-H str.), 2961 and 2931 (s, sat. C-H str.), 1111 (s, C-O str.), 823 (m, CH-O-CH epoxide); m/z (FAB) 455 (100%, M+Na<sup>+</sup>); [α]<sub>D</sub><sup>20</sup> = +11.1 (c 4.5 in CHCl<sub>3</sub>).

**(E)-5-(tert-Butyldiphenylsilyloxy)pent-2-en-ol (12).** To a solution of 5-(tert-butylidiphenylsilyloxy)-2-pentyn-1-ol **7** (10.16 g, 30.0 mmol) in dry THF (100 ml) was added dropwise, lithium aluminium hydride (33 ml, 33.0 mmol; 1.0 M soln in THF) and the reaction mixture stirred at RT for 5 mins. The reaction mixture was then stirred at 45 °C for 30 mins, allowed to cool to room temperature and then cooled (0 °C). The reaction mixture was hydrolysed by the slow addition of sufficient saturated aqueous ammonium chloride solution, then a further 75 ml of saturated aqueous ammonium chloride solution was added. The product was extracted with ether (3 x 100 ml), the combined ethereal extracts dried, filtered and concentrated under reduced pressure. The residue was purified by flash chromatography (40% EtOAc in hexane) to give the *trans*-allylic alcohol **12** as a colourless oil (7.76 g, 76%). R<sub>f</sub> (50% EtOAc in hexane) 0.38, δ<sub>H</sub> 1.04 (9H, s, C(CH<sub>3</sub>)<sub>3</sub>), 1.41 (1H, br. t, J 4.9, OH), 2.27-2.32 (2H, m, 4-H<sub>2</sub>), 3.70 (2H, t, J 6.6, 5-H<sub>2</sub>), 4.03-4.05 (2H, m, 1-H<sub>2</sub>), 5.64-5.67 (2H, m, 2-H and 3-H), 7.34-7.44 (6H, m, Ph-H), 7.64-7.67 (4H, m, Ph-H); δ<sub>C</sub> 19.3 (C(CH<sub>3</sub>)<sub>3</sub>), 26.9 (C(CH<sub>3</sub>)<sub>3</sub>), 35.7 (C-4), 63.6 and 63.8 (C-1 and C-5), 127.7, 129.6, 129.7 and 135.7 (Ph), 131.0 (C-3), 134.0 (C-2); ν<sub>max</sub>/cm<sup>-1</sup> 3200-3400 (s, br., OH), 3071 (m, Ph-H), 3049 (m, C=C-H str.), 2960-2930 (s, sat. C-H str.), 1111 (s, C-O str.); m/z (FAB) 364 (29%, [M+H+Na]<sup>+</sup>), 363 (90, M+Na<sup>+</sup>); (Found: (FAB) [M+Na]<sup>+</sup> = 363.1748, C<sub>21</sub>H<sub>28</sub>O<sub>2</sub>Si requires [M+Na]<sup>+</sup> 363.1756).

**(2R,3R)-5-(tert-Butyldiphenylsilyloxy)-2,3-epoxypentanol (13).** To a dry flask containing 4 Å powdered molecular sieves (2.0 g), dry dichloromethane (150 ml) and D-(-)- diethyl tartrate (2.0 ml, 2.41 g, 11.7 mmol) at -22 °C, was added Ti(O<sup>i</sup>Pr)<sub>4</sub> (2.90 ml, 2.76 g, 9.72 mmol). A solution of *tert*-butyl hydroperoxide (3.55 ml of 5.5 M solution in nonane, 19.5 mmol), previously dried over 4 Å powdered molecular sieves for 5 minutes was then added dropwise over a 10 minute period and the suspension stirred at -20 °C for 30 minutes. A solution of the (*E*)-monosilyloxy alcohol **12** (3.31 g, 9.72 mmol) in the minimum amount of dry dichloromethane, was dried over powdered molecular sieves (4 Å) for 10 minutes and then added to the mixture over a 15 minute period whilst maintaining the temperature between -20 °C and 0 °C. The mixture was stirred at -10 °C to 0 °C for 6 hours and then stored overnight at -22 °C. Water (61 ml) was then added and the mixture stirred for 1 hr whilst warming to room



temperature. 30% Aqueous NaOH saturated with NaCl (13 ml) was added and vigorous stirring continued for a further 1 hr. The organic phase was separated and the aqueous phase extracted with dichloromethane (2 x 75 ml). The combined organic layers were dried, filtered and evaporated under reduced pressure. Flash chromatography (40% EtOAc in hexane) gave the starting alcohol **12** (43.5 mg) and the epoxide **13** (2.99 g, 86%) as colourless oils.  $R_f$  (50% EtOAc in hexane) 0.25,  $\delta_H$  1.05 (9H, s, SiC(CH<sub>3</sub>)<sub>3</sub>), 1.79 (2H, dd,  $J$  11.9 and 6.0, 4-*H*<sub>2</sub>), 2.03 (1H, t,  $J$  6.0, OH), 2.97 (1H, td,  $J$  4.7 and 2.3, 2-*H*), 3.12 (1H, td,  $J$  5.8 and 2.3, 3-*H*), 3.58 (1H, dd,  $J$  12.6 and 4.7, 1-*H*<sub>A</sub>*H*<sub>B</sub>), 3.78-3.82 (2H, m, 5-*H*<sub>2</sub>), 3.89 (1H, dd,  $J$  12.6 and 2.4, 1-*H*<sub>A</sub>*H*<sub>B</sub>), 7.35-7.45 (6H, m, Ph-*H*), 7.64-7.68 (4H, m, Ph-*H*);  $\delta_C$  19.2 (C(CH<sub>3</sub>)<sub>3</sub>), 26.8 (C(CH<sub>3</sub>)<sub>3</sub>), 34.8 (C-4), 53.7 (C-3), 58.7 (C-2), 60.7 (C-5), 61.7 (C-1), 127.7, 129.7, 133.5 and 135.5 (Ph);  $\nu_{max}/cm^{-1}$  3300-3400 (m, br., OH), 3071 (m, Ph-H str.), 2961 and 2931 (s, sat. C-H str.), 1112 (s, C-O str.), 823 (m, CH-O-CH, epoxide),  $m/z$  (FAB) 379 (100%, M+Na<sup>+</sup>), 279 (66, M-Ph); (Found: (FAB) [M+Na]<sup>+</sup> = 379.1713, C<sub>21</sub>H<sub>28</sub>O<sub>3</sub>Si requires [M+Na]<sup>+</sup> 379.1705); [ $\alpha$ ]<sub>D</sub><sup>20</sup> = +22.5 (c 4.0 in CHCl<sub>3</sub>), 95% e.e. determined by conversion to Mosher's ester derivative.

**(2S,3R)-5-(tert-Butyldiphenylsilyloxy)-2,3-epoxypentanal (14)**. Solid TPAP (104.4 mg, 0.30 mmol) was added in one portion to a stirred mixture of the epoxy alcohol **13** (2.32 g, 6.50 mmol), 4-methylmorpholine-*N*-oxide (1.15 g, 9.80 mmol) and powdered 4Å molecular sieves (3.50 g), in dry dichloromethane (20 ml) at room temperature. After stirring for 45 mins, the mixture was applied to a 6 inch column of silica and the product eluted with dichloromethane. The solvent was removed under reduced pressure to yield the epoxy aldehyde **14** (1.84 g, 80%) as a colourless oil, which was used in the next step without further purification.  $R_f$  (50% EtOAc in hexane) 0.49,  $\delta_H$  1.06 (9H, s, C(CH<sub>3</sub>)<sub>3</sub>), 1.81-1.90 (2H, m, 4-*H*<sub>2</sub>), 3.19 (1H, dd,  $J$  6.4 and 2.0, 2-*H*), 3.41 (1H, td,  $J$  5.6 and 2.0, 3-*CH*), 3.77-3.85 (2H, m, 5-*H*<sub>2</sub>), 7.36-7.44 (6H, m, Ph-*H*), 7.63-7.67 (4H, m, Ph-*H*), 9.00 (1H, d,  $J$  6.4, CHO);  $\delta_C$  19.1 (C(CH<sub>3</sub>)<sub>3</sub>), 26.8 (C(CH<sub>3</sub>)<sub>3</sub>), 34.3 (C-4), 54.7 (C-3), 59.1 (C-2), 60.4 (C-5), 127.8, 129.8, 133.3 and 135.5 (Ph), 198.2 (CHO);  $\nu_{max}/cm^{-1}$  3072 (m, Ph-H str.), 2961 and 2931 (s, sat. C-H str.), 1731 (s, CHO), 1111 (s, C-O str.), 823 (m, CH-O-CH, epoxide);  $m/z$  (CI, NH<sub>4</sub>) 355 (8%, MH<sup>+</sup>), 277 (10, M<sup>+</sup>-Ph), 267 (100, OHCCHOCHCH<sub>2</sub>CH<sub>2</sub><sup>+</sup>), 199 (10, MH<sup>+</sup>-(2xPh)); Found (CI, NH<sub>4</sub>) [M+H]<sup>+</sup> = 355.1704, C<sub>21</sub>H<sub>26</sub>O<sub>3</sub>Si requires [M+H]<sup>+</sup> = 355.1729.

**(2S,3R)-5-(tert-Butyldiphenylsilyloxy)-2,3-epoxypentanal dimethylacetal (15)**. Amberlyst-15 (258 mg) was added portion wise to a stirring solution of the epoxy aldehyde **14** (1.55 g, 4.37 mmol) in trimethyl orthoformate (2.95 ml, 2.85 g, 26.9 mol) at 0 °C to 4 °C. The mixture was stirred at this temperature for 6 hrs, then filtered to remove the Amberlyst-15. Excess trimethyl orthoformate was removed under reduced pressure and the residue purified by flash chromatography (first treating with a solution of 1% Et<sub>3</sub>N in methanol, then washed with 20% EtOAc in hexane and eluting with 20% EtOAc in hexane) to give the epoxy acetal **15** (1.49 g, 85%) as a colourless oil.  $R_f$  (50% EtOAc in hexane) 0.41,  $\delta_H$  1.06 (9H, s, C(CH<sub>3</sub>)<sub>3</sub>), 1.72-1.90 (2H, m, 4-*H*<sub>2</sub>), 2.92 (1H, dd,  $J$  4.2 and 1.6, 2-*H*), 3.17 (1H, td,  $J$  6.2 and 1.6, 3-*H*), 3.41 (3H, s, OCH<sub>3</sub>), 3.42 (3H, s, OCH<sub>3</sub>), 3.76-3.84 (2H, m, 5-*H*<sub>2</sub>), 4.27 (1H, d,  $J$  4.2, 1-*H*), 7.36-7.45 (6H, m, Ph-*H*), 7.66-7.68 (4H, m, Ph-*H*);  $\delta_C$  19.1 (C(CH<sub>3</sub>)<sub>3</sub>), 26.8 (C(CH<sub>3</sub>)<sub>3</sub>), 34.6 (C-4), 53.0 and 53.6 (2

x OCH<sub>3</sub>), 54.3 (C-3), 57.3 (C-2), 60.7 (C-5), 102.7 (C-1), 127.6, 129.6, 133.6 and 135.6 (Ph);  $\nu_{\max}/\text{cm}^{-1}$  3071 (m, Ph-H str.), 2961 and 2931 (s, sat. C-H str.), 1111 (s, C-O str.), 823 (m, CH-O-CH epoxide);  $m/z$  (FAB) 423 (13%, MNa<sup>+</sup>), 401 (5, MH<sup>+</sup>); (Found: (FAB) [M+Na]<sup>+</sup> = 423.1968, C<sub>23</sub>H<sub>32</sub>O<sub>4</sub>Si requires [M+Na]<sup>+</sup> 423.1978);  $[\alpha]_{\text{D}}^{20} = +16.3$  (c 4.3 in CHCl<sub>3</sub>).

**(2S,3S)-3-Azido-5-(tert-butyl)diphenylsilyloxy)-2-hydroxypentanal dimethylacetal (16).** Sodium azide (1.12 g, 17.2 mmol) and ammonium chloride (0.40 g, 7.57 mmol) were added to a stirring solution of the epoxy acetal **15** (1.38 g, 3.44 mmol) in MeOH:H<sub>2</sub>O; 8:1 (30 ml) and the reaction heated under reflux for 48 hrs. The mixture was allowed to cool to room temperature, then diluted with water (30 ml) and extracted with ether (3 x 50 ml). The organic phases were combined, dried, filtered and evaporated under reduced pressure. The residue was chromatographed (first treating with a solution of 1% Et<sub>3</sub>N in methanol, then washed with 20% EtOAc in hexane, eluting with 20% EtOAc in hexane), to give the starting epoxy acetal **15** (87 mg) and the azido alcohol **16** (1.13 g, 74%) as colourless oils. R<sub>f</sub> (50% EtOAc in hexane) 0.28,  $\delta_{\text{H}}$  1.06 (9H, s, C(CH<sub>3</sub>)<sub>3</sub>), 1.69-1.78 (1H, m, 4-H<sub>A</sub>H<sub>B</sub>), 1.86-1.95 (1H, m, 4-H<sub>A</sub>H<sub>B</sub>), 2.52 (1H, d,  $J$  3.1, OH), 3.42 (3H, s, OCH<sub>3</sub>), 3.48 (3H, s, OCH<sub>3</sub>), 3.74-3.77 (1H, m, 2-H), 3.80 (2H, td,  $J$  10.6 and 8.4, 5-H<sub>2</sub>), 3.86 (1H, ddd,  $J$  10.0, 7.9 and 4.5, 3-H), 4.36 (1H, d,  $J$  5.7, 1-H), 7.36-7.45 (6H, m, Ph-H), 7.66-7.68 (4H, m, Ph-H);  $\delta_{\text{C}}$  19.2 (C(CH<sub>3</sub>)<sub>3</sub>), 26.9 (C(CH<sub>3</sub>)<sub>3</sub>), 32.3 (C-4), 55.0 and 55.4 (2 x OCH<sub>3</sub>), 60.2 (C-3), 60.3 (C-5), 73.4 (C-2), 103.9 (C-1), 127.8, 129.8, 133.4, 133.5 and 135.6 (Ph);  $\nu_{\max}/\text{cm}^{-1}$  3350-3525 (m, br., OH), 3071 (m, Ph-H str.), 2961 and 2931 (s, sat. C-H str.), 2103 (s, N<sub>3</sub>), 1111 (s, C-O str.);  $m/z$  (FAB) 466 (76%, M+Na), 444 (4%, M+H<sup>+</sup>); 418 (47, M-(N<sub>2</sub>+3H)); (Found: (FAB) [M+Na]<sup>+</sup> = 466.2120, C<sub>23</sub>H<sub>33</sub>N<sub>3</sub>O<sub>4</sub>Si requires [M+Na]<sup>+</sup> 466.2138);  $[\alpha]_{\text{D}}^{20} = -20.0$  (c 6.0 in CHCl<sub>3</sub>).

**(2S,3S)-2-Acetoxy-5-(tert-butyl)diphenylsilyloxy)-3-azidopentanal dimethylacetal (17).** The azido acetal **16** (44.4 mg, 0.10 mmol) was stirred with excess pyridine: acetic anhydride; 2:1 (6 ml) at RT overnight. The solution was then concentrated *in vacuo*, flash chromatography (20% EtOAc in hexane) gave the azido acetate **17** (46.1 mg, 95%) as a colourless oil. R<sub>f</sub> (20% EtOAc in hexane) 0.38,  $\delta_{\text{H}}$  1.06 (9H, s, C(CH<sub>3</sub>)<sub>3</sub>), 1.63-1.71 (1H, m, 4-H<sub>A</sub>H<sub>B</sub>), 1.80-1.89 (1H, m, 4-H<sub>A</sub>H<sub>B</sub>), 2.11 (3H, s, COCH<sub>3</sub>), 3.38 (3H, s, OCH<sub>3</sub>), 3.39 (3H, s, OCH<sub>3</sub>), 3.74-3.83 (2H, m, 5-H<sub>2</sub>), 3.94 (1H, ddd,  $J$  10.0, 8.0, 4.2, 3-H), 4.43 (1H, d,  $J$  6.2, 1-H), 5.19 (1H, dd,  $J$  6.2 and 4.2, 2-H), 7.36-7.46 (6H, m, Ph-H), 7.65-7.69 (4H, m, Ph-H);  $\delta_{\text{C}}$  19.2 (C(CH<sub>3</sub>)<sub>3</sub>), 26.8 (C(CH<sub>3</sub>)<sub>3</sub>), 32.2 (C-4), 53.6 and 55.3 (2 x OCH<sub>3</sub>), 58.8 (C-3), 60.0 (C-5), 72.5 (C-2), 102.2 (C-1), 127.7, 129.7, 133.5, and 135.5 (Ph), 169.8 (C=O);  $\nu_{\max}/\text{cm}^{-1}$  3072 (m, Ph-H str.), 2962 and 2932 (s, sat. C-H str.), 2108 (s, N<sub>3</sub>), 1753 (s, C=O), 1111 (s, C-O str.);  $m/z$  (FAB) 509 (34%, [M+H+Na]<sup>+</sup>), 508 (100, MNa<sup>+</sup>); (Found: (FAB) [M+Na]<sup>+</sup> = 508.2207, C<sub>25</sub>H<sub>35</sub>N<sub>3</sub>O<sub>5</sub>Si requires [M+Na]<sup>+</sup> 508.2244);  $[\alpha]_{\text{D}}^{20} = -19.3$  (c 4.3 in CHCl<sub>3</sub>).

**(3S,4S)-4-Azidotetrahydropyran-2,3-diol (4).** To a solution of (2S,3S)-3-azido-5-(tert-butyl)diphenylsilyloxy)-2-hydroxypentanal dimethylacetal **16** (732 mg, 1.65 mmol) in chloroform (6 ml) and water (120  $\mu$ l) at 0 °C was added trifluoroacetic acid (6 ml) dropwise. The mixture was stirred at 0 °C for 3 hrs and then concentrated under reduced pressure. The residue was

dissolved in THF (5 ml) and tetrabutylammonium fluoride (4.36 g, 2.50 mmol, 15 wt% on alumina) was added and the reaction mixture stirred at RT overnight. The mixture was concentrated under reduced pressure and the residue purified by flash chromatography on silica gel (first treated with 1% Et<sub>3</sub>N in methanol, then washed with 50% EtOAc in hexane, eluting with 60% EtOAc in hexane to 80% EtOAc in hexane) to yield the unstable hemiacetal **385** (144 mg, 55%) as a colourless oil, which was used immediately in the next reaction. R<sub>f</sub> (80% EtOAc in hexane) 0.30, δ<sub>C</sub> 25.2 and 27.5 (C-5, two anomers), 58.2 and 59.3 (C-4, two anomers), 59.6 and 60.5 (C-6, two anomers), 69.2 and 70.9 (C-3, two anomers), 94.4 and 94.5 (C-2, two anomers); ν<sub>max</sub>/cm<sup>-1</sup> 3200-3500 (s, br., OH), 2930 (m, sat. C-H str.), 2102 (s, N<sub>3</sub>), 1066 (m, C-O str.). The <sup>1</sup>H nmr was too complex to assign apart from the anomeric protons mentioned in the discussion.

**(2S,3S,4S)-4-Azido-3-hydroxy-2-methoxytetrahydropyran and (2R,3S,4S)-4-Azido-3-hydroxy-2-methoxytetrahydropyran (18)**. Trimethyl orthoformate (0.4 ml, 3.60 mmol) was added to a solution of the hemiacetal **4** (16 mg, 0.10 mmol) in methanol (1.5 ml). *p*-Toluenesulphonic acid (1 crystal) was added and the reaction stirred at RT for 7 days. Dichloromethane (10 ml) and saturated aqueous sodium hydrogen carbonate solution (5 ml) was added, the organic layer removed, then the aqueous layer extracted with dichloromethane (3 x 10 ml). The combined organic extracts were dried, filtered, and concentrated under reduced pressure. Flash chromatography (60% EtOAc in hexane) gave the methyl acetal **18** (12.1 mg, 70%) as a mixture of anomers in a ratio of 2.8:1. δ<sub>H</sub> 1.76 (1H, ddd, *J* 12.8, 8.1 and 4.2, 5-H<sub>A</sub>H<sub>B</sub> (major)), 1.82-1.90 (1H, m, 5-H<sub>A</sub>H<sub>B</sub> (minor)), 1.96-2.06 (2H, m, 5-H<sub>A</sub>H<sub>B</sub> (major + minor)), 2.18 (1H, br. s, OH (major)), 2.47 (1H, br. s, OH (minor)), 3.42 (3H, s, OCH<sub>3</sub> (major)), 3.49 (3H, s, OCH<sub>3</sub> (minor)), 3.69 (1H, ddd, *J* 12.8, 8.0 and 3.9, 6-H<sub>A</sub>H<sub>B</sub> (minor)), 3.73-3.78 (3H, m, 6-H<sub>2</sub> and 4-H (major)), 3.80 (1H, dd, *J* 5.8 and 3.3, 4-H (minor)), 3.83-3.86 (2H, m, 3-H (major and minor)), 3.95 (1H, ddd, *J* 12.8, 8.0 and 3.9, 6-H<sub>A</sub>H<sub>B</sub> (minor)), 4.46 (1H, d, *J* 2.9, 2-H (minor)), 4.61 (1H, d, *J* 3.6, 2-H (major)); δ<sub>C</sub> 26.1 (C-5, two anomers), 55.5 (OCH<sub>3</sub>, two anomers), 57.3 (C-4, two anomers), 58.6 and 58.9 (C-6, two anomers), 69.4 (C-3, two anomers), 100.8 (C-2, two anomers); ν<sub>max</sub>/cm<sup>-1</sup> 3300-3500 (s, br., OH), 2954 and 2931 (m, sat. C-H str.), 2096 (s, N<sub>3</sub>), 1061 (m, C-O str.); *m/z* (FAB) 196 (85%, M+Na), 174 (8%, M+H<sup>+</sup>); (Found: (FAB) [M+Na]<sup>+</sup> = 196.1731, C<sub>6</sub>H<sub>11</sub>N<sub>3</sub>O<sub>3</sub> requires [M+Na]<sup>+</sup> 196.1725);

## References

1. Gijzen, H. J. M.; Qiao, L.; Fitz, W.; Wong, C-H. *Chem. Rev.* **1996**, *96*, 443.
2. Holt, K. E.; Leeper, F. J.; Handa, S. *J. Chem. Soc. Perkin Trans. I* **1994**, 231.
3. Bednarski, M. D.; Simon, E. S.; Bischofberger, N.; Fessner, W.-D.; Kim, M.-J.; Lees, W.; Saito, T.; Waldmann, H.; Whitesides, G. M. *J. Am. Chem. Soc.* **1989**, *111*, 627.
4. Wipf, P.; Xu, W. *Org. Synth.* **1996**, *74*, 205.
5. Argenti, L.; Bellina, F.; Carpita, A.; Rossi, E.; Rossi, R. *Synth. Commun.* **1994**, *16*, 2281.

6. Takano, S.; Shimazaki, Y.; Sekiguchi, Y.; Ogasawara, K. *Synth. Commun.* **1989**, *11*, 539.
7. Görgen, G.; Boland, W. *Helv. Chim. Acta* **1989**, *72*, 917.
8. Katzuki, T.; Sharpless, K. B. *J. Am. Chem. Soc.* **1980**, *102*, 5976.
9. Sharpless, K. B. In *Comprehensive Organic Synthesis*; Trost, B. M.; Fleming, I., Eds.; Pergamon: Oxford, 1991, Vol. 7, pp 389.
10. Griffiths, W. P.; Ley, S. V. *Aldrichim. Acta* **1990**, *23*, 13.