

Chromones and bischromones: an account of photoinduced reactions

Rupesh Kumar and Mohamad Yusuf*

Department of Chemistry, Punjabi University, Patiala-147002, Punjab, India

E-mail: dryusufpup@rediffmail.com

Abstract

This account provides a survey of phototransformations of chromones occurring through the cycloadditions, oxidations, isomerizations and reorganizations. Photochemistry of the variety of bischromones occurring through intramolecular photo-H-abstractions and thus leading to angular tetracyclic photoproducts has also been reviewed. In the bischromones, the photoproduct formations and their distributions were found to be dependent upon the length and structure of the intermediate spacer units.

Keywords: Chromones, bischromones, phototransformations, H-abstraction

Contents

1. Introduction
2. Chromones
 - 2.1 Photocycloaddition reactions
 - 2.2 Photodimerization
 - 2.3 Photoisomerization
 - 2.4 Phototautomerization
 - 2.5 Photorearrangement
 - 2.6 Photooxidation and reduction reactions
 - 2.7 Laser flash photolysis
 - 2.8 Photoinduced H-abstraction
 - 2.8.1 3-Alkoxychromones
 - 2.8.2 3-Allyloxychromones
 - 2.8.3 Thiochromones
 - 2.8.4 Styrylchromones
 - 2.8.5 Spiropyrans
 - 2.8.6 3-Naphthylmethoxychromones

3. Bichromones

3.1 3-Alkoxybichromones: effect of length of intermediate spacer

3.2 p-Xylylbichromones

3.3 o-Xylylbichromones: proximity effect

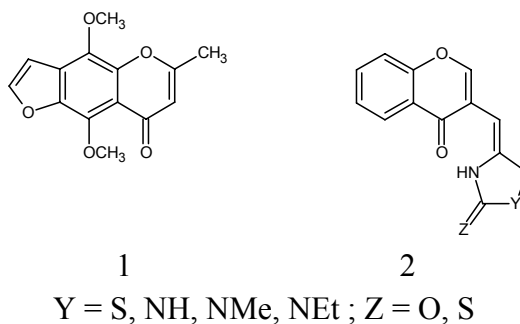
4. Summary

5. Acknowledgements

6. References

1. Introduction

Chromones¹ have been the subject of the considerable chemical interest in the past decades. They occur widely in nature and exhibit important biological as well as pharmacological activities.² They are photochemically very active and lead to the generation of some exotic heterocyclic compounds.³ Flavonoids⁴ are the chromones that are also most abundantly distributed in nature. Peucenin,⁵ eugenitol⁶ and isoeugenitol⁷ are some commonly occurring chromones. The chromones are also well known for their antioxidant,⁸ biocidal,⁹ wound healing,¹⁰ anti-inflammatory,¹¹ antiulcer,¹² and immune-stimulatory¹³ activities. Recently, some chromones are also reported as anti-HIV agents.¹⁴ Khellin¹⁵ **1** and 2,4-thiazolidenedione¹⁶ **2** are the chromones that are used as antispasmodic agent, in the treatment of angina pectoris and antidiabetic agent that improve peripheral insulin resistance in type-II diabetic patients respectively.



Scheme 1

These pharmacological activities have been the major incentives behind the synthesis of the chromones and their derivatives.

2. Chromones

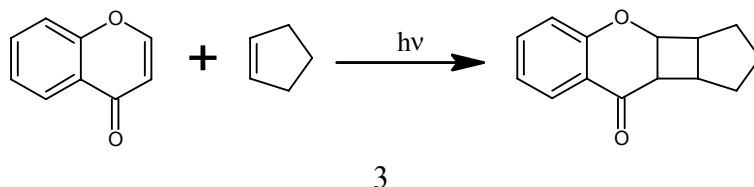
As chromones are present in all parts of the plant kingdom, they are exposed to sun light for longer durations of time that make them liable to undergo some photo-structural transformations.

As chromones are bichromophoric substrates that contain double bond as well as C=O group as the chromophoric units which can undergo photo-excitation either in isolation or in conjugation.

Chromones are known to undergo photocycloaddition, photodimerisation, photoisomerisation, photorearrangement, photooxidation-reduction and photocyclisation reactions involving both $n \rightarrow \pi^*$ and $\pi \rightarrow \pi^*$ transitions.

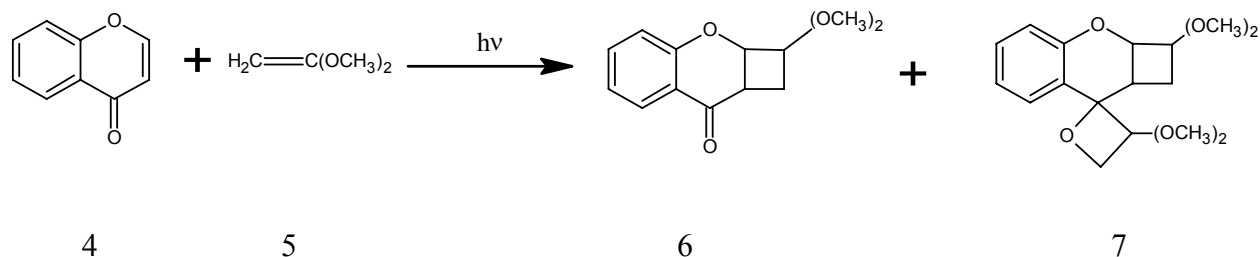
2.1 Photocycloaddition reactions

Photocycloaddition reactions of chromones with different olefins and related compounds are known to provide the products both through [3+2] and [2+2] π cycloaddition reactions. [2+2] π photocycloaddition reactions are extensively studied by Hanifin and Cohen.¹⁷ These photoaddition reactions involve an electrophilic attack by C-3 of chromone involving $n \rightarrow \pi^*$ triplet excitation with the fact that only phosphorescence is observed and no fluorescence is observed. It is consistent with the idea that intersystem crossing from $n \rightarrow \pi^*$ singlet to triplet should be rapid when singlet to triplet energy gap is small.¹⁸ Singlet- triplet energy gap for chromone in 2M THF is only about 5-kcal/mol.



Scheme 2

Irradiation of a solution of chromone **4** with 1,1-dimethoxyethylene **5** gave photoproducts **6** and **7**. But further studies have shown that **7** was a secondary photolysis product arising from **6**.

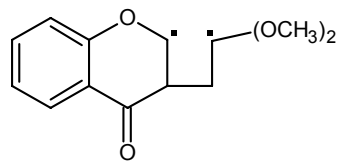


Scheme 3

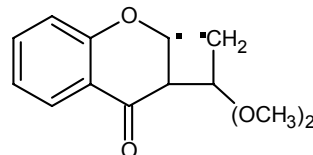
Large-coupling constant for these photocycloaddition products by [2+2] π addition revealed the cis orientation.¹⁹ The mechanism of cyclobutane formation is probably best described as an unsensitized^{19c} and electrophilic attack by C_α of the $n \rightarrow \pi^*$ chromone triplet on the most nucleophilic carbon atom of the olefin to give a 1,4-diradical intermediate such as **8a** followed

by formation of cyclobutane ring. Competition reaction might be depending upon the olefin used for initial H-abstraction.

If α attack

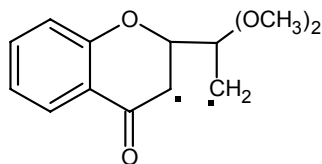


8a
(Most stable)

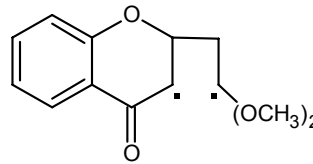


8b
(Most stable)

If β attack



9a
(Least stable)

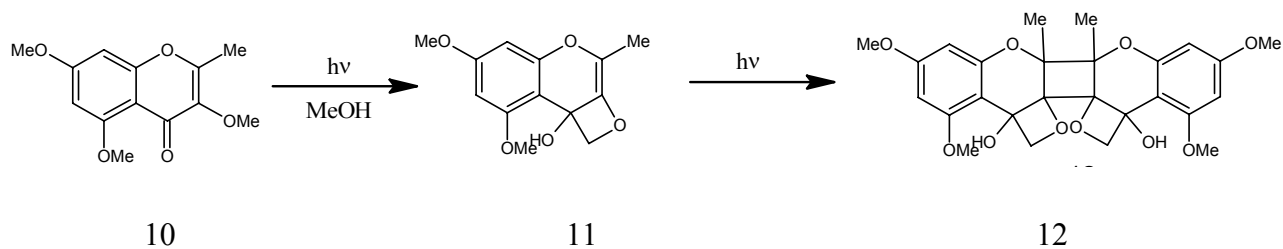


9b
(Most stable)

Scheme 4

2.2 Photodimerization

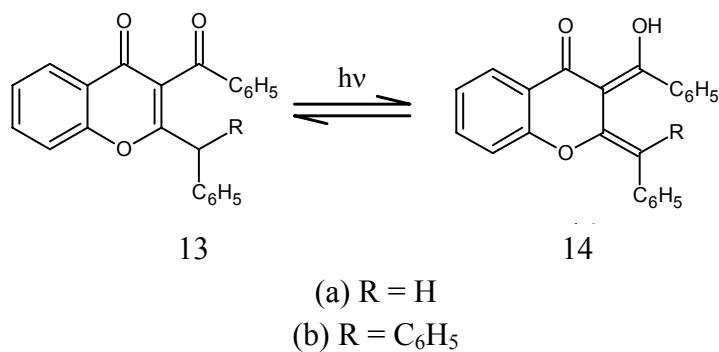
Mukerjee²⁰ and coworkers have reported the phototransformation of 3-methoxychromone **10** where H-abstraction coupled with dimerization has led to the formation of dimeric oxetanol **12**.



Scheme 5

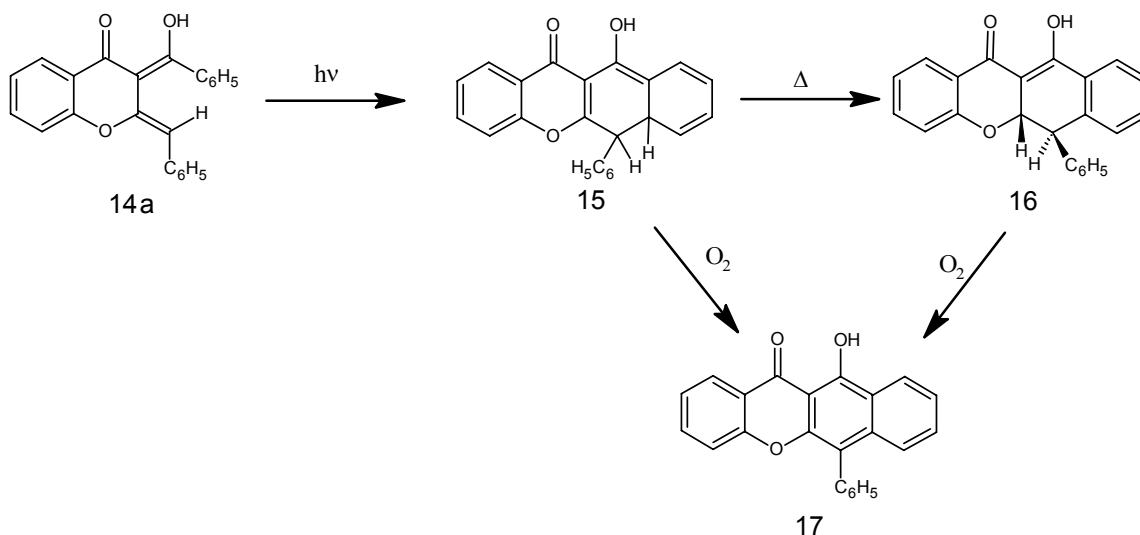
2.3 Photoisomerisation

Under photolytic conditions, the chromones undergo fast enolisation. Upon the irradiation of **13a** for 1-2 min., the orange photoenol **14a** was formed which displayed a λ_{\max} at 460 m μ . But orange color faded very quickly which led to the reformation of **13a**.^{21a}



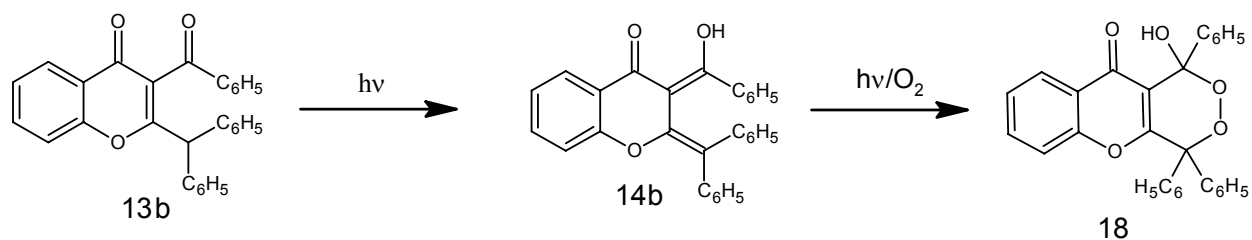
Scheme 6

Upon longer irradiation of **14a**, the photoenolisation coupled with cyclisation led to tetracyclic product^{21b} **15**.



Scheme 7

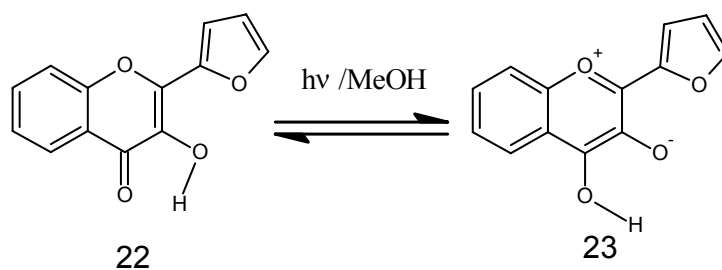
But the intensive irradiation of **13b** in the presence of oxygen provided the low yield of **14b** along with a new photoproduct **18**.



Scheme 8

2.4 Phototautomerization

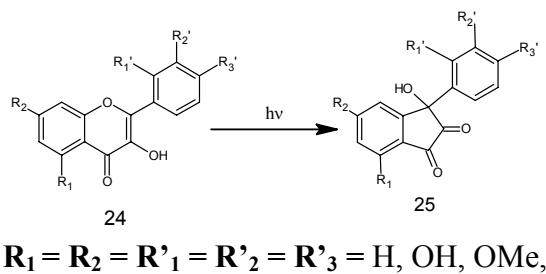
The discovery of the excited-state proton transfer in 3-hydroxychromones,²² as shown in scheme 9, has generated considerable interest in laser kinetic²³ and piezospectroscopic²⁴ study of the mechanism of phototautomerization.²⁵



Scheme 9

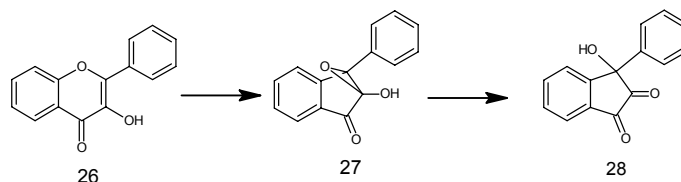
2.5 Photorearrangement

3-Hydroxyflavone also undergo photorearrangement leading to the formation of indan-1,2-diones. T. Matsuura *et al.*²⁶ have done a detailed study of 3-hydroxy-2-arylchromones **24** which provided 3-aryl-1,2-indandiones **25** upon irradiation in 1:1 benzene-isopropyl alcohol with light above 290 nm.



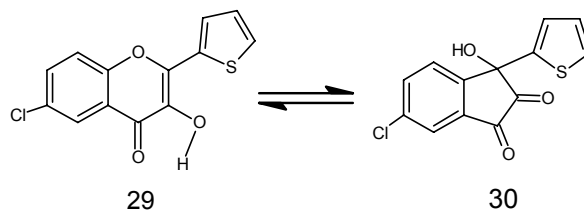
Scheme 10

The formation of **28** from **26** could be analysed through the intermediacy of 2,3-epoxy-2-hydroxy-1-indanone **27** which can be formed by a formal $[\sigma^2+\pi^2]$ cycloaddition.²⁷



Scheme 11

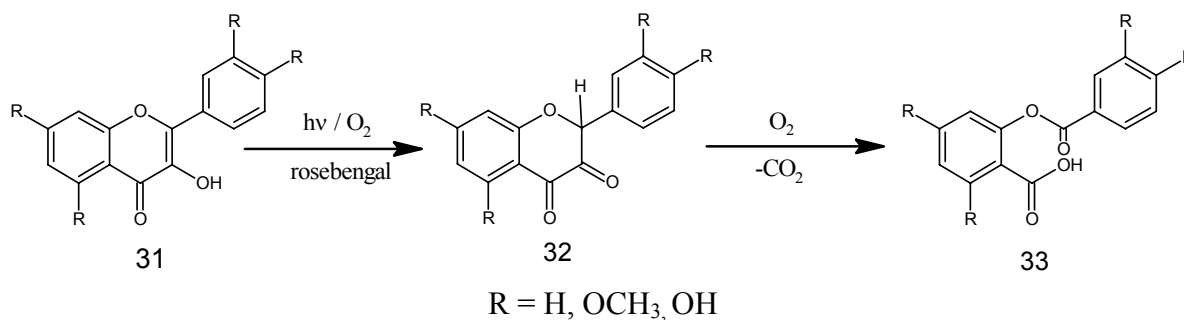
Recently, some work has been done in our lab upon the photolysis of 3-hydroxy-2-thienylchromone in cyclohexane²⁸ that also resulted similar type of ring contracted photoproduct **30**.



Scheme 12

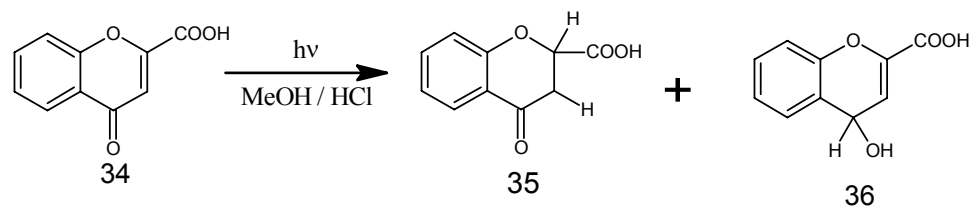
2.6 Photooxidation and reduction reactions

Chromones are also liable to undergo photo-oxidation²⁹ and photoreduction³⁰ that lead to a wide variety of products. Photo-oxidation of 3-hydroxyflavone **31** has been found to yield **32** and **33** as product through the reorganization and degradation.



Scheme 13

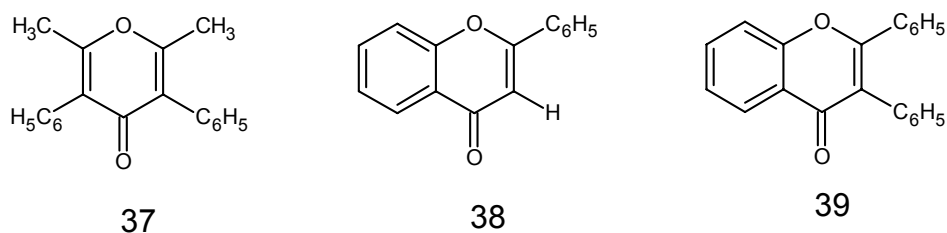
K. Ohara *et al.*³⁰ have made a detailed investigation on the photochemical reduction of chromones. Here, products **35** and **36** were obtained from the photoreduction of 2,3-double bond and >C=O group respectively.



Scheme 14

2.7 Laser flash photolysis

The laser flash photolysis of simple substituted 4-pyrones **37**, 2-phenylchromone **38** and 2,3-diphenylchromone **39** resulted in the formation of short lived triplets ($\tau_0^T=1-5 \mu\text{s}$, $\lambda_{\text{max}} = 330-365 \text{ nm}$) in high yields.³¹



Scheme 15

But, at room temperature, the triplets of **37** and **39** were poorly quenched by 1-methylnaphthalene ($E_T=59.6 \text{ Kcal/mol}$), diene ($E_T=59 \text{ kcal/mol}$) and ferrocene ($E_T=40\text{kcal/mol}$). In contrast, triplet of **38**, which has a lower E_T than **37** and **39**, was very efficiently quenched by these molecules.

Spectroscopic triplet energies (E_T) of **37**, **38** and **39** were estimated as 69, 62 and 67 Kcal/mol, respectively. The triplets of these **37** and **39** may probably undergo structural relaxation to geometric forms from which energy transfer to benzophenone would be of highly endothermic process.

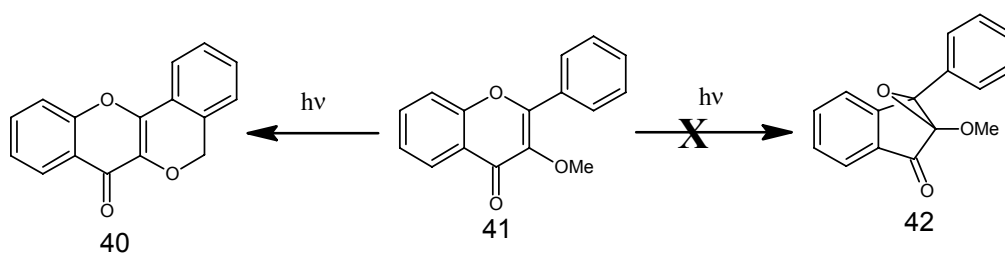
There were difference in the behavior of triplets of two chromones **38** and **39**. As it was evident from the quenching behaviors, the triplets of **38** that undergo very little or no relaxation while that in the case of **39** was pronounced. This difference was attributable to the fact that, while in the ground state the minimization of the nonbonding interaction involving the adjacent phenyl groups, occurred through the partial twisting of the phenyl groups from the plane of chromone moiety, in the triplet excited state it was effected by twisting about the ene.

2.8 Photoinduced H-abstraction

H-abstractions by the excited carbonyl chromophores have been the most investigated photochemical reactions. These H-abstractions can be manipulated for the generation of some exotic heterocyclic compounds.³²

2.8.1 3-Alkoxychromones

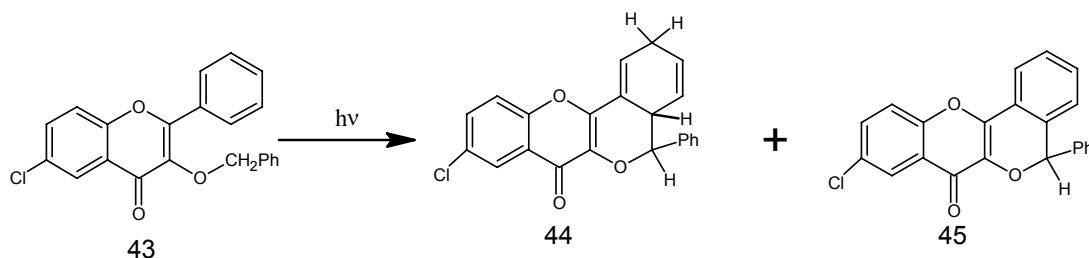
The phototransformations of the 3-alkoxychromones²⁹ **41** did not provide any ring contracted product **42** corresponding to **28** and **30**, but resulted tetracyclic compound **40** which could be ascribed from the intramolecular H-abstraction by photoexcited C=O group.



Scheme 16

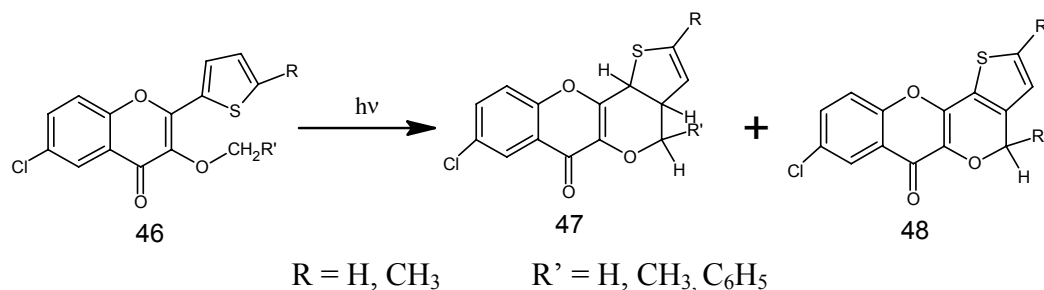
A product similar to **40** has also been known to be formed from 3-methoxyflavones by irradiation either under nitrogen³³ or oxygen.³⁴ It is also reported that the 5-hydroxyl group H-bonded to the 4-carbonyl that causes photoresistance in flavonoids.

When 3-benzyloxy group was present at position 3 instead of methoxy **43**, both dihydro **44** and aromatic **45** photoproducts were realized.^{35,39,40}



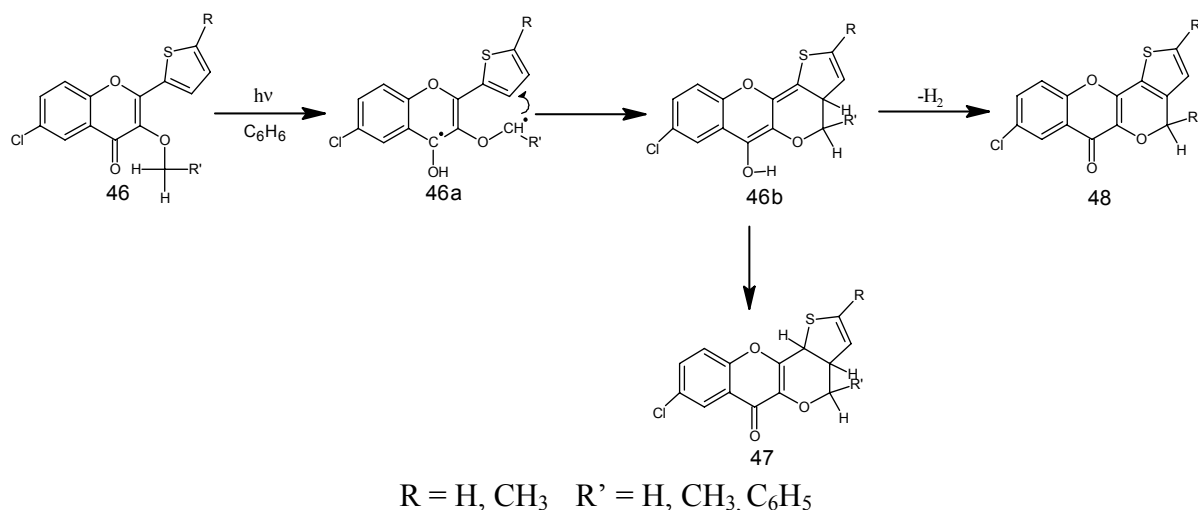
Scheme 17

Photoirradiation of a methanolic solution of 3-alkoxy-2-thienyl-4-oxo-4*H*-1-benzopyrans³⁶ **46** with pyrex filtered UV light led to cyclised **47** and cyclodehydrogenated **48** angular products involving both thiophene and alkoxy groups similar to **44** and **45**.



Scheme 18

Here, product distributions depend upon the substituents on the thiophene ring. This study explained that (i) How a thiophene moiety (stabilization energy (SE) 32 Kcalmol⁻¹) affect the product formation/distribution compared with a furan (SE = 16-18 Kcalmol⁻¹) or phenyl moiety (SE = 36 Kcalmol⁻¹) at C-2 and (ii) whether phototranspositions could become available in these photoreactions: a route common in the photolysis of 2-aryl/alkyl thiophenes.³⁷

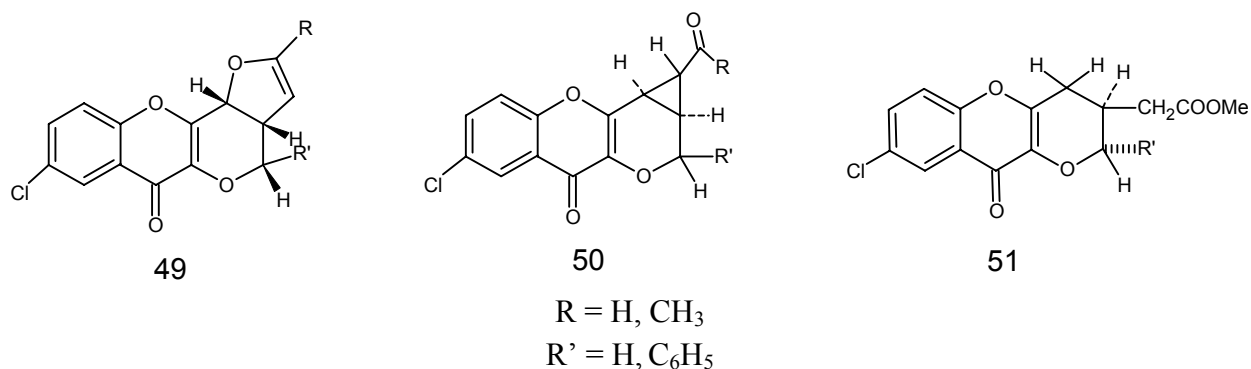


Scheme 19

Even the solvent polarity (C₆H₆, MeOH) did not have any significant influence on the product distributions. This suggests that the formation of **47** is intramolecular and probably occurs through a 1,5-sigmatropic migration, in enol **46a**, formed initially by the abstraction of hydrogen from 3-alkoxy group by the excited C=O group of the pyrone moiety.

Regarding the effect of the substitution at C-2 of the pyrone ring on product formation/distribution, an examination showed that in case of furyl, methylfuryl or methylthiophene chromones, only the photocyclised products similar to **47** were obtained. In others carrying phenyl or thiophene rings, both photocyclised, as **47** and photocyclodehydrogenated, as **48** are formed. For such results, the only assignable reason could be the difference in the electron density in the ring moiety at C-2.

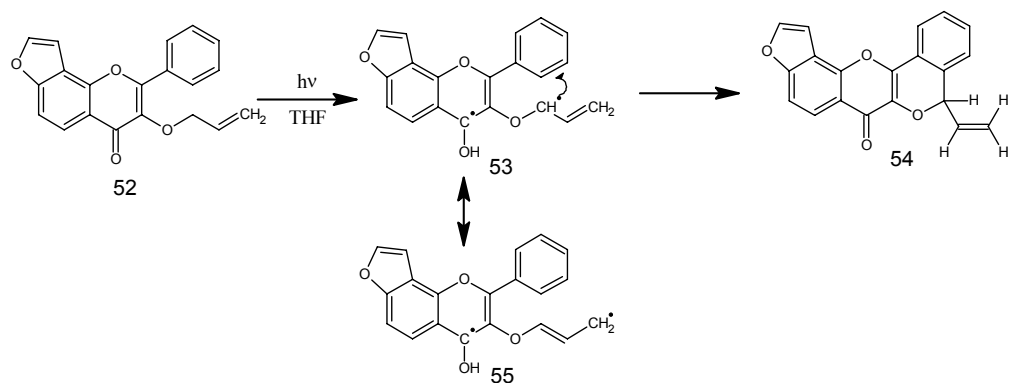
In phototransformations of 3-alkoxy-2-(2'-furyl)chromones³⁸ in dry benzene, no dehydrogenated product was obtained as discussed above. The primary product was a dihydrofuryl derivative **49** that further underwent photoringcontraction^{39,40} to a cyclopropyl carbonyl compound **50**. When photoirradiation was carried out in MeOH, then photoproduct **51** was also realized along with the **49** and **50**.



Scheme 20

2.8.2 3-Allyloxychromones

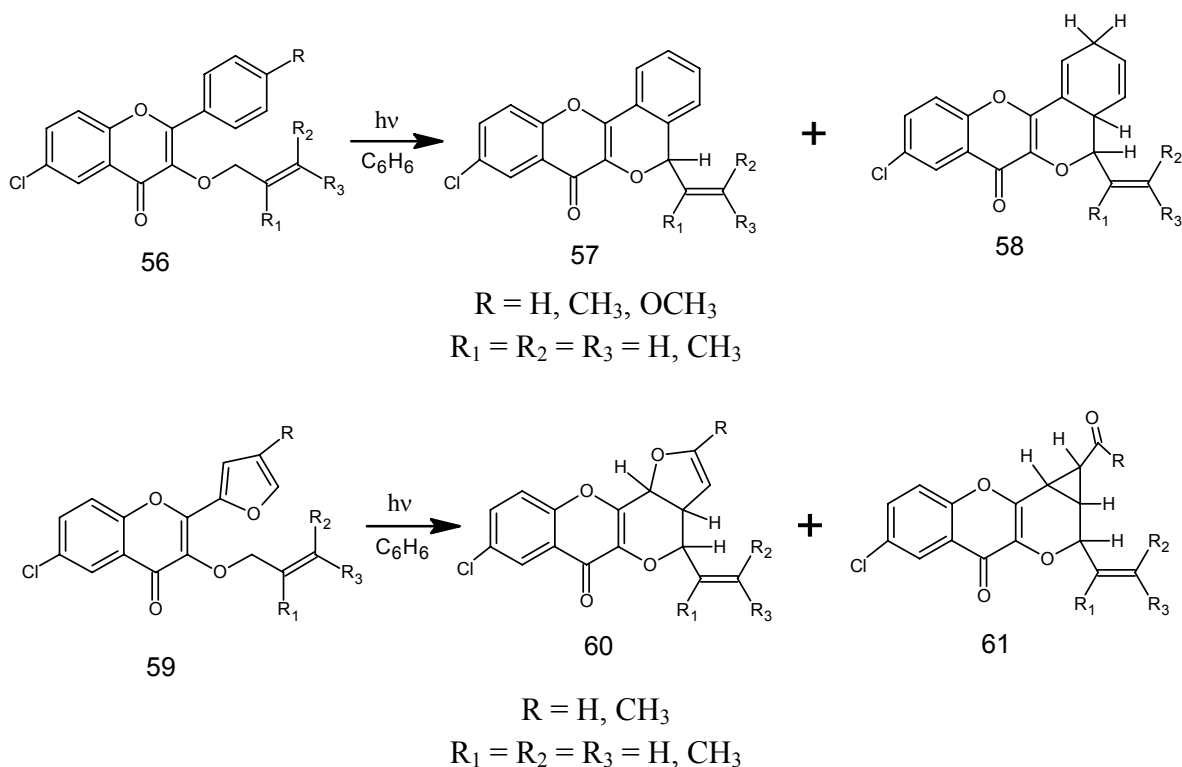
These intramolecular H-abstractions have also been studied on the 3-allyloxy-chromone like Karanjin and their derivatives,⁴¹ as shown in scheme 17.



Scheme 21

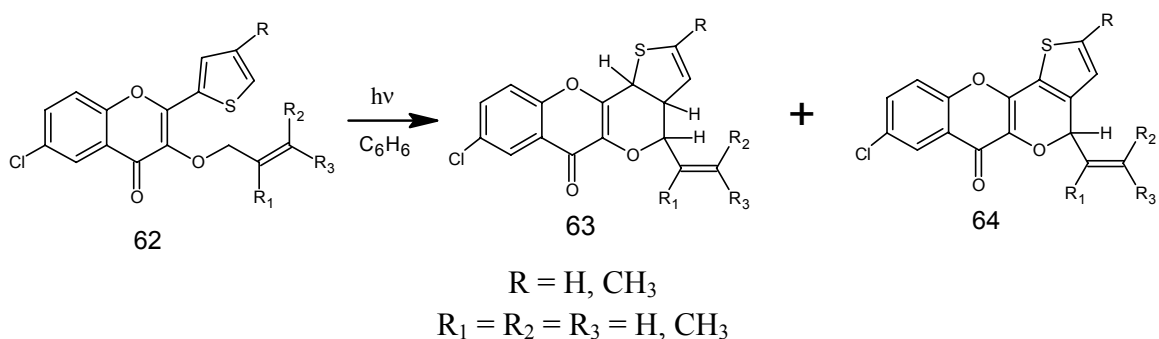
Here, the photoproduct **54** was obtained only from the 1,4-biradical **53** and 1,6-biradical **55** did not provide any such product. Further, some work has been done upon the photochemical transformations of 3-allyloxy-2-phenyl⁵⁷ **56** / furyl⁴² **59** / thienyl⁴³ **62** chromones.

Here, again the formation of photoproducts **57** and **58** from **56** and **60** & **61** from **59**, as shown in scheme 22, could be analyzed only through the involvement of 1,4-biradicals.



Scheme 22

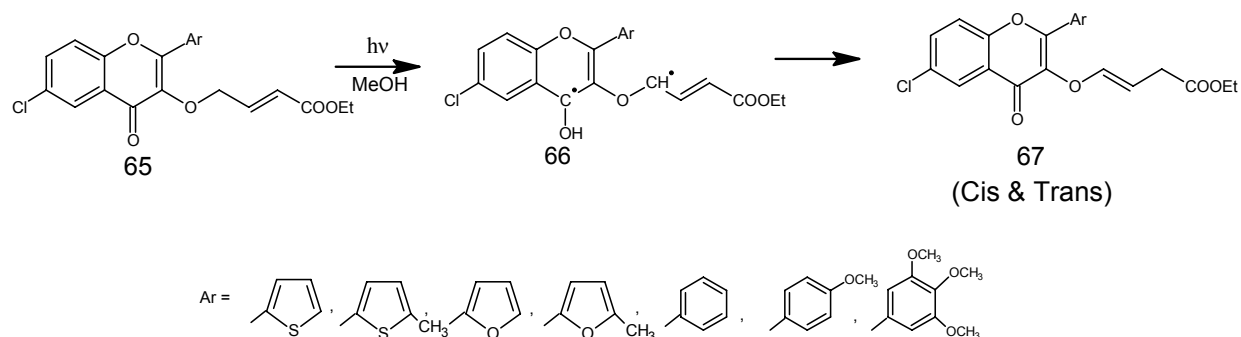
Mechanistically, the formation of photoproduct **61** may be ascribed again from the ring contraction³⁸ of the dihydroproduct **60**, it could not be directly obtained from the photolysis of **59**. That was conformed from the observations that further photoirradiation of **60** provided **61** as the photoproduct. Photolysis of 2-thienyl-3-allyloxy-chromones **62** under similar conditions also furnished tetracyclic photoproducts **63** and **64**.



Scheme 23

When electron captive group (-COOEt) was present upon the allyloxy group **65**, then initially formed 1,4-biradical **66** undergo mesomerization to yield vinyl ethers as the photoproduct,⁴⁴ **67**.

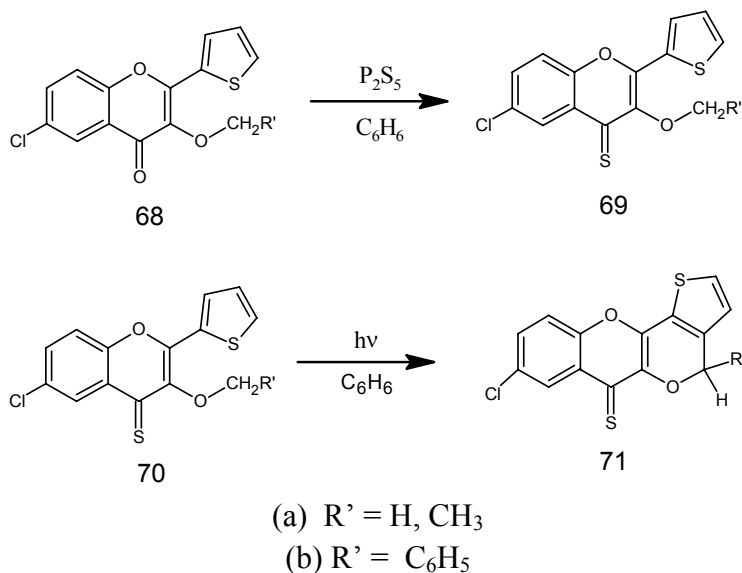
Many methods are available^{45,46} to obtain vinyl ethers, but this is the simplest method among them.



Scheme 24

2.8.3 Thiochromones

We have also studied the photolysis of some 3-alkoxy-thio-chromones⁴⁷ **68** to see the effect of thiocarbonyl chromophore ($>C=S$) in comparison to carbonyl group ($>C=O$) upon the photochemical H-abstraction. Here, again tetracyclic photoproduct **71** was realized.



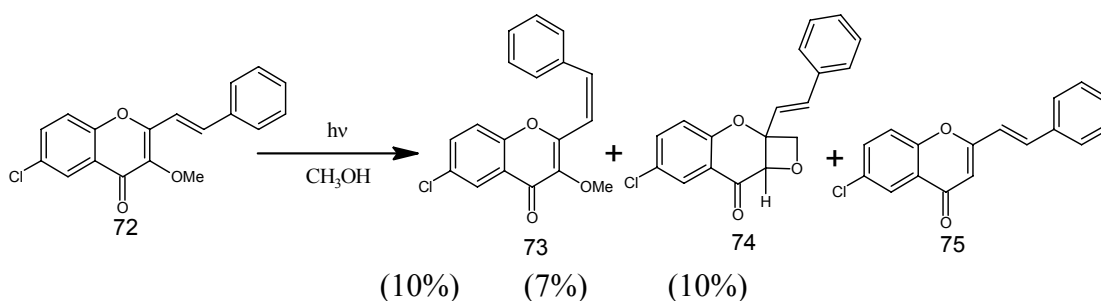
Scheme 25

Similar aromatic photoproducts were formed when phenyl or substituted phenyl group was present at 2-position of thiochromone (**69a** & **69b**) and similar chromones having $R' = H, CH_3$ and phenyl at C-2 position did not show any photoreactivity. The above photoreactions can be envisaged as being initiated through H-abstraction from 3-alkoxy group by excited $C=S$, for the H-abstraction, the energy of the excited $C=S$ group and the strength of 3-O-C-H bond need to be

compatible. The energy of the excited thiones⁴⁸ is known to be between 160-200 KJmol⁻¹. In aromatic and unstrained cyclic thiones these states lie well below the threshold for intramolecular chemical transformations, the quantum yield of net photochemical consumption of 4*H*-1-benzopyrone-4-thione⁴⁹ is 5×10^{-4} . Thus activation of C-H bond is necessary for reaction to occur. Though in chromones containing carbonyl group the H to be abstracted from 3-alkoxy group is activated by O-atom, does not seem to be adequate. A further activation is necessary and a phenyl group provides that.

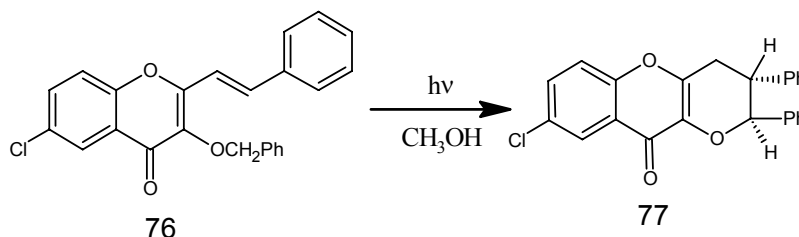
2.8.4 Styrylchromones

Phototransformations of some styrylchromones have also been studied in detail.⁵⁰ 3-alkoxy-2-styrylchromones on photoirradiation with UV light transformed into oxetanopyranones, pyranopyrones and pyranoalcohols. The products formed have been found to depend upon the structure of alkoxy group (methyl, benzyl and allyl) present at the β -position of the enone moiety. 6-chloro-3-methoxy-2-styrylchromone **72** on photoirradiation with pyrex filtered UV light furnished three products **73**, **74** & **75**.



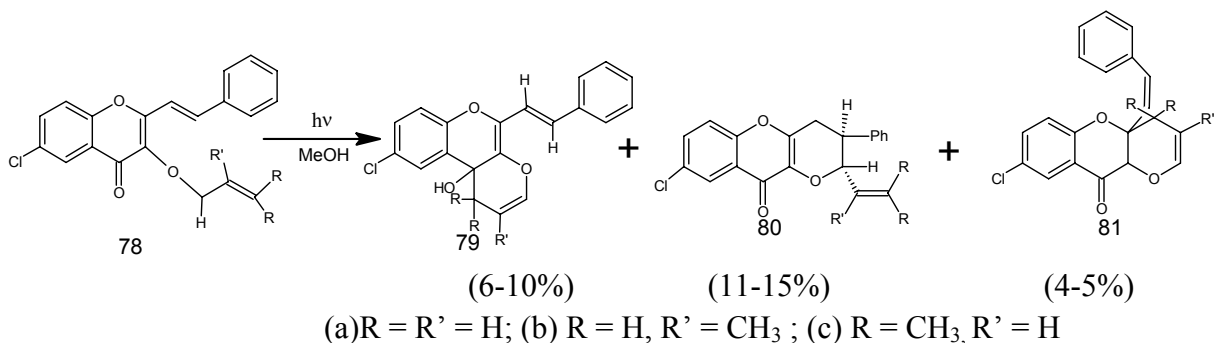
Scheme 26

On photoirradiation of 3-benzyloxy-2-styrylchromone **76** only a linear tricyclic pyranopyrone **77** photoproduct was obtained in 10% yield and no other compound could be isolated.



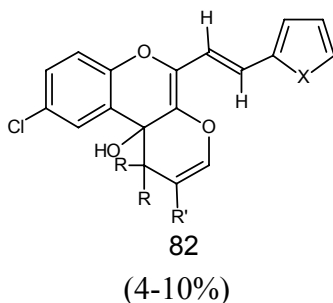
Scheme 27

Similarly, photoirradiation of other styrylchromone **78** provided following three photoproducts **79**, **80** and **81**. Out of which two are linear and one is angular.



Scheme 28

But when the styrylchromones containing electron rich heterocycles (thiophene, furan) in place of phenyl at C-2 were photoirradiated, then only compound that could be isolated were angular tricyclic pyranoalcohols **82**.^{51,52}



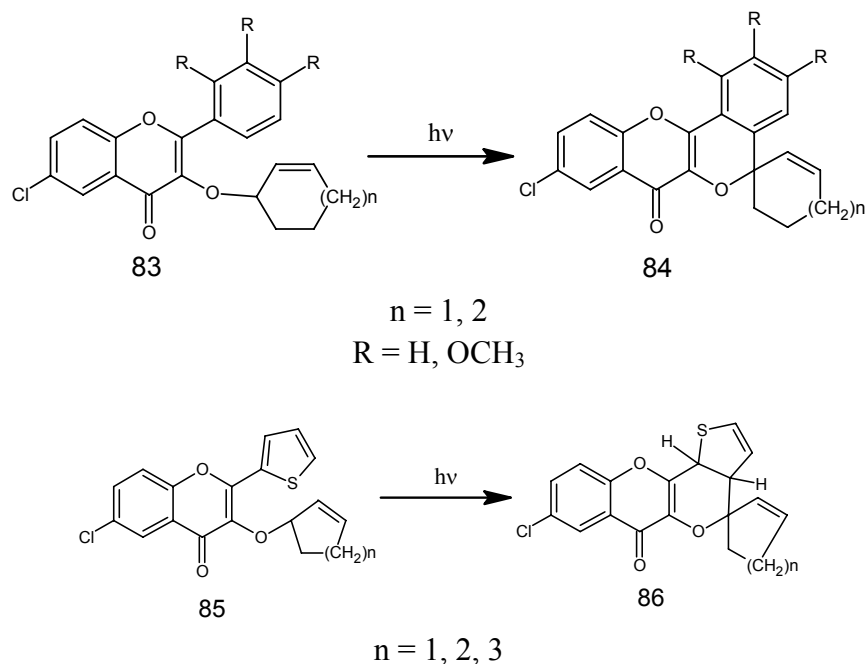
- (a) $R = H, R' = H, X = S$; (b) $R = H, R' = CH_3, X = S$
 (c) $R = H, R' = H, X = O$; (d) $R = H, R' = CH_3, X = O$

Scheme 29

Generally, these photo-conversions have also been rationalized through an initial H-abstraction by C=O group producing a 1,4-biradical^{35,36,53} but in allyloxy derivatives, cyclisations involved both 1,4 and 1,6-biradicals.

2.8.5 Spiropyrans: photochemical synthesis

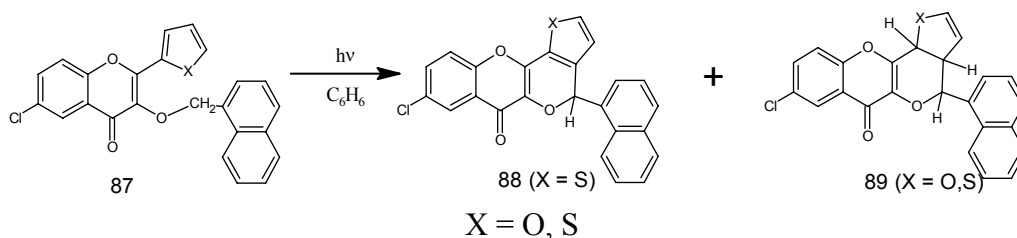
Spirocyclic systems find extensive uses in various fields⁵⁴ developed earlier by various methods.⁵⁵ A photochemical approach, as shown in scheme 30, towards the synthesis of complex spiropyrans⁵⁶ has been developed.



Scheme 30

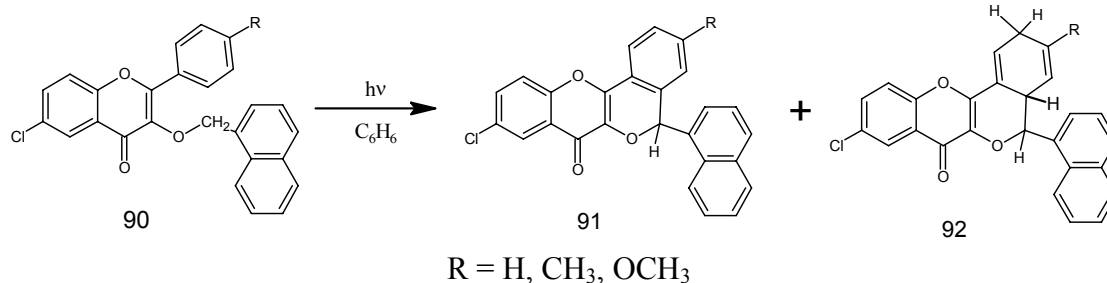
2.8.6 3-Naphthylmethoxychromones: Effect of substituent

In a recent study in our laboratory,⁵⁷ we have observed the effect of various substituents of 3-alkoxy group upon the photoproduct formations. Photoirradiation of 3-naphthylmethoxy-2-thienyl/furyl-chromone **87** under the N₂ environment for a just 25-30 minutes led to 85-90% conversion of the reactant into tetracyclic photoproducts **88** (45-50%) and **89** (20-25%).

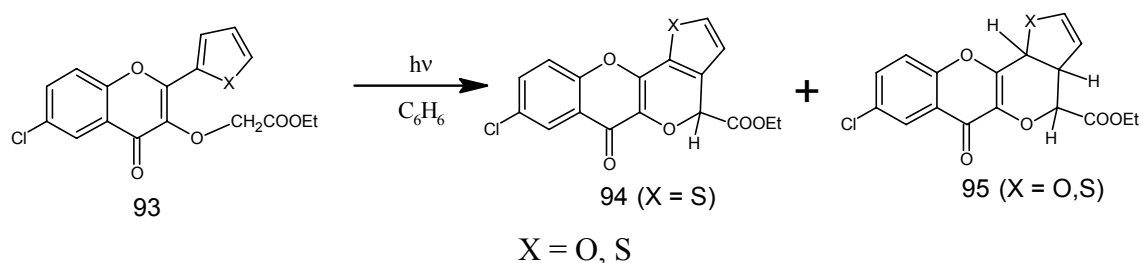


Scheme 31

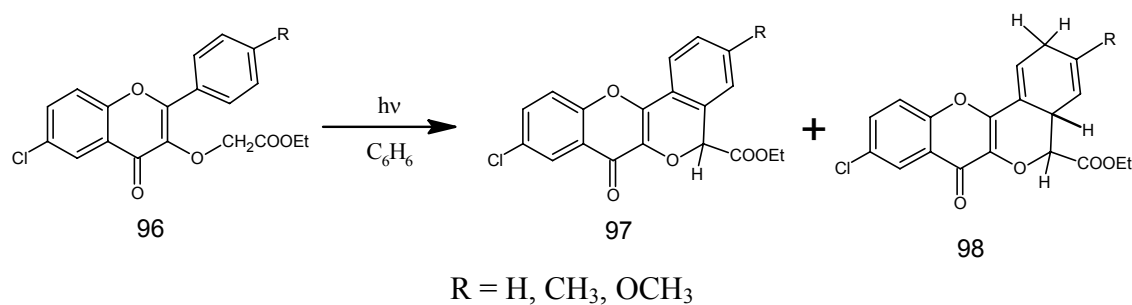
Similar photoirradiation of 2-phenyl-3-naphthylmethoxy-chromones **90** resulted the formation of hydrogenated **92** (20-25%) and dehydrogenated **91** (40-45%) tetracyclic products.

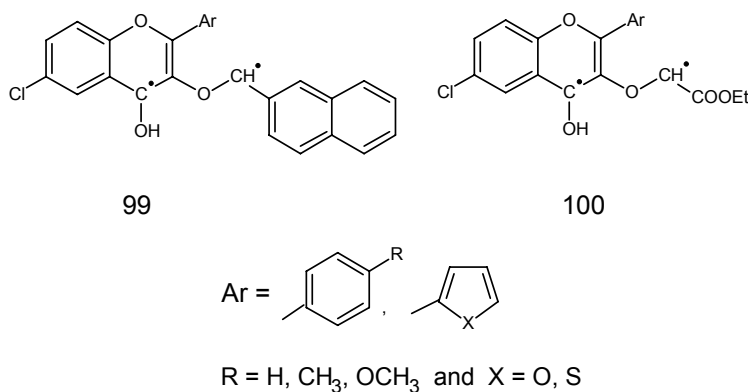
**Scheme 31a**

The better yields of the photoproducts in the above cases could be explained on the basis of the higher stabilities of 1,4-biradicals **99**, provided by the naphthalene moiety, involved in these photoreactions. But, when the naphthalene moiety was replaced by an electron captive group (-COOEt) **93**, then photoirradiation⁵⁷ resulted in the very low yields of the tetracyclic photoproducts **94** (10%) and **95** (5%) and always about 80% of starting material was recovered unreacted. In spite of our best efforts, we were unable to isolate any cyclopropyl carbonyl derivative similar to **50**, from the photolysis of 2-furylchromones **87** and **93**.

**Scheme 31b**

Similar results (**97** and **98**) were observed when 2-phenylchromones **96** were photoirradiated in benzene, as shown in scheme 32. These observations may be ascribed to the lesser stability of the intermediate 1,4-biradical **100** than **99**. Here, it appears that radical stabilizing effect of the ester group is offset by its inductive effect.⁵⁸

**Scheme 32**



Scheme 32a

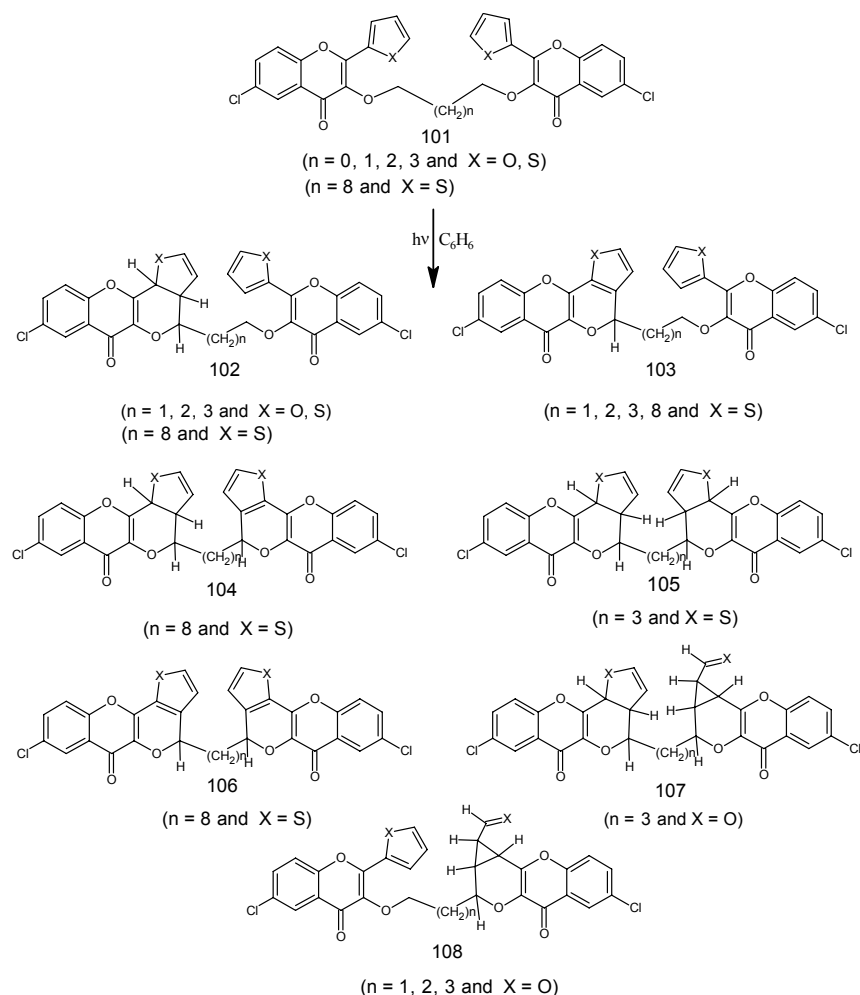
3. Bischromones

Bischromones are the bichromophoric compounds that are formed by joining the two chromone nuclei together through the carbon chains of varying length and structure. Some of the bischromones have been found to exhibit some important pharmacological⁵⁹ properties. In the literature, some methods are reported about the synthesis of bischromones, which are either very difficult or may require some very precious and toxic reagents.⁶⁰⁻⁶² But, in our lab, a very general and simple approach has been developed for the synthesis of bischromones.⁶³ These synthesis were carried out in the presence of Bu₄N⁺I⁻ as PTC which not only decreased the reaction time drastically but also improved the yield of the bischromones. Bischromones are also photochemically active specially their 3-alkoxy derivatives.

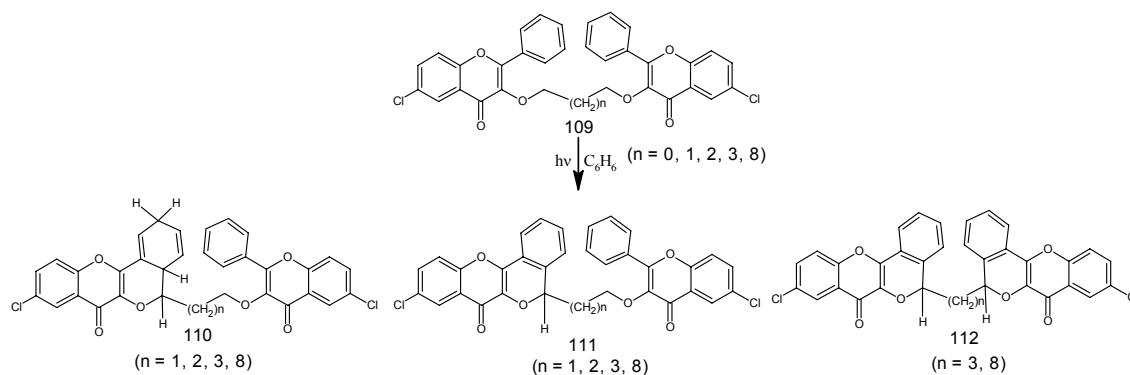
3.1 3-Alkoxybischromones: Effect of length of intermediate spacer

Recently we have reported solution phase photolysis of 3-alkoxy-2-phenyl/thienyl⁶³/furyl⁴² bischromones, as shown in scheme 33 and 34. Our interest in these photoreactions were many folds: (i) 2,3- double bond of pyrone ring may undergo intramolecular [2+2] photocycloaddition reaction (ii) Photoreactions may be initiated through the γ -H-abstraction by the photo excited carbonyl (C=O) chromophore from -OCH₂-group. The behavior of these bischromones towards photolysis seems dependent upon the length of the alkyl chain joining the two chromone nuclei. That is, there is no reaction when n=0, reaction occurs only on one side when n=1 and 2, and involves both sides of the molecules when n=3 and 8.⁴³ This may be rationalized on the basis of intramolecular complex formation between the two chromone moieties in these molecules. Herein, the governing factor could be the lifetime of the excited states involved and the free energy change accompanying the reactions. The possibility of the formation of the intramolecular complex is limited by the probability of overlapping of the two nuclei bearing the chromophores in the lifetime of the excited states involved. An intramolecular complex

formation can lead to the deactivation. An increase in the length of intervening alkyl chain shall increase the number of rotamers. Consequently, this decreases the tendency of intramolecular complex formation and deactivation of the excited state in turn. This is corroborated by the observation that the recovery of the starting bischromones was more than the 95% when $n=0$, ~60% when $n=1$ or 2, ~20% when $n=3$ and only 5% when $n=8$.⁴³ Although the possibility of the formation of the photoproducts similar to **104** and **105** from bischromones **101** ($n=1$ and 2) can not altogether be excluded, we were unable to isolate such products. However, investigations upon the photolytic behavior of the biscoumarins⁶⁴⁻⁶⁶ and bispyrones,⁶⁷ the intramolecular cycloadditions involving the double bond of the pyrone ring have been reported; however in this study, no such intramolecular [2+2] photocycloaddition was observed and reaction occurred only through the H-abstractions. The intermolecular [2+2] photocycloadditions on 4-oxo-4*H*-pyrones is well documented.^{17,19,68}



Scheme 33

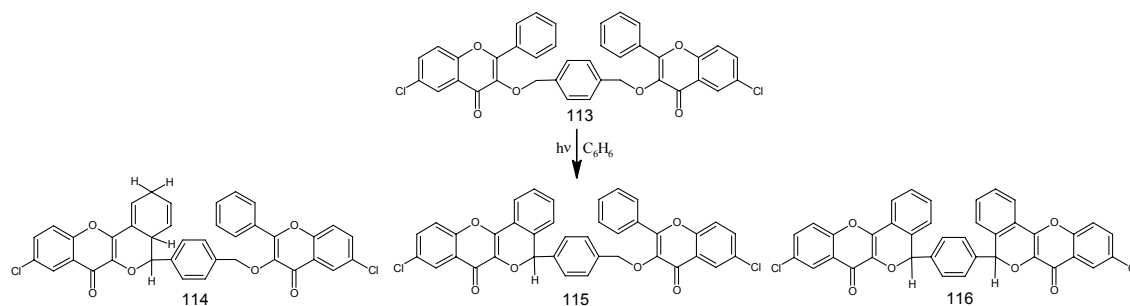


Scheme 34

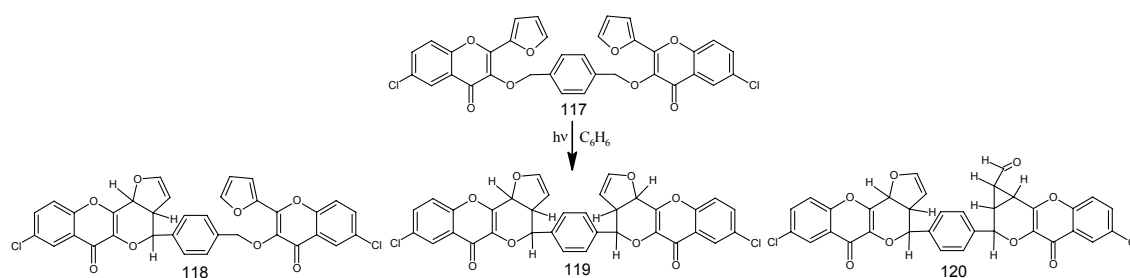
3.2 *p*-Xylylbischromones

Further to study the behaviour of the intermediate 1,4-biradicals and affect of their stabilities upon the photoproduct formations and their distributions, these phototransformations were extended upon the bischromones built around *p*-xylyl moiety.⁶⁹

In these bischromones also the photoproduct could be realized only through the intramolecular photo-H-abstraction. But, it is important to mention here that the photolysis of **113** and **117** provided the better yields of the resulting photoproducts **114-16** and **118-20** in comparison to similar photoproducts obtained from **101** and **109**. This could be ascribed to the greater stabilities of benzylic-1,4-biradicals involved in **113** and **117** than the alkyl 1,4-biradicals produced by **101** and **109**.



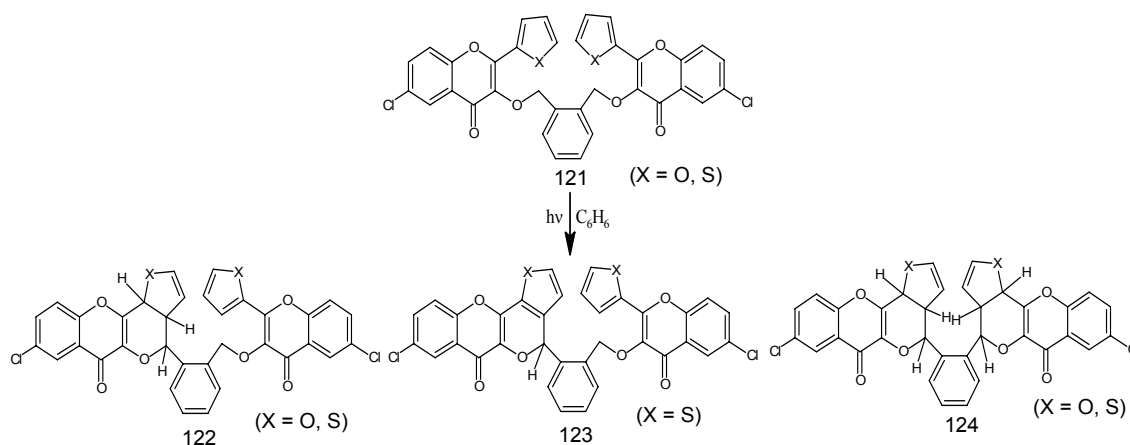
Scheme 35



Scheme 36

3.3 o-Xylylbischromones: proximity effect

In a recent study, photoirradiation of bischromones built around o-xylyl moiety⁷⁰ showed the greater proximity effect and the restricted conformational mobility of the two chromophores on the photoreactions. When o-xylylbischromones **121** were photoirradiated, it resulted **122**, **123** and **124** as the photoproducts.



Scheme 37

The chemical efficiency of these photoreactions was poor as the recovery of the bischromones **121** has been around 80% and this was in spite of the fact that photoreactions here were initiated through the involvement of benzylic hydrogens. This might be explained on the basis of the ease of intramolecular complex formation between the two units of the substrate that may come in close proximity to each other in one of the conformation leading to the deactivation of the excited molecule. This proximity factor also found support from earlier reports where the bischromone with ethylene ($n = 0$ in **101** and **109**) as spacer failed to undergo any photoreaction whereas in the p-xylene based bischromone, the recovery of substrate was around 40%. In the later, the chromones were too far apart to be involved in complex formation.

4. Summary

Chromones and bischromones especially their 3-alkoxy derivatives provide themselves interesting substrates to study their photochemical reactions as these compounds undergo very easy intramolecular H-abstractions to yield numerous important tetracyclic products that are otherwise not possible to prepare under the normal thermal routes. The mild conditions under which these reactions are performed without the use of any precious and toxic reagents means that these synthesis are clearly of immense utilities in the area of synthetic organic chemistry for the development of

exotic compounds. Thus, these chemical routes present an opportunity for the development of clean and green methods of the product formations.

The photolysis of 3-allyloxy-chromones bearing an electron captive substituent(-COOEt) and 3-cycloalkoxy-chromones offer simple and unique strategies for the synthesis of vinyl ethers and complex spiropyrans respectively. One area in which we see huge synthetic potential is in the bichromones and chromones based cyclophanes. Studies of these cyclophanes will provide an important contribution in the area of host guest relationship and supramolecular photochemistry.

In our present researches, we are focusing to investigate these photo H-abstractions in the bichromones built around trans-2-butenes, 2-butyne, cycloalkenes and heterocyclic rings like pyrrole, thiophene, furan and pyridine. This work will guide us to comment upon the various factors controlling the stabilities of the intermediate 1,4-biradicals and thus the product formations and their distributions in these photoreactions. As such, future of photochemistry of 3-alkoxychromones and bichromones look particularly bright and fruitful.

5. Acknowledgements

The Author is highly thankful to Prof. N.R. Dhamiwal, Head, Department of Chemistry, Punjabi University, Patiala for providing the necessary facilities.

6. References

1. Ellis, G. P. In *Chromenes, Chromanones and Chromones*; Weissberger, A.; Taylor, E. C. Eds.; John Wiley & Sons: New York, 1977; pp 1-10.
2. (a) Cutting, W. C.; Dreisbach, R. H.; Azima, M.; Neff, B. J.; Brown, B. J.; Wray, J. *Stanford Med. Bull.* **1951**, *9*, 236. (b) Mentzer, C.; Meunier, P.; Lecocq, J.; Billet, D.; Xuong, D. *Bull. Soc. Chim. Fr.*, **1945**, *12*, 430. (c) Cox, J. S. G. *Nature (London)* **1967**, *216*, 1328. (d) Orr, T. S. C.; Pollard, M. C.; Gwilliam, J.; Cox, J. S. G. *Clin. Exp. Immunol.* **1970**, *7*, 745.
3. (a) Bouanani, H.; Gayoso, J. *C.R. Acad. Sci. Paris, Ser. C.* **1973**, *273*, 399. (b) Saburi, Y.; Yoshimoto, T.; Minami, K. *Nippon Kagaku Zasshi* **1971**, *92*, 552.
4. Middleton, E.; Kandaswami, C. In *The Flavonoids - Advances in Research since 1986* Horbone, J. B. Ed.; Chapman and Hall: London, 1994; pp 619.
5. Spath, E.; Eiter, K. *Ber.* **1941**, *74(B)*, 1851.
6. Fox, C. H.; Huneck, S. *Phytochemistry* **1969**, *8*, 1301.
7. Schmid, H.; Bolleter, A. *Helv. Chim. Acta* **1949**, *32*, 1358.
8. Jovanovic, S. V.; Steenken, S.; Tomic, M.; Marjanovic, B.; Simic, M. G. *J. Am. Chem. Soc.* **1994**, *116*, 4846.

9. (a) Sachhar, S. P.; Tripathi, N.; Singh, A. K. *Ind. J. Chem.* **1987**, *26(B)*, 493. (b) Weidenborner, M.; Hindrof, H.; Jha, H. C.; Tsotsonos, P. *Phytochemistry*, **1990**, *29*, 1103. (c) Weidenborner, M., Jha, H. C. *Sci.* **1993**, *38*, 347.
10. Grindlay, D.; Reynolds, T. *J. Ethnopharmacology* **1986**, *16*, 117.
11. (a) Davis, R. H.; Leitner, M. G.; Ruiso, J. M.; Byrne, M. E. *J. Am. Podiatric Med. Assoc.* **1989**, *79*, 263. (b) Udupa, S. L.; Udapa, A. L.; Kulkarni, D. R. *Fitoerapia* **1994**, *LXV*, 141.
12. Hirata, T.; Suga, T. *Bull. Chem. Soc. Jap.* **1978**, *51*, 842.
13. Womble, D.; Helderman, J. H. *Int. J. Immunopharmac.* **1988**, *10*, 967.
14. Yu, D.; Brossi, A.; Kilgore, N.; Wild, C.; Alloway, G.; Lee, K. H. *Bioorg. Med. Chem. Lett.* **2003**, *13(9)*, 1575.
15. Rouwald, H. W.; Brehm, O.; Odenthal, K. P. *Planta Med.* **1994**, *60*, 101.
16. (a) Dow, R. L.; Kreutter, D. K. *Ann. Rep. Med. Chem.* **1995**, *30*, 159. (b) Lohray, B. B.; Bhushan, V.; Rao, P. B. *et al. J. Med. Chem.* **1998**, *41*, 1619. (c) Singh, G.; Singh, L.; Ishar, M. P. S. *Tetrahedron* **2002**, *58*, 7883.
17. Hanifin, J. W.; Cohen, E. *J. Am. Chem. Soc.* **1969**, *91*, 4494.
18. Turro, N. J. *Molecular Photochemistry*; W. A. Benjamin Inc.; New York: N.Y. **1965**, *vol.* 46.
19. (a) Hanifin, J. W.; Cohen, E. *Tetrahedron Lett.* **1966**, 1419. (b) Blackburn, G. M.; Davis, R. J. H. *Chem. Commun.* **1965**, 215. (c) Hanifin, J. W.; Cohen, E. *Tetrahedron Lett.* **1966**, 5421.
20. Gupta, S. C.; Mukerjee, S. M. *Tetrahedron Lett.* **1973**, *51*, 5073.
21. (a) Huffman, K. R.; Loy, M.; Ullman, E. F. *J. Am. Chem. Soc.* **1965**, *87*, 5417. (b) Henderson Jr., W. A., Ullman, E. F. *J. Am. Chem. Soc.* **1965**, *87*, 5424.
22. Sengupta, P. K.; Kasha, M. *Chem. Phys. Lett.* **1979**, *68*, 382.
23. (a) Woolfe, G. J.; Thistlewaite, P. J. *J. Am. Chem. Soc.* **1981**, *103*, 6916. (b) Itoh, M.; Kurokawa, H. *Chem. Phys. Lett.* **1982**, *91*, 487. (c) Itoh, M.; Tokumura, K.; Tanimoto, Y.; Okada, Y.; Takeuchi, H.; Obi, K.; Tanaka, I. *J. Am. Chem. Soc.* **1982**, *104*, 4146.
24. (a) Salaman, O. A.; Drickamer, H. G. *J. Chem. Phys.* **1981**, *75*, 572. (b) Salaman, O. A.; Drickamer, H. G. *J. Chem. Phys.* **1982**, *77*, 3329.
25. Bader, A. N.; Pivovarenko, V.; Demchenko, A. P.; Ariese, F.; Gooijer, C. *Spectrochim. Acta A.* **2003**, *59*, 1593.
26. Matsuura, T.; Takemota, T.; Nakashima, R. *Tetrahedron* **1973**, *29*, 3337.
27. Woodward, R. B.; Hoffman, R. *The Conservation of Orbital Symmetry*, 1970, pp 89.
28. Bala, R.; Bansal, W. R.; Yusuf, M. unpublished results.
29. (a) Matsuura, T.; Matsushima, H.; Sakamoto, H. *J. Am. Chem. Soc.* **1967**, *89*, 6370. (b) Matsuura, T.; Matsushima, H.; Nakashima, R. *Tetrahedron* **1970**, *26*, 435.
30. Ohara, K.; Mukai, K. *Chem. Phys. Lett.* **2000**, *317(6)*, 619.
31. Bhattacharya, K.; Ramaiah, D.; Das, P. K.; George, M. V. *J. Phys. Chem.* **1986**, *90*, 5984.
32. (a) Wargner, P. J. *Acc. Chem. Res.* **2001**, *34(1)*. (b) Wargner, P. J.; Klan, P. *J. Am. Chem. Soc.* **1999**, *121*, 9625. (c) Wagner, P. J.; Sobczak, M.; Park, A. *J. Am. Chem. Soc.* **1998**, *120*, 2488. (d) Zond, A.; Park, A.; Wagner, P. J. *J. Am. Chem. Soc.* **1997**, *62*, 2326.

33. (a) Waiss Jr., A. C.; Corse, J. *J. Am. Chem. Soc.* **1965**, *87*, 2068. (b) Waiss Jr., A. C.; Lee, A.; Corse, J. *J. Am. Chem. Soc.* **1967**, *89*, 6213.
34. Matsuura, T.; Matsushima, H. *Tetrahedron* **1968**, *24*, 6615.
35. Yadav, N. S.; Dhawan, S. N.; Gupta, S. C. *J. Ind. Chem. Soc.* **1990**, *67*, 770.
36. Gupta, S. C.; Sharma, S.; Saini, A.; Dhawan, S. N. *J. Chem. Soc., Perkin Trans 1* **1999**, *16*, 2391.
37. Wynberg, H.; Driel, H. V.; Buler, J. *J. Am. Chem. Soc.* **1967**, *89*, 3492.
38. Gupta, S. C.; Saini, A.; Kumar, D.; Yadav, N. S.; Chand, K.; Mor, S.; Dhawan, S. N. *J. Chem. Soc., Perkin Trans. 1* **1995**, 177.
39. Francis, B.; Sherwood, A. G. *Can. J. Chem.* **1970**, *48*, 25.
40. Scribe, P.; Nouet, C.; Wieman, J. *Tetrahedron Lett.* **1970**, 4375.
41. Gupta, S. C.; Mukerjee, S. K. *Ind. J. Chem.* **1973**, *11*, 1263.
42. Sharma, S. Ph.D. Thesis, Kurukshetra University, Kurukshetra, 1999.
43. Yusuf, M. Ph.D. Thesis, Kurukshetra University, Kurukshetra, 2002.
44. Gupta, S. C.; Yusuf, M.; Sharma, S.; Arora, S. *Tetrahedron Lett.* **2002**, *43*, 6875.
45. (a) Anderson, C. M.; Lorsson, J.; Hallberg, A. *J. Org. Chem.* **1990**, *55*, 5757. (b) Gassman, P. G.; Burns, S. J. *J. Org. Chem.* **1988**, *53*, 5574. (c) Posner, G.H.; Wettlaufer, D. G. *J. Am. Chem. Soc.* **1986**, *108*, 7373. (d) Groot, A. De; Jansen, B. J. M. *Synth. Commun.* **1983**, *13*, 985.
46. (a) Buehler, C. A.; Pearson, D. E. In *Survey of Organic Synthesis*, John Wiley and Sons: New York, 1977, Vol. 2, pp 335-344. (b) Pine, S. H.; Zahler, R.; Evans, D. A.; Grubbs, R. H. *J. Am. Chem. Soc.* **1980**, *102*, 1980. (c) Marski, M.; Gladysz, J.A. *Tetrahedron Lett.* **1982**, *23*, 631. (d) Marsi, M.; Gladysz, J.A. *Organometallics* **1982**, *1*, 1467. (e) Vatele, J.M. *Tetrahedron Lett.* **1984**, *25*, 5997.
47. Gupta, S. C.; Sharma, S.; Yusuf, M.; Arora, S.; Saini, A.; Kamboj, R. C.; Dhawan, S. N. *J. Chem. Res.(s)* **2002**, 165.
48. Steer, R. P.; Ramamurthy, V. *Acc. Chem. Res.* **1988**, *21*, 380.
49. Maciejewski, K.; Szymanski, M.; Steer, R. P. *Chem. Phys.* **1988**, *124*, 143.
50. (a) Gupta, S. C.; Yusuf, M.; Sharma, S.; Saini, A.; Arora, S.; Kamboj, R. C. *Tetrahedron* **2004**, *60*, 8445. (b) Gupta, S. C.; Yadav, N. S.; Dhawan, S. N. *Ind. J. Chem.* **1991**, *30(B)*, 790.
51. (a) Mazzucato, U. *Pure Appl. Chem.* **1982**, *54*, 1705. (b) Laarhoven, W. H. *Rec. J.R. Neth. Chem. Soc.* **1983**, 185 and 241.
52. Mallory, F. B.; Mallory, C. W. *Organic Reactions*, John Wiley Sons: New York 1984, Vol. 1, p 30.
53. Feigenbaum, A.; Fort, Y.; Pete, J. P.; Scholler, D. J. *J. Org. Chem.* **1986**, *51*, 4424.
54. Chabers, M. S.; Baker, R.; Bilington, D. C.; Knight, A. K.; Middlemiss, D. N.; Wong, E. H. *F. J. Med. Chem.* **1992**, *35*, 2033.

55. (a) Dessauer, R.; Paris, J. P. *Advances in Photochemistry*, **1963**, *1*, 275. (b) Chauhan, M. S.; Kinnin, D. M. *Can. J. Chem.* **1981**, *59*, 2223. (c) Cacioli, P.; Mackay, M. F. *J. Reiss, Tetrahedron Lett.* **1980**, 4973. (d) Kave, H. J. *Synthesis* **1979**, 886.
56. Gupta, S. C.; Saini, A.; Sharma, S.; Kapoor, M.; Dhawan, S. N. *Tetrahedron Lett.* **1996**, *37*, 8913.
57. Kumar, R.; Yusuf, M. unpublished results.
58. Wagner, P. J. *J. Am. Chem. Soc.* **1970**, *4*, 168.
59. (a) Cox, J. S. G. *Adv. Drug Res.* **1970**, *5*, 177. (b) *Chem. Abstr.* **1967**, 100002.
60. (a) Harnish, H. *Liebigs Ann. Chem.* **1972**, *8*, 765. (b) Glozman, S. M.; Troitskaya, V. S.; Vinokurov, V. G.; Zagorevskii, V. A. *Chem. Heterocycl. Compd.* **1969**, *19*, 5. (c) Ermili, A.; Roma, G.; Balbi, A. *Farm., Ed. Sci.* **1974**, *29*, 247. (d) Hazard, R.; Wall, E. N. *Brit. Patent*, **1973**, *1*, 324, 571.
61. (a) *Chem. Abstr.* **1973**, *79*, 126313. (b) Dean, F. M.; Frankham, D. B.; Hatanm, N.; Hill, A. W. *J. Chem. Soc.* **1969**, *C*, 704.
62. (a) Barber, G.; Ellis, G. P.; Shaw, D. *J. Med. Chem.* **1973**, *16*, 87. (b) Bandyopadhyay, C.; Sur, R. K.; Das, H. K. *J. Chem. Res., Synop. I* **1999**, 598, 2561.
63. Gupta, S. C.; Yusuf, M.; Arora, S.; Sharma, S.; Kamboj, R. C.; Dhawan, S. N. *Tetrahedron*, **2002**, *58*, 3095.
64. Leenders, L.; De Schryver, F.C. *Angew. Chem.* **1971**, *83*, 359.
65. Leenders, L.; Schouteden, E.; De Schryver, F. C. *J. Org. Chem.* **1973**, *38*, 957.
66. Gervaisand, J.; De Schryver, F. C. *Photochem. Photobiol.* **1975**, *21*, 71.
67. Shimo, T.; Veda, S.; Suish, T.; Somekawa, K. *J. Het. Chem.* **1995**, 727.
68. (a) Nath, A.; Mal, J.; Venkateswaran, R. V. *J. Org. Chem.* **1996**, *61*, 4391. (b) Nath, A.; Venkateswaran, R. V. *J. Chem. Soc. Chem. Commun.* **1993**, 281.
69. Gupta, S. C.; Yusuf, M.; Arora, S.; Kamboj, R. C. *Tetrahedron* **2003**, *59*, 3609.
70. Gupta, S. C.; Yusuf, M.; Thakur, M.; Kamboj, R. C. *J. Chem. Res.(s)* **2005**, 741.

Author's Biographical data



Mohamad Yusuf obtained his post graduation degree in Organic Chemistry from the Kurukshetra University, Kurukshetra, India in 1997. Afterwards he earned his doctorate degree in chemistry

from the same university under the co-supervision of Prof. S. C. Gupta and Prof. S. N. Dhawan in 2002. Further, he spent one year in the Department of Chemistry, Guru Jambheshwar University, Hisar, as a member of teaching faculty. In Aug. 2003, he occupied a permanent position, as a lecturer of Organic Chemistry in the Department of Chemistry, Punjabi University, Patiala. His current research interest includes the solution phase as well as solid phase photochemistry of chromones, bichromones, bischromones and dialkoxyanthraquinones.



Rupesh Kumar is a graduate of the Panjab University, Chandigarh, India. Afterwards he completed his postgraduation in Organic Chemistry from Department of Chemistry, Punjabi University, Patiala, India. In 2004, he started his Ph.D. programme on the “Synthesis and Photochemistry of Chromones and Bischromones” in the same department under the supervision of Dr. Mohamad Yusuf.