

Cyclization of a carbon-centered radical derived from oxaziridine cleavage

Yoshinosuke Usuki, Xin Peng, Belgin Gülgeze, Shankar Manyem, and Jeffrey Aubé*

*Department of Medicinal Chemistry, 1251 Wescoe Hall Drive, Room 4070, Malott Hall,
University of Kansas, Lawrence, KS 66045-7582, USA*

E-mail: jaube@ku.edu

Dedicated with admiration to Professor Armand Lattes

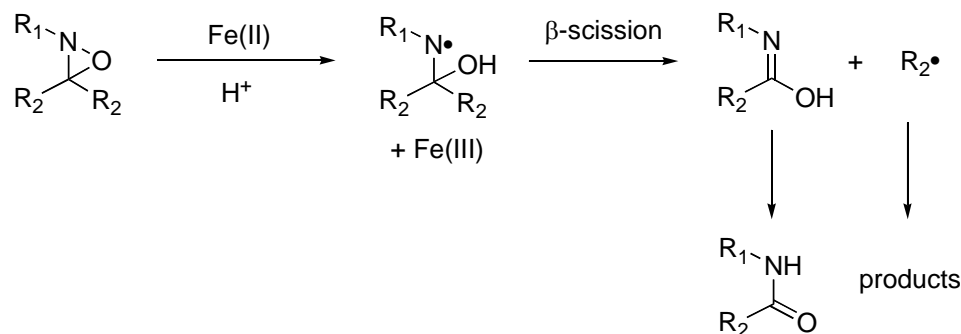
Abstract

Treatment of an oxaziridine with low-valent iron or copper salts generates a carbon-centered radical able to cyclize onto an appended olefin.

Keywords: Oxaziridine, single-electron transfer, beta-scission, radical cyclization

Introduction

Oxaziridines undergo a wide variety of chemical transformations including rearrangement and atom transfer reactions.¹ Oxaziridines have long been known to react stoichiometrically with low-valent metals such as Fe(II) via single-electron transfer (SET) pathways, affording nitrogen radical/oxygen-anion (or hydroxyl if the reaction is run in an acidic medium) pairs that undergo different secondary reaction pathways depending on the structure of the oxaziridine.² Many of these products were proposed to result from β -scission of the nitrogen radical to afford a carbon-centered radical (Scheme 1).^{2a} The existence of $R_2\cdot$ has generally been assumed based on the isolation of products consistent with traditional radical processes such as hydrogen atom abstraction, disproportionation, dimerization,^{2c} and the ability to initiate redox alkene polymerization.^{2b} Addition reactions of $R_2\cdot$ to electron-poor heterocycles,^{2e,f} NO ,^{2d} and an Fe(III)-complexed acetylacetonate ligand²ⁱ have also been cited as evidence for C-radical formation in these processes.

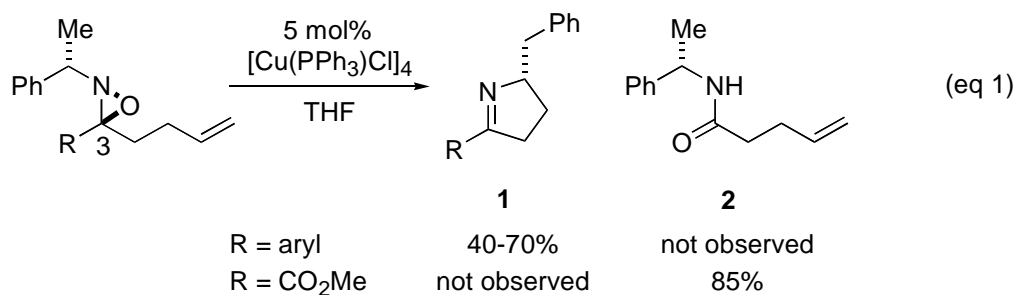


Scheme 1

The observation of 5-exo-trig cyclizations is considered strong evidence for the intermediacy of radicals³ and a powerful synthetic tool besides.⁴ In this article, we disclose the deliberate generation of a carbon-centered radical via oxaziridine SET and β -scission using catalytic quantities of a low-valent metal salt under neutral conditions and the cyclization of the resulting radical onto an appended olefin.

Results and Discussion

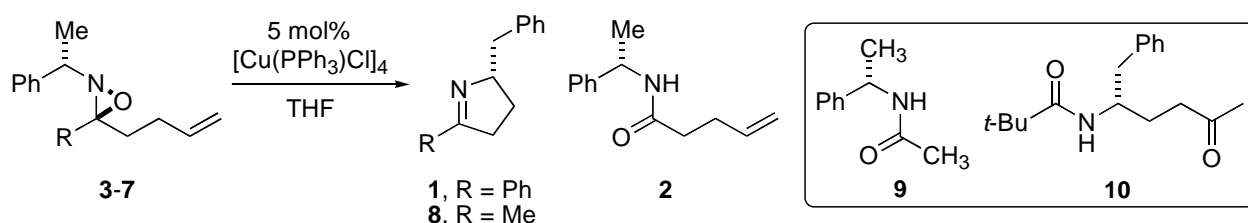
We have previously examined the SET reactions of 3-aryl oxaziridines using catalytic amounts of a soluble Cu(I) salt in refluxing THF (eq 1).⁵ Following formation of a putative nitrogen radical/oxygen-anion pair, a complex series of steps led to either pyrroline (**1**, eq 1) or aziridine (not shown); both of these products were proposed to result from nitrogen radical addition to the olefin followed by migration of the phenyl (N-CH(CH₃)Ph) group or rearrangement.^{5a} Subsequent attempts to extend this chemistry to oxaziridines bearing a carbomethoxy substituent at C-3 failed, leading instead to the isolation of amide (**2**, eq 1).^{5b} The formation of amide is consistent with the preferential β -scission route as shown in Scheme 1 and suggests that the formation of pyrroline is contingent on the presence of a C-3 substituent unable to afford a stable radical upon homolysis.



To test this, a series of oxaziridines **3–7** bearing different alkyl substituents at C-3 were prepared and subjected to treatment with 5 mol% of $[\text{Cu}(\text{PPh}_3)\text{Cl}]_4$ in refluxing THF (eq 1 and Table 1). Throughout this study, oxaziridines were prepared by condensing a ketone with an amine in toluene at reflux and treating the crude solution of imine thus made with *m*-CPBA at $-78\text{ }^\circ\text{C}$.^{1,5} Except for entries 1, 3, and 4, the oxaziridines in Table 1 were obtained and used as mixtures of stereoisomers. The relative amounts of pyrroline **1** vs. amide (usually **2**) depended on the nature of the C-3 substituent. In particular, the oxaziridines bearing a radical-stabilizing alkyl group at this position furnished the amide exclusively (entries 3–5), whereas when $\text{R} = \text{Ph}$, none of this product was obtained (entry 1). These data are consistent with a mechanism shown in Scheme 1, with only R groups able to afford a reasonably stable radical undergoing β -cleavage.

Oxaziridine **4** derived from a methyl ketone (entry 2) was about midway between these extremes; in fact, *N*-acetyl- α -methylbenzylamine **9**, and not amide **2**, was the β -scission product observed in this case because loss of the 3-butenyl radical should be favored relative to $\text{Me}\cdot$. The pyrroline **8** and amide **9** obtained in this case could not be separated and, hence, **8** was isolated as the pivaloyl amide **10** after treating the reaction mixture with pivaloyl chloride. The observed variations in ratios of **1** and **2** could not be explained based solely on the relative rates of β -fragmentation for the R groups (collected in Table 1). Additionally, no definitive information regarding the nature of the departing group or its fate could be inferred from these experiments (no attempt was made to isolate the non-amide products of these reactions).

Table 1. Effect of C-3 substituent on oxaziridine decompositions



Entry	R	Compound	$k_{\text{rel}}^{\text{a,6}}$	Isolated yield (%)	
				Cyclization product	Cleavage product
1	Ph-	3	23	66 (1)	-
2	CH ₃ -	4	1	21 (10)	44 (9)
3	3-butenyl	5	100 ^b	-	76 (2)
4	(CH ₃) ₂ CH-	6	3,600	-	89 (2)
5	PhCH ₂ -	7	11,900	-	57 (2) ^c

(a) Relative rates of fragmentation (s^{-1}) of $\text{RC}(\text{CH}_3)_2\text{O}\cdot$ radicals at $40\text{ }^\circ\text{C}$. (b) Data for $\text{CH}_3\text{CH}_2\cdot$ used. (c) Based on 28% recovered oxaziridine.

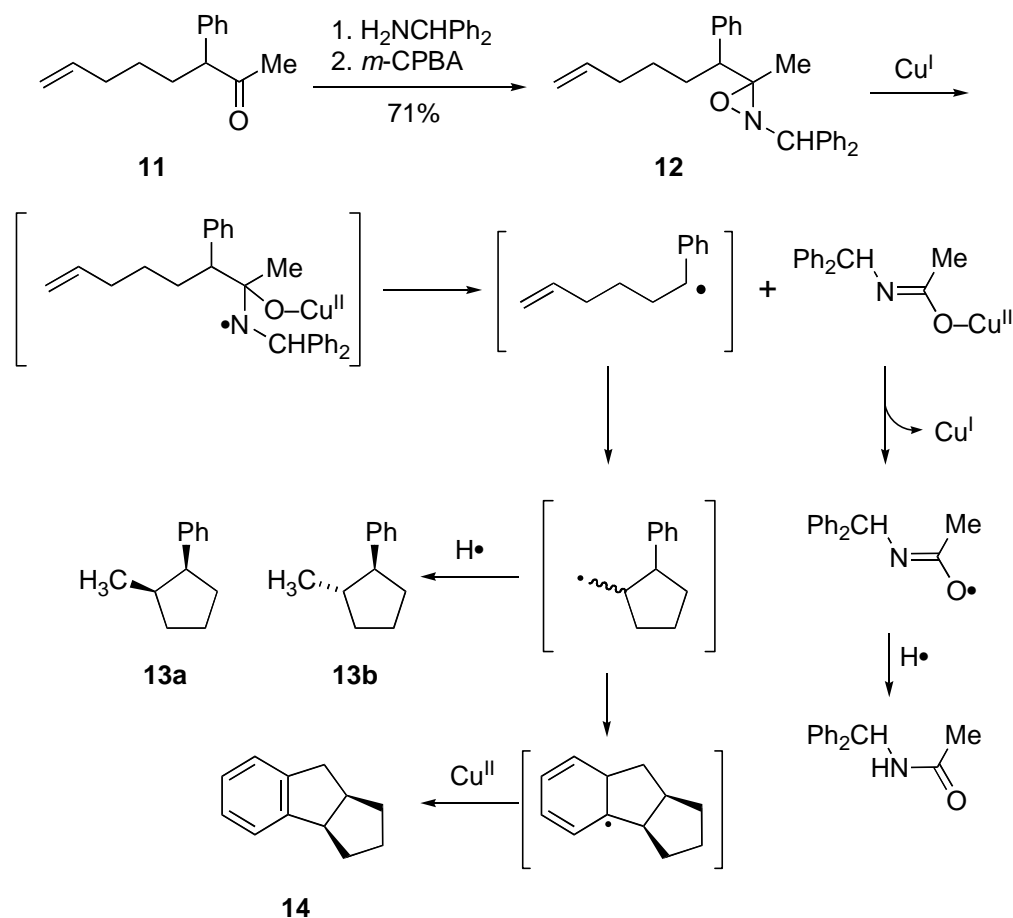
We considered the possibility of generating radicals that could be utilized in further radical processes. Accordingly, oxaziridine **12** (see Scheme 2 for structures) was synthesized in the expectation that it would undergo β -scission efficiently due to the production of a benzylic radical in so doing. An achiral amine was used to minimize complications in product analysis resulting from stereoisomer formation. Indeed, treatment with a variety of Cu(I) and Fe(II) salts in refluxing THF led smoothly to the formation of products **13a**, **13b**, and **14** resulting from cyclization of the carbon-centered radical. As seen in Table 2, all of the soluble catalysts used gave comparable results in terms of yield and product ratio.

Table 2. Results of cyclization experiments using **12**.

Entry	Catalyst	Combined yield (%)	13a : 13b : 14 ^a
1	[Fe(bpy) ₃](PF ₆) ₂	71	21 : 68 : 11
2	FeBr ₂	60	18 : 68 : 14
3	[Cu(bpy)(PPh ₃)]Cl	67	21 : 73 : 6
4	[Cu(CH ₃ CN) ₄]PF ₆	76	20 : 70 : 10
5	[Cu(PPh ₃)Cl] ₄	66	19 : 72 : 9

^aDetermined by 500 MHz ¹H-NMR integration.

Our proposed mechanism is depicted in Scheme 2. Cyclopentanes **13a** and **13b** result from addition of the benzylic radical to the olefin in a 5-exo-trig manner followed by hydrogen atom abstraction from a molecule of THF.⁷ In the similar cyclization of 1-phenylhexen-5-yl radical investigated by Walling, the *trans*-cyclopentane **13b** was obtained as the only product.⁸ In our case, **13b** was the major product in accord with the Beckwith-Houk model.⁹ The decreased diastereoselectivity may be related to the changes in solvent polarity or the possibility that the cyclization is occurring inside the solvent cage. The production of **14** is attributed to the oxidative addition of the initially formed methylene radical into the phenyl group; such additions are commonly observed¹⁰ and appeared in the mechanism originally proposed for the formation of **1**.⁵ It seems reasonable that Cu(I) is regenerated via SET from the amide anion to the Cu(II) formed in the first step (shown in Scheme 2 as an ion pair for book-keeping purposes).



Scheme 2

Two aspects of these reactions are noteworthy. First, the observation of cyclization products from **12** constitutes good evidence that the initially formed nitrogen-centered radical actually undergoes β -scission to eject a carbon-centered radical. Second, the use of catalytic amounts of soluble Fe(II) and Cu(I) salts for initiating oxaziridine SET under neutral conditions is quite mild and synthetically attractive relative to the original techniques used for such reactions.² Although further studies will be necessary to establish the generality of this process, the recognition that oxaziridines are readily accessible from the corresponding ketones suggests that the overall sequence of **11** \rightarrow **12** \rightarrow radical may constitute an interesting approach to a decarbonylative method for carbon radical generation under mild, catalytic conditions.

Experimental Section

General Procedures. THF was freshly distilled from sodium–benzophenone and degassed by multiple freeze-thaw cycles at <0.5 mm Hg. ^1H and ^{13}C NMR spectra were recorded on a 500 MHz NMR spectrometer (at 500 and 125.5 MHz, respectively) or on a 300 MHz machine (at 300 and 75.6 MHz, respectively). All NMR samples were dissolved in deuteriochloroform, and chemical shifts are given in parts per million (ppm) relative to the internal standard tetramethylsilane (TMS). Optical rotations were measured on a Perkin-Elmer 241 polarimeter, and concentrations are reported in g/100 mL. Elemental analyses were obtained in-house. Unless otherwise noted, starting materials were obtained from commercial suppliers and used without further purification. $[\text{Cu}(\text{CH}_3\text{CN})_4]\text{PF}_6$,¹¹ $[\text{Cu}(\text{bpy})(\text{PPh}_3)]\text{Cl}$,¹² and $[\text{Cu}(\text{PPh}_3)\text{Cl}]_4$ ¹³ were prepared according to literature procedures.

General procedure for preparation of oxaziridines. To a solution of the starting ketone (1.0 equiv) in toluene was added 1.2–2.0 equiv of α -methylbenzylamine (α MBA), freshly crushed 5 Å molecular sieves, and 5 mol% of *p*-toluenesulfonic acid monohydrate. The reaction mixture was then refluxed in a three-necked round-bottom flask equipped with a water-cooled condenser and drying tube for ca. 48 h. While the imine solution was cooling, a flame-dried round bottom flask kept under N_2 atmosphere was charged with *m*-CPBA (1.2–2.0 equiv) and methylene chloride to completely dissolve the *m*-CPBA. The flask was cooled to $-78\text{ }^\circ\text{C}$ and the imine solution was then transferred to the *m*-CPBA solution via a wide-bore cannula. The reaction was followed by TLC and was generally complete within one hour, at which time, it was quenched with saturated $\text{Na}_2\text{S}_2\text{O}_3$ and allowed to warm to room temperature. The layers were separated, and the organic layer was washed with saturated NaHCO_3 , brine, and dried over Na_2SO_4 . Concentration followed by column chromatography or medium-pressure liquid chromatography (MPLC) on silica gel with the indicated solvent system provided the oxaziridine.

General procedure for Cu(I) or Fe(II) promoted cyclization (Table 2, Entry 4). The substrate concentration was fixed at 0.05 M, and 5 mol% of catalyst was used in all cases. The following procedure is representative. A mixture of $[\text{Cu}(\text{CH}_3\text{CN})_4]\text{PF}_6$ ¹¹ (12 mg, 0.032 mmol, 0.05 equiv) and degassed THF (110 mL) in a Schlenk-type reaction vessel was refluxed for 30 min under Ar atmosphere. To the resulting solution was transferred dropwise a solution of 2-diphenylmethyl-3-phenyl-3-(1'-phenyl-5'-hexen-1'-yl)oxaziridine **12** (246 mg, 0.642 mmol) in degassed THF (15 mL plus 5 mL rinse) via a cannula over a 5 min period. Refluxing was continued for an additional 20 h. After cooling to room temperature, the solvent was carefully evaporated. Column chromatography of the residue using pentane afforded 78 mg (76%) of a colorless oil whose composition was assigned as a 20:70:10 mixture of *cis* and *trans*-1-phenyl-2-methylcyclopentane **13a,b** and 1,2,3,3a,8,8a-hexahydrocyclopent[a]indene **14** by ^1H -NMR integration. This mixture was chromatographically (TLC) inseparable, and the products thus obtained were identical in all respects with the authentic samples prepared as reported below.

Compound characterization

Compounds 1 and 3 have been previously described.⁵

***N*-(*S*)- α -methylbenzyl-3-pentenylamide (2).** According to the general procedure, [Cu(PPh₃)Cl]₄ (0.05 equiv) in dry THF was reacted with oxaziridine **5** (1 equiv). The reaction mixture was refluxed for 7 h. Column chromatography with 1:3 ethyl acetate/hexane afforded the title compound as light yellow oil. *R_f* 0.22 (1:3 ethyl acetate/hexane); ¹H NMR (300 MHz, CDCl₃) δ 1.46 (d, *J* = 6.9 Hz, 3H), 2.24 (m, 2H), 2.37 (m, 2H), 4.97 (q, *J* = 6.9 Hz, 1H), 5.05 (m, 2H), 5.80 (m, 1H), 5.99 (br. s, 1H), 7.28 (m, 5H); ¹³C NMR (74.5 MHz, CDCl₃) δ 21.8, 29.7, 35.9, 48.7, 115.6, 126.2, 127.3, 128.6, 137.1, 143.3, 171.4; IR (CCl₄) 3420, 3295, 3030, 3015, 2968, 2925, 1740, 1640, 1540, 1492, 1450, 1372, 1240 cm⁻¹; MS (CI) *m/e* 221 (M⁺+NH₄⁺), 204 (M⁺+1); Anal. calcd for C₁₃H₁₇NO: C, 76.81; H, 8.43; N, 6.89; found: C, 76.60; H, 8.40; N, 6.70.

Racemic-3-(3'-butenyl)-3-methyl-2-(1'-phenylethyl)oxaziridine (4). According to the general procedure, commercially available 5-hexen-2-one (10.0 g, 0.11 mol) was reacted with racemic α -MBA (16.0 g, 0.15 mol) followed by oxidation with *m*-CPBA (30 g, 0.13 mol). Column chromatography with 3:97 ethyl acetate/hexane afforded the title compound as a mixture of two diastereomers. Fractional distillation gave **4a** (3.41 g, 14% yield). *R_f* 0.48 (10% ethyl acetate/hexane); ¹H NMR (300 MHz, CDCl₃) δ 1.42 (s, 3H), 1.48 (d, *J* = 6.6 Hz, 3H), 1.81–2.32 (m, 4H), 3.03 (q, *J* = 6.6 Hz, 1H), 4.85 (m, 2H), 5.68 (m, 1H), 7.35 (m, 5H); ¹³C NMR (74.5 MHz, CDCl₃) δ 16.0, 23.1, 28.5, 38.6, 62.6, 84.0, 114.7, 127.1, 127.6, 128.6, 137.6, 141.2; MS (CI) *m/e* 218 (M⁺+1), 120, 111, 105; Anal. calcd for C₁₄H₁₉NO: C, 77.38; H, 8.81; N, 6.44; found: C, 77.69; H, 9.01; N, 6.30. For compound **4b** (4.15 g, 17% yield): *R_f* 0.48 (10% ethyl acetate/hexane); ¹H NMR (300 MHz, CDCl₃) δ 1.41 (s, 3H), 1.58 (d, *J* = 6.4 Hz, 3H), 1.73 (m, 1H), 1.90 (m, 2H), 2.05 (m, 1H), 3.66 (q, *J* = 6.4 Hz, 1H), 4.97 (m, 2H), 5.72 (m, 1H), 7.37 (m, 5H); ¹³C NMR (74.5 MHz, CDCl₃) δ 23.5, 23.6, 29.6, 30.5, 62.0, 84.3, 115.2, 126.8, 127.6, 128.7, 137.2, 141.6.

(2*R*, α *S*)-3,3-Di(3'-butenyl)-2-(1'-phenylethyl)oxaziridine (5). According to the general procedure, 1,8-nonadien-5-one¹⁴ (0.200 g, 1.45 mmol) was reacted with (*S*)- α -MBA (0.350 g, 2.90 mmol) followed by oxidation with *m*-CPBA (0.500 g, 2.90 mmol). Column chromatography with 3:97 ethyl acetate/hexane afforded the title compound as a light yellow oil (0.269 g, 72% yield). *R_f* 0.58 (10% ethyl acetate/hexane); ¹H NMR (300 MHz, CDCl₃) δ 1.56 (d, *J* = 6.6 Hz, 3H), 1.77–2.40 (m, 8H), 3.66 (q, *J* = 6.4 Hz, 1H), 4.88 (m, 4H), 5.72 (m, 2H), 7.35 (m, 5H); ¹³C NMR (74.5 MHz, CDCl₃) δ 23.8, 28.6, 28.8, 29.9, 35.8, 62.3, 86.3, 115.1, 127.4, 128.1, 128.9, 129.1, 137.6, 138.1, 141.7; IR (CCl₄) 3035, 2965, 2920, 1635, 1445, 980 cm⁻¹; MS (EI) *m/e* 258 (M⁺+1), 240, 202, 186, 166, 136, 125, 105, 77, 55; HRMS calcd for C₁₇H₂₃NO: M⁺ = 257.1778; found: M⁺ = 257.1783.

(2*R*, 3*R*, α *S*)-3-(3'-Butenyl)-3-isopropyl-2-(1'-phenylethyl)oxaziridine (6). According to the general procedure, 2-methyl-6-hepten-3-one¹⁵ (0.400 g, 3.17 mmol) was reacted with (*S*)- α -MBA (0.600 g, 5.00 mmol) followed by oxidation with *m*-CPBA (0.706 g, 3.80 mmol, 1.2 equiv). Column chromatography with 3:97 ethyl acetate:hexane afforded the title compound as a

light yellow oil (0.205 g, 27% yield). R_f 0.54 (10% ethyl acetate/hexane); ^1H NMR (300 MHz, CDCl_3) δ 0.80 (d, $J = 5.4$ Hz, 3H), 0.83 (d, $J = 7.0$ Hz, 3H), 1.55 (d, $J = 6.3$ Hz, 3H), 1.76–1.81 (m, 3H), 2.07 (m, 1H), 2.15 (m, 1H), 3.57 (q, $J = 6.4$ Hz, 1H), 4.96–5.05 (m, 2H), 5.75–5.84 (m, 1H), 7.25–7.37 (m, 5H); ^{13}C NMR (125.5 MHz, CDCl_3) δ 16.6, 17.3, 23.5, 26.3, 30.1, 33.7, 61.9, 88.2, 114.9, 127.0, 127.5, 128.5, 137.5, 141.5; IR (CCl_4) 2945, 2925, 1585, 1420, 1365, 1235, 1130, 1005 cm^{-1} ; MS (EI) m/e 245 M^+ , 228, 214, 202, 186, 172, 162, 138, 120, 104, 77; $[\alpha]_D -18.1$ ($c=0.5$, methanol); Anal. calcd for $\text{C}_{16}\text{H}_{23}\text{NO}$: C, 78.32; H, 9.45; N, 5.71; found: C, 78.70; H, 9.80; N, 6.10.

(2R, 3S, α S)-3-Benzyl-(3'-butenyl)-2-(1'-phenylethyl)oxaziridine (7a) and (2R, 3R, α S)-3-Benzyl-(3'-butenyl)-2-(1-phenylethyl)oxaziridine (7b). According to the general procedure, 1-phenyl-5-hexen-2-one¹⁶ (0.3 g, 1.72 mmol) was reacted with (*S*)- α -MBA (0.313 g, 2.58 mmol 1.5 equiv) followed by the oxidation with *m*-CPBA (0.550 g, 2.72 mmol). Column chromatography with 1:1 benzene:hexane afforded the title compound (a mixture of two diastereomers) as an oil. Further chromatography with 2:98 ethyl acetate:hexane allowed for the partial separation of the two major diastereomers. For diastereomer **7a** (0.120 g, 24% yield): R_f 0.51 (50% benzene/hexane); ^1H NMR (300 MHz, CDCl_3) δ 1.25 (m, 2H), 1.56 (d, $J = 6.4$ Hz, 3H), 1.75 (m, 1H), 1.90 (m, 1H), 2.98 (dd, $J = 7.9, 6.9$ Hz, 2H), 3.79 (q, $J = 6.4$ Hz, 1H), 4.72 (m, 2H), 5.51 (m, 1H), 7.06–7.42 (m, 10H); ^{13}C NMR (75.4 MHz, CDCl_3) δ 23.4, 28.3, 34.9, 35.6, 62.6, 114.6, 126.8, 127.3, 127.8, 128.6, 128.8, 129.6, 136.3, 137.7, 140.9; IR (CCl_4) 3060, 3020, 2965, 2920, 1645, 1490, 1448, 920, 700 cm^{-1} ; MS (CI) m/e 294 ($\text{M}^+ + 1$), 278, 226, 175, 120; $[\alpha]_D -41.6$ ($c=1.1$, methanol); Anal. calcd for $\text{C}_{20}\text{H}_{23}\text{NO}$: C, 81.87; H, 7.91; N, 4.77; found: C, 81.99; H, 8.30; N, 5.17. Diastereomer **7b** (0.139 g, 28% yield): R_f 0.56 (50% benzene/hexane); ^1H NMR (300 MHz, CDCl_3) δ 1.65 (d, $J = 6.0$ Hz, 3H), 1.80–2.02 (m, 3H), 2.20 (m, 1H), 2.95 (dd, $J = 6.9$ Hz, 2H), 3.75 (q, $J = 6.3$ Hz, 1H), 4.95 (m, 2H), 5.70 (m, 1H), 7.20–7.40 (m, 10H); ^{13}C NMR (74.5 MHz, CDCl_3) δ 23.0, 27.4, 29.5, 43.3, 62.0, 87.0, 115.3, 126.6, 127.4, 127.8, 128.3, 128.6, 129.5, 135.8, 137.1, 140.7; IR (CCl_4) 3060, 3020, 2985, 2920, 1635, 1500, 1490, 1450, 910, 695 cm^{-1} ; MS (CI) m/e 294 ($\text{M}^+ + 1$), 204, 120; $[\alpha]_D -43.2$ ($c=1.2$, methanol); Anal. calcd for $\text{C}_{20}\text{H}_{23}\text{NO}$: C, 81.87; H, 7.91; N, 4.77; found: C, 82.02; H, 8.18; N, 5.00.

2-Oxo-6-phenyl-hexan-5-amine, tert-butyl amide (10). Following the general procedure, oxaziridine **4** (0.500 g, 2.30 mmol) was reacted with $[\text{Cu}(\text{PPh}_3)\text{Cl}]_4$ (0.041 g, 0.05 equiv). The reaction mixture was refluxed for 5 h, and concentrated. The crude mixture was dissolved in dry pyridine (4 ml), and pivaloyl chloride (0.71 ml, 5.76 mmol) was added. The resulting mixture was stirred at room temperature overnight, and diluted with methylene chloride. The organic phase was washed with 2M HCl solution, saturated aqueous NaHCO_3 , brine, and dried over Na_2SO_4 . The solution was concentrated and purified by flash column chromatography eluting with 250:20:1 methylene chloride:methanol:ammonium hydroxide to afford the title compound as a yellow solid (0.14 g, 21% yield): mp 81–82 °C; R_f 0.5 (250:20:1 CH_2Cl_2 :MeOH: NH_4OH); ^1H NMR (300 MHz, CDCl_3) δ 1.08 (s, 9H), 1.73 (m, 2H), 2.11 (s, 3H), 2.48 (m, 2H), 2.78 (m, 2H), 4.05 (m, 1H), 5.59 (br d, 1H), 7.23 (m, 5H); ^{13}C NMR (125.7 MHz, CDCl_3) 27.4, 30.1,

38.6, 40.6, 41.6, 50.3, 126.5, 128.4, 129.4, 137.8, 178.2, 209.1; IR (CCl₄) 3440, 1710, 1655 cm⁻¹; MS (CI) *m/e* 276 (M⁺+1), 184, 174, 100, 91, 82, 57. Anal. calcd for C₁₇H₂₇NO₂: C, 74.14; H, 9.15; N, 5.08; found; C, 74.00; H, 9.00; N, 4.81. An additional 44% of **9**¹⁷ was also isolated.

3-Phenyl-7-octen-2-one (11). A mixture of 3-phenyl-7-octen-2-one dimethylhydrazone¹⁸ (1.566 g, 6.41 mmol) and iodomethane (2.0 mL, 32.1 mmol) was stirred for 48 h at rt. An excess of iodomethane was removed under reduced pressure to afford crude 3-phenyl-7-octen-2-one trimethylhydrazonium iodide quantitatively, which was treated with pentane (20 mL) and 6M HCl (10 mL). Vigorous stirring was continued for 3 h at rt. The aqueous layer was extracted with pentane (2 × 20 mL). The combined organic phases were washed with brine (30 mL) and dried over Na₂SO₄. Flash column chromatography (5% EtOAc/hexane) afforded the title compound as a clear oil (1.07 g, 83%): ¹H NMR (300 MHz, CDCl₃) δ 1.21–1.37 (m, 2H), 1.64–1.77 (m, 2H), 1.98–2.17 (m, 2H), 2.05 (s, 3H), 3.60 (t, *J* = 7.4 Hz, 1H), 4.90–5.01 (m, 2H), 5.68–5.81 (m, 1H), 7.14–7.36 (m, 5H); ¹³C NMR (75.4 MHz, CDCl₃) δ 26.6, 28.9, 31.1, 33.5, 59.5, 114.6, 127.1, 128.1, 128.8, 138.3, 138.9, 208.2; IR (CCl₄) 1715 cm⁻¹; MS (EI) *m/e* 202 (M⁺), 91 (100); HRMS (FAB) calcd for C₁₄H₁₉O(M+H): 203.1436, found 203.1446.

2-Diphenylmethyl-3-methyl-3-(1'-phenyl-5'-hexen-1'-yl)oxaziridine (12). According to the general procedure, 3-phenyl-7-octen-2-one (168 mg, 0.831 mmol) was reacted with diphenylmethylamine (229 mg, 1.25 mmol) in toluene (7 mL) followed by oxidation with *m*-CPBA (216 mg, 1.25 mmol). Flash column chromatography (3–5% EtOAc/hexane) afforded the title compound (226 mg, 71%) as a pale yellow oil, which was a chromatographically (TLC) inseparable mixture of diastereomers in a 2:1 ratio (from ¹H NMR): ¹H NMR (300 MHz, CDCl₃) δ 1.14–1.34 (m, 2H), 1.40 (s, 3H), 1.57–2.04 (m, 4H), 4.63 (m, 0.66H), 4.70 (s, 0.34H), 4.88–4.98 (m, 2H), 5.60–5.79 (m, 1H), 7.04–7.54 (m, 15H); ¹³C NMR (75.4 MHz, CDCl₃) (for major isomer) δ 13.5, 26.7, 28.5, 33.7, 53.9, 70.3, 86.8, 114.5, 126.7, 127.1, 127.4, 127.7, 128.1, 128.3, 128.4, 128.6, 128.7, 138.5, 139.4, 139.8, 142.1; IR (neat) 2920, 1490 cm⁻¹; MS (EI) *m/e* 384 (M⁺+1), 167 (100); HRMS (FAB) calcd for C₂₇H₃₀NO (M+H) 384.2327, found 384.2347. Anal. calcd for C₂₇H₂₉NO: C, 84.56; H, 7.62; N, 3.65. Found: C, 84.20; H, 7.58; N, 3.28.

1-Phenyl-2-methylcyclopentane (13a,b). To a round-bottom flask containing a mixture of Li (199 mg, 28.7 mmol), NH₃ (36 mL) and THF (18 mL) was added a solution of 1-phenyl-2-methylcyclopentanol¹⁹ (1.585 g, 8.99 mmol) in THF (18 mL) over 10 min at -78 °C under Ar atmosphere. After stirring for 10 min, solid NH₄Cl (ca. 2.2 g) was cautiously added to discharge the blue color over a few minutes. NH₃ was allowed to evaporate overnight. The residue was partitioned between brine and Et₂O (each 50 mL). The organic phase was dried over Na₂SO₄. Flash column chromatography (10% EtOAc/hexane) yielded the unreacted alcohol (577 mg, 36%) and a mixture of *cis* and *trans* isomers²⁰ (651 mg, 45% yield): ¹H NMR (300 MHz, CDCl₃) δ 0.57 (d, *J* = 7.1 Hz, 3H), 0.91 (d, *J* = 6.3 Hz, 3H), 1.26–2.45 (m, 10H), 3.14 (q, 6H), 7.16–7.31 (m, 10H); ¹³C NMR (75.4 MHz, CDCl₃) δ 16.2, 18.6, 23.3, 23.9, 29.0, 33.4, 34.8, 35.4, 38.2, 43.0, 49.2, 54.5, 125.5, 125.8, 127.5, 127.8, 128.2, 128.4, 143.5, 145.4; IR (neat) 2940, 1445 cm⁻¹; MS (EI) *m/e* 160 (M⁺), 104 (100).

1,2,3,3a,8,8a-Hexahydrocyclopent[a]indene (14). This compound was prepared according to a literature procedure²¹ using 2-phenyl-1-cyclopentane carboxylic acid²² as a starting material in 57% yield (two steps): ¹H NMR (500 MHz, CDCl₃) δ 1.33–2.09 (m, 6H), 2.67 (dd, *J* = 2.9, 16.5 Hz, 1H), 2.86 (m, 1H), 3.21 (dd, *J* = 8.9, 16.5 Hz, 1H), 3.63 (dt, *J* = 2.9, 8.6 Hz, 1H), 7.15 (s, 4H); ¹³C NMR (75.4 MHz, CDCl₃) δ 26.1, 34.1, 34.9, 41.7, 50.3, 124.37, 124.44, 126.1, 126.4, 143.5, 148.0; IR (neat) 2930, 2850, 1475, 740 cm⁻¹; MS (EI) *m/e* 158 (M⁺), 129 (100).

Acknowledgements

This work was supported by the Donors of the Petroleum Research Fund as administered through the American Chemical Society and the National Institutes of Health (GM-49093). YU thanks Osaka City University for granting a study leave.

References and Footnotes

1. Schmitz, E. *Adv. Heterocyclic Chem.* **1963**, 2, 83. (b) Haddadin, M. J.; Freeman, J. P. In *Oxaziridines*, Hassner, A., Ed.; John Wiley: New York, 1985. (c) Davis, F. A.; Sheppard, A. C. *Tetrahedron* **1989**, 45, 5703. (d) Davis, F. A.; Chen, B.-C. *Chem. Rev.* **1992**, 92, 919. (e) Aubé, J. *Chem. Soc. Rev.*, **1997**, 26, 269.
2. Emmons, W. D. *J. Am. Chem. Soc.* **1957**, 79, 5739. (b) Sakai, S.; Fujii, S.; Kitamura, M.; Iskii, Y. *J. Polym. Sci., B*, **1965**, 3, 955. (c) Schmitz, E.; Murawski, D. *Chem. Ber.* **1965**, 98, 2525. (d) Minisci, F.; Cecere, M.; Galli, R. *Gazz. Chim. Ital.* **1968**, 98, 358. (e) Minisci, F.; Galli, R.; Cecere, M.; Malatesta, V.; Caronna, T. *Tetrahedron Lett.* **1968**, 9, 5609. (f) Minisci, F.; Galli, R.; Malatesta, V.; Caronna, T. *Tetrahedron* **1970**, 26, 4083. (g) Hawkins, E. G. E. *J. Chem. Soc., Perkin Trans. 1*, **1973**, 2155. (h) Black, D. S. C.; Watson, K. G. *Aust. J. Chem.* **1973**, 26, 2515. (i) Schmitz, E.; Streigler, H.; Heyne, H.-U.; Hilgetag, K.-P.; Dilcher, H.; Lorenz, R. *J. Prakt. Chem.* **1977**, 319, 274. (j) Rivière, P.; Rivière-Baudet, M.; Richelme, S.; Satgé, J. *Bull. Soc. Chim. Fr.* **1978**, 3-4 (pt. 2), 193. (k) Black, D. StC.; Blackman, N. A.; Johnstone, L. M. *Aust. J. Chem.* **1979**, 32, 2041. (l) Suda, K.; Sashima, M.; Izutsu, M.; Hino, F. *J. Chem. Soc., Chem. Commun.* **1994**, 949. (m) Black, D. StC.; Edwards, G. L.; Laaman, S. M. *Tetrahedron Lett.* **1998**, 39, 5853. (n) Stella, L. In *Radicals in Organic Synthesis*; Renaud, P., Sibi, M. P. Eds.; Wiley-VCH: New York, 2001; Vol. 2, pp 407–426.
3. Curran, D. P.; Porter, N. A.; Giese, B. *Stereochemistry of Radical Reactions*; VCH: Weinheim, 1995. (b) Newcomb, M. *Tetrahedron* **1993**, 49, 1151.
4. Giese, B. *Radicals in Organic Synthesis. Formation of Carbon-Carbon Bonds*; Pergamon: Oxford, 1986. (b) Curran, D. P. *Synthesis* **1988**, 417. (c) Motherwell, W. B.; Crich, D. *Free-Radical Reactions in Organic Synthesis*; Academic Press: London, 1992.

5. Aubé, J.; Peng, X.; Wang, Y.; Takusagawa, F. *J. Am. Chem. Soc.* **1992**, *114*, 5466. (b) Aubé, J.; Gülgeze, B.; Peng, X. *Bioorg. Med. Chem. Lett.* **1994**, *4*, 2461. (c) Armstrong, A.; Draffan, A. G. *J. Chem. Soc., Prekin Trans. 1*, **2001**, 2861.
6. Lowry, T. H.; Richardson, K. S. *Mechanism and Theory in Organic Chemistry*; 2nd Edn; Harper and Row: New York, 1987, pp 747 and 794 (and references therein).
7. For an example of hydrogen atom abstraction from THF, see: Yoshimitsu, T.; Tsunoda, M.; Nagaoka, H. *Chem. Commun.* **1999**, 1745.
8. Walling, C.; Cioffari, A. *J. Am. Chem. Soc.* **1972**, *94*, 6064.
9. Beckwith, A. L. J.; Easton, C. J.; Lawrence, T.; Serelis, A. K. *Aust. J. Chem.* **1983**, *36*, 545. (b) Beckwith, A. L. J.; Schiesser, C. H. *Tetrahedron Lett.* **1985**, *26*, 373. (c) Spellmeyer, D. C.; Houk, K. N. *J. Org. Chem.* **1987**, *52*, 959. The calculations by Houk predict a 84:16 ratio of *trans:cis* for this radical. (d) Renaud, P. In *Radicals in Organic Synthesis*; Renaud, P., Sibi, M. P. Eds.; Wiley-VCH: New York, 2001; Vol. 1, pp 400–415.
10. Surzur, J.-M.; Stella, L. *Tetrahedron Lett.* **1974**, *15*, 2191. (b) Franz, J. A.; Barrows, R. D.; Camaioni, D. M. *J. Am. Chem. Soc.* **1984**, *106*, 3964. (c) Ishibashi, H.; Nakamura, N.; Ito, K.; Kitayama, S.; Ikeda, M. *Heterocycles* **1990**, *31*, 1781. (d) Ishibashi, H.; So, T. S.; Okochi, K.; Sato, T.; Nakamura, N.; Nakatani, H.; Ikeda, M. *J. Org. Chem.* **1991**, *56*, 95. (e) Motherwell, W. B.; Pennell, A. M. K. *J. Chem. Soc., Chem. Commun.* **1991**, 877. (f) Bertrand, M. P.; Surzur, J.-M.; Oumar-Mahamat, H.; Moustrou, C. *J. Org. Chem.* **1991**, *56*, 3089. (g) Curran, D. P.; Abraham, A. C.; Liu, H. *J. Org. Chem.* **1991**, *56*, 4335. (h) Curran, D. P.; Morgan, T. M.; Schwartz, C. E.; Snider, B. B.; Dombroski, M. A. *J. Am. Chem. Soc.* **1991**, *113*, 6607. (i) Curran, D. P.; Liu, H. *J. Am. Chem. Soc.* **1992**, *114*, 5863. (j) Parsons, A. F.; Taylor, R. J. K. *J. Chem. Soc., Chem. Commun.* **1993**, 224.
11. Kubas, G. J. *Inorg. Synth.* **1979**, *19*, 90.
12. Barron, P. F.; Engelhardt, L. M.; Healy, P. C.; Kildea, J. D.; White, A. H. *Inorg. Chem.* **1988**, *27*, 1829.
13. Churchill, M. R.; Bezman, S. A.; Osborn, J. A.; Wormald, J. *Inorg. Chem.* **1972**, *11*, 1811.
14. Deslongchamps, P.; Rowan, D. D.; Pothier, N.; Saunde, J. K. *Can. J. Chem.* **1981**, *59*, 1122.
15. Kupin, B. S.; Petrov, A. A. *Zh. Obshch. Khim.* **1963**, *33*, 3860.
16. Trimitsis, G. B.; Hinkley, J. M.; Tenbrink, R.; Gustafson, G.; Erdman, J. *J. Am. Chem. Soc.* **1977**, *99*, 4838.
17. Hansen, A. L.; Skrydstrup, T. *J. Org. Chem.* **2005**, *70*, 5997. (b) Hu, X.-P.; Zheng, Z. *Org. Lett.* **2004**, *6*, 3585.
18. Eddaïf, A.; Laurent, A.; Mison, P.; Pellissier, N.; Carrupt, P.-A.; Vogel, P. *J. Org. Chem.* **1987**, *52*, 5548.
19. Descotes, G.; Fournier, M.; Mugnier, R. *Bull. Soc. Chim. Fr.* **1968**, 3346. (b) Small, G. H.; Minella, A. E.; Hall, S. S. *J. Org. Chem.* **1975**, *40*, 3151.
20. Baldwin, J. E.; Bonacorsi, S. Jr. *J. Am. Chem. Soc.* **1993**, *115*, 10621.
21. Zimmerman, H. E.; Givens, R. S.; Pagni, R. M. *J. Am. Chem. Soc.* **1968**, *90*, 6096.
22. Bordwell, F. G.; Almy, J. *J. Org. Chem.* **1973**, *38*, 571.