

**Estimating the  
vapour pressures of  
 $\alpha$ -pinene  
products**

M. Capouet and  
J. F. Müller

# A group contribution method for estimating the vapour pressures of $\alpha$ -pinene oxidation products

**M. Capouet and J. F. Müller**

Belgian Institute for Space Aeronomy, 1180 Brussels, Belgium

Received: 13 September 2005 – Accepted: 26 September 2005 – Published: 3 November 2005

Correspondence to: M. Capouet (manu.capouet@aeronomie.be)

© 2005 Author(s). This work is licensed under a Creative Commons License.

Title Page

Abstract

Introduction

Conclusions

References

Tables

Figures



Back

Close

Full Screen / Esc

Print Version

Interactive Discussion

## Abstract

A prediction method based on group contribution principles is proposed for estimating the vapour pressure of  $\alpha$ -pinene oxidation products. Temperature dependent contributions are provided for the following chemical groups: carbonyl, nitrate, hydroxy, hydroperoxide, acyl peroxy nitrate and acid. On the basis of observed vapour pressure differences between isomers of diols and dinitrates, a simple refinement is introduced in the method, which allows to account for the influence of the substitutions on the vapour pressure for the hydroxy and nitrate functionalities. In general, the predicted vapour pressures of multifunctional compounds show a better agreement with experimental data (within a factor 2–3) than the UNIFAC method (Asher et al., 2002). Among the  $\alpha$ -pinene products identified to date, pinic acid and hydroxy pinonic acid are predicted to be the least volatile compounds, with estimated vapour pressures of  $3 \times 10^{-6}$  torr and  $6 \times 10^{-7}$  torr, respectively. The vapour pressure of the other primary products range from  $10^{-5}$  to  $10^{-3}$  torr, with hydroxy hydroperoxides presenting the lowest values. Noting that multifunctional carboxylic acids, in particular pinic acid, are believed to be mostly present as dimers in laboratory conditions, we suggest that the partial vapour pressure of the pinic acid dimer should be close to the experimental subcooled vapour pressure for pinic acid (estimated at  $\sim 10^{-6}$  torr) due to its large contribution to the total concentration (dimer+monomer) in experimental conditions.

## 1. Introduction

Monoterpenes are important constituents of biogenic VOC emissions. Among the monoterpenes,  $\alpha$ -pinene is observed to have the highest emission rates and to be the most abundant (Guenther et al., 1995). The vapour pressures of its oxidation products range from  $10^{-2}$  torr to  $10^{-7}$  torr (Hallquist et al., 1997; Hoffmann et al., 1997; Bilde and Pandis, 2001). The least volatile of these products can enter the aerosol phase and form secondary organic aerosol (SOA) (Kanakidou et al., 2005). The partitioning of a

## Estimating the vapour pressures of alpha-pinene products

M. Capouet and  
J. F. Müller

Title Page

Abstract

Introduction

Conclusions

References

Tables

Figures

◀

▶

◀

▶

Back

Close

Full Screen / Esc

Print Version

Interactive Discussion

compound  $i$  between the gas and aerosol phases has been parameterized by Pankow (1994a,b):

$$K_{p,i} = \frac{760RT f_{om}}{MW_{om} 10^6 \zeta_i \rho_{L,i}^0}, \quad (1)$$

where  $R$  is the ideal gas constant;  $T$  is temperature;  $MW_{om}$  is the mean molecular weight of the absorbing medium;  $f_{om}$  is the weight fraction of the total suspended particulate material that constitutes the absorbing  $om$  phase;  $\zeta_i$  is the activity coefficient of compound  $i$  in the particulate phase, generally assumed to be close to unity (Kamens et al., 1999) and  $\rho_{L,i}^0$  is the subcooled vapour pressure of compound  $i$  at temperature  $T$ .

The vapour pressure of a compound measures its ability to escape from the condensed phase, which depends on the strength of the intermolecular forces existing between the condensed molecules. The relatively weak dispersion forces (resulting from temporary dipoles formed in adjacent molecules) are the sole cohesive agent in liquid alkanolic compounds, which explains their high vapour pressures. In oxygenated compounds, cohesion is reinforced by the hydrogen bonds existing between the polar groups of the molecules (Poling et al., 2001). Due to the important role played by these hydrogen bonds, the vapour pressure of an oxygenated organic compound is strongly dependent on the number and type of oxygenated functionalities, as well as on the carbon structure (e.g. carbon number, nature and positions of the branchings) of the molecule.

The products of the oxidation of  $\alpha$ -pinene by OH (Peeters et al., 2001; Capouet et al., 2004) and  $O_3$  (Saunders et al., 2003) bear one or several oxygenated groups among the carbonyl, hydroxy, nitrate, hydroperoxide and acid functionalities. Experimental data are lacking for the thermodynamic properties of a large majority of these products. In this paper, we describe a semi empirical extrapolation method for predicting the vapour pressure of the  $\alpha$ -pinene oxidation products. Given their large number, this method is meant to be relatively simple and straightforward to apply. It is based on the

## Estimating the vapour pressures of alpha-pinene products

M. Capouet and  
J. F. Müller

[Title Page](#)[Abstract](#)[Introduction](#)[Conclusions](#)[References](#)[Tables](#)[Figures](#)[◀](#)[▶](#)[◀](#)[▶](#)[Back](#)[Close](#)[Full Screen / Esc](#)[Print Version](#)[Interactive Discussion](#)

so-called “group contribution” principles.

## 2. Group contribution principles

Group contribution methods attempt to correlate structural molecular properties (descriptors) with mathematical functions representing a chemical property of a molecule for a category of compounds by means of statistical methods. The descriptors are usually atom groups. Their “contributions” are obtained by fitting an adopted mathematical function to a set of experimental data. These estimation methods are therefore essentially empirical. A group contribution method expresses the thermodynamic property of a chemical compound such as its vapour pressure as a function of a sum of contributions  $\tau_i(T)$  of small groups of atoms  $i$  constituting the molecule:

$$p = f \left( \sum_i \tau_i(T) \right). \quad (2)$$

A large variety of group contribution methods have been designed in the past years, differing in their field of applicability and in the set of experimental data they are based on.

Jensen et al. (1981), Joback and Reid (1987), Chein-Hsiun (1994) and Li et al. (1994) proposed such methods for the prediction of a variety of thermodynamic properties (e.g. vapour pressure, critical temperature, critical pressure, boiling point) of organic compounds. These predictive methods are based on different data sets and provide estimations for specific or various classes of compounds including alkanes, alkenes, aromatics, halogenated hydrocarbons, oxygen-, sulfur- or nitrogen-containing monofunctional compounds. Other approaches have been proposed to estimate the vapour pressure of a component: e.g. Makar (2001) adopted an approach where the vapour pressures are directly estimated from polynomials, functions of the carbon number and temperature, defined for 39 structural classes. Myrdal and Yalkowsky (1997) proposed

### Estimating the vapour pressures of alpha-pinene products

M. Capouet and  
J. F. Müller

Title Page

Abstract

Introduction

Conclusions

References

Tables

Figures

◀

▶

◀

▶

Back

Close

Full Screen / Esc

Print Version

Interactive Discussion

a method which requires the knowledge of the normal boiling point as well as structural information related to the molecule flexibility.

In recent years, the experimental identification of multifunctional compounds in secondary organic aerosols has strengthened the need for new prediction methods dedicated to these complex species. [Marrero and Gani \(2001\)](#) and [Olsen and Nielsen \(2001\)](#) developed methods which perform estimations at different levels. While the primary level describes a wide variety of simple, monofunctional groups, the higher levels treat multifunctional structures and allow to differentiate between isomers by considering, to some extent, the interactions among functionalities. [Asher et al. \(2002\)](#) developed a method based on the principles of UNIFAC (Universal Functional Group Activity Coefficients, [Fredenslund et al., 1977](#)). It provides vapour pressure estimates of mono- and multifunctional oxygen-containing species using only 12 group contributions.

Vapor pressure estimates of monofunctional species by current methods are reasonably accurate. An evaluation of several methods performed by [Asher et al. \(2002\)](#) shows that the vapour pressures of volatile compounds having  $\log_{10} p_{L,i}^0 \geq -3$  at ambient temperature are predicted by current methods to within a factor 2 on average. For less volatile compounds (often multifunctional), i.e.  $\log_{10} p_{L,i}^0 \leq -5$ , uncertainties are estimated to a factor 3 for the UNIFAC method and up to an order of magnitude for other methods. This explains the broad use of UNIFAC in SOA models ([Griffin et al., 2005](#)). The failure to provide more accurate predictions for low volatile compounds is related in part to experimental difficulties. Measurements of low vapour pressures are easily contaminated by impurities or biased by adsorption of the organic on the reactor walls. The literature reports experimental vapour pressure measurements for only about one hundred multifunctional compounds. The relative uncertainty of their measurements, when known, ranges from 25% to 50% ([Hallquist et al., 1997](#); [Bilde and Pandis, 2001](#); [Bilde et al., 2003](#)). Another important cause for the inaccuracy in the predictions for multifunctional compounds is the poorly quantified role of interactions between the chemical functionalities. Although they appear to have a large impact on the vapour pressure, their quantification remains difficult in part because of the scarcity of data for

---

## Estimating the vapour pressures of alpha-pinene products

M. Capouet and  
J. F. Müller

---

[Title Page](#)[Abstract](#)[Introduction](#)[Conclusions](#)[References](#)[Tables](#)[Figures](#)[◀](#)[▶](#)[◀](#)[▶](#)[Back](#)[Close](#)[Full Screen / Esc](#)[Print Version](#)[Interactive Discussion](#)

these compounds.

A major drawback of the methods described above is the absence of parameterization for chemical classes believed to play an important role in SOA formation (e.g. organic nitrates). The vapour pressure estimation method described in this work is intended to provide vapour pressure predictions for broad categories of  $\alpha$ -pinene degradation products including alcohols, acids and carbonyls (classes which were considered by the methods cited above) as well as nitrates, peroxy acyl nitrates (PANs) and hydroperoxides (which were ignored by these methods).

### 3. Method proposed in this work

The literature sources for the vapour pressure data used in this study are listed in Table 1 (last column). The vapour pressures at 298 K for a selection of compounds are shown as a function of carbon number in Fig. 1. As seen on this figure, it is important to distinguish between linear (single-chained) compounds, denoted by the prefix “n-” or “1,n”, and the other compounds, including, cyclic, alkyl substituted species and/or species with a functionality not positioned at one extremity of the molecule. The “tri-O-acids”(Table 1) class follows the definition chosen by Makar (2001). This class represents three-oxygen-acids, i.e., acids with a carbonyl or hydroxy functionality.

Note that all species listed in Table 1 are either mono- or difunctional. Based on the group contribution principles, and in absence of data for species bearing more than two functionalities, we assume the method to be applicable to all multifunctional species. Figure 1 shows that there is a roughly linear relationship between the logarithm of the vapour pressure and the carbon number, with an approximately constant slope for all classes, especially for  $n \geq 4$ . A noticeable exception to this pattern is provided by the diacids. Bilde et al. (2003) has shown that the vapour pressures of solid  $C_3$ - $C_9$  dicarboxylic acids depend strongly on the parity of the carbon number. This is due to the increased symmetry of even-numbered molecules, favoring the stability of their crystal structure. Rosenorn et al. (2003) reported that methyl substituted even-

## Estimating the vapour pressures of alpha-pinene products

M. Capouet and  
J. F. Müller

Title Page

Abstract

Introduction

Conclusions

References

Tables

Figures

◀

▶

◀

▶

Back

Close

Full Screen / Esc

Print Version

Interactive Discussion

## Estimating the vapour pressures of alpha-pinene products

M. Capouet and  
J. F. Müller

Title Page

Abstract

Introduction

Conclusions

References

Tables

Figures

◀

▶

◀

▶

Back

Close

Full Screen / Esc

Print Version

Interactive Discussion

numbered diacids have significantly higher vapour pressures than their non-substituted analogues, presumably because of their asymmetry. The vapour pressure of these compounds show no dependence on parity. Note that the  $1,n$ -diacids and  $C_{\geq 7}$   $1,n$ -diols are solid at ambient temperature, whereas the other compounds reported in Fig. 1 are liquid. The (subcooled) liquid vapour pressures of solid compounds shown in this figure are obtained by converting  $p_s^0$  into  $p_L^0$  using the equation described in Prausnitz (1969):

$$\ln p_s^0(T) = \ln p_L^0(T) - \left( \frac{\Delta S_{\text{fus}}(T_m)}{R} \left( \frac{T_m}{T} - 1 \right) \right). \quad (3)$$

The melting point  $T_m$  and the fusion entropy change  $\Delta S_{\text{fus}}(T_m)$  are provided by NIST (2004) for  $1,n$ -diacids and  $C_{\geq 7}$   $1,n$ -diols. Figure 1 also shows that the vapour pressures of different isomers of dinitrates and diols sometimes cover several orders of magnitude, with the  $1,n$ -compounds presenting the lowest values. Our prediction method aims at reproducing to some extent the differences in vapour pressure between different isomers.

The proposed method to estimate the vapour pressure of a compound  $i$  at temperature  $T$  has the following form:

$$\log_{10} p_{L,i}^0(T) = \log_{10} p_{L,hc}^0(T) + \sum_k^n v_{k,i} \tau_k(T). \quad (4)$$

Here  $p_{L,hc}^0(T)$  is the vapour pressure of the “parent” alkanolic compound  $hc$ , where all oxygenated functionalities in compound  $i$  are replaced by hydrogen atoms (e.g. -CH(OH)- is replaced by -CH<sub>2</sub>-, etc.),  $v_{k,i}$  is the number of oxygenated functionalities of type  $k$  in the compound  $i$ ,  $n$  is the number of defined types of oxygenated functionalities, and  $\tau_k$  are the group contribution parameters. When no experimental value of the vapour pressure for the parent compound is available, the group contribution method of Marrero and Gani (2001) is used to calculate the boiling point, the critical temperature and the critical pressure of the compound  $i$ .  $p_{L,i}^0(T)$  is obtained using the Lee and Kesler formulation, function of these properties (Poling et al., 2001). The choice

---

## Estimating the vapour pressures of alpha-pinene products

M. Capouet and  
J. F. Müller

---

of the method of [Marrero and Gani \(2001\)](#) is motivated by its good performance for alkanolic compounds. A comparison study by these authors shows that their method performs better than the [Joback and Reid \(1987\)](#) method which is commonly used for the prediction of these thermodynamic parameters. We estimate that the error on  $p_{L,hc}^0$  predicted using [Marrero and Gani \(2001\)](#) does not exceed 50%, even in the case of the most complex structures of VOC.

Table 2 lists the temperature dependent contributions optimized in this work. Note that the group contributions for the nitrate and hydroxy functionalities depend on the degree of substitution of the carbon bearing the functionality. The importance of this distinction can be illustrated by the observed lower vapour pressures of 1,6-hexanediol and butane-diol-1,2, compared to their substituted isomers 2,3-dimethyl-2,3-butanediol and 2-methyl propane-diol-1,2 (Fig. 1). Only a minor part of this difference is related to the weaker dispersion forces existing in substituted hydrocarbons, as shown by the small difference (30%) observed between the vapour pressures of the corresponding alkane isomers. The rest can be attributed to the interactions produced by the hydroxy functionalities. Their strength depends on the location of the chemical functionalities and the distance between each other in the molecules. This relatively minor influence of the dispersion forces explains the smaller error expected in the prediction of  $p_{L,hc}^0(T)$  compared to the second term of Eq. (4) representing the influence of the functionalities. The effect of distance between functionalities has been investigated by [Knauth and Sabbah \(1990a,b,c\)](#). They have shown that, when the hydroxy functionalities are positioned close to each other in linear diols, intramolecular hydrogen bonds between the hydroxy functionalities are favored, resulting in less intermolecular cohesion and therefore in higher vapour pressures. Parameterizing both effects (presence of substitutions and distance between functionalities) simultaneously would require more data than is currently available. Our choice to take into account the effect of alkyl substitutions on the  $\alpha$  carbon of the functionalities is motivated by the large number of substitutions in the  $\alpha$ -pinene oxidation products. Furthermore, this approach allows to include also some influence of the distance between the functionalities, since this

[Title Page](#)[Abstract](#)[Introduction](#)[Conclusions](#)[References](#)[Tables](#)[Figures](#)[◀](#)[▶](#)[◀](#)[▶](#)[Back](#)[Close](#)[Full Screen / Esc](#)[Print Version](#)[Interactive Discussion](#)



---

## Estimating the vapour pressures of alpha-pinene products

M. Capouet and  
J. F. Müller

---

distance is usually larger in primary diols and dinitrates from the data set than in their secondary isomers. An exception to this rule is provided by the case of the *para*-diols and *para*-dinitrates cyclic compounds. As for the linear diols, the effect of intramolecular interactions between two hydroxy groups can be seen in the vapour pressure data for cyclic diols and dinitrates. For example, the vapour pressure of cyclohexanediol isomers is seen to increase when the distance between the hydroxy groups decreases. 1,4-cyclohexanediol and 1,6-hexanediol are found to have similar vapour pressures, reflecting the fact that the hydroxy groups are situated at the respective opposites of the carbon structure in both molecules. Therefore, although the hydroxy groups of 1,4-cyclohexanediol are, strictly speaking, secondary, they are considered as primary in our parameterization of group contributions. Note that, in absence of vapour pressure data for tertiary and secondary (di)nitrates at different temperatures, the temperature dependence of their contributions is derived from the primary dinitrate contribution.

Since linear monoaldehydes and monoketones of same carbon number show very close vapour pressures, both functionalities are treated using a single contribution parameter  $\tau_{\text{carb}}$ . The linear diacids of even carbon number are not taken into account in the determination of the acid contribution, since their symmetric structure (resulting in abnormally low vapour pressures) is not characteristic of the  $\alpha$ -pinene oxidation products. Vapor pressure data are scant for the hydroperoxides and peroxy acyl nitrates (PANs). The contributions shown in Table 2 for these classes are based on data for only three monofunctional hydroperoxides and one peroxy acyl nitrate (peroxy acetyl nitrate).

The principles of our prediction method are illustrated by the two following examples. In both cases, the Marrero and Gani (2001) method combined with the Lee and Kesler equation is used to predict the vapour pressure of the parent alkanolic compound, whose the structure is shown in Fig. 2. Consider first, APINANO<sub>3</sub>, a hydroxy nitrate produced from the oxidation of  $\alpha$ -pinene by OH (Saunders et al., 2003). Given the presence of a tertiary nitrate and a secondary hydroxy functionality in APINANO<sub>3</sub>, its vapour pressure at 298 K is estimated as:

[Title Page](#)[Abstract](#)[Introduction](#)[Conclusions](#)[References](#)[Tables](#)[Figures](#)[◀](#)[▶](#)[◀](#)[▶](#)[Back](#)[Close](#)[Full Screen / Esc](#)[Print Version](#)[Interactive Discussion](#)

$$\begin{array}{r}
 \log_{10} p_{L,hc}^0 = 0.4232 \\
 -1 \times \tau_{\text{ONO}_2\text{t}} = -1.2793 \\
 -1 \times \tau_{\text{OHs}} = -2.0374 \\
 \hline
 \log_{10} p_{L,\text{APINANO}_3}^0 = -2.89351
 \end{array}$$

The second example is provided by pinic acid, a low volatility product formed in the ozonolysis of  $\alpha$ -pinene (Saunders et al., 2003). The vapour pressure of pinic acid at 320 K is estimated as:

$$\begin{array}{r}
 \log_{10} p_{L,hc}^0 = 1.6135 \\
 -2 \times \tau_{\text{COOH}} = -6.1732 \\
 \hline
 \log_{10} p_{L,\text{pinic acid}}^0 = -4.5597
 \end{array}$$

#### 4. Minimization and comparison with the UNIFAC method

The parameters  $\tau_k$  are determined by the minimization of a cost function  $J$  defined as

$$J = \frac{1}{2} \sum_i^N \frac{(\log_{10} p_{L,i}^{0,\text{mod}} - \log_{10} p_{L,i}^{0,\text{exp}})^2}{(E_i)^2} \quad (5)$$

The cost function  $J$  measures the bias between the model and the entire set of available data ( $N$  species) listed in Table 1. Being a quadratic function of  $\tau_k$ , its minimization is straightforward. The minimization has been performed at two temperatures (298 K and 320 K).  $E_i$  represents the assumed error associated to the data of compound  $i$ . It is primarily related to the observational uncertainty, but also to the expected ability of the model to reproduce these data. The measurement uncertainty on the  $\log_{10} p_{L,i}^{0,\text{exp}}(T)$  is generally of the order of 0.3. Since the less volatile multifunctional compounds are expected to contribute most to organic aerosol formation, the errors  $E_i$  are adjusted in

### Estimating the vapour pressures of alpha-pinene products

M. Capouet and  
J. F. Müller

Title Page

Abstract

Introduction

Conclusions

References

Tables

Figures

◀

▶

◀

▶

Back

Close

Full Screen / Esc

Print Version

Interactive Discussion

## Estimating the vapour pressures of alpha-pinene products

M. Capouet and  
J. F. Müller

Title Page

Abstract

Introduction

Conclusions

References

Tables

Figures

◀

▶

◀

▶

Back

Close

Full Screen / Esc

Print Version

Interactive Discussion

order to favour the ability of the method to reproduce their vapour pressures:  $E_{\text{mono}}=0.5$  for the monofunctional compounds and  $E_{\text{multi}}=0.3$  for the multifunctional compounds. Using these values, we obtain after minimization,  $J(298)/N=0.43$  and  $J(320)/N=0.45$  for both categories, i.e., the modeled vapour pressures fall well within the range of uncertainty adopted for the observations.

The vapour pressures predictions can be approximated by assuming a linear dependence of  $\tau_k(T)$  with  $T$ , deduced from their values at 298 and 320 K. Comparisons between predictions and experimental data have been conducted at 290 and 310 K. They show that the prediction uncertainty at 310 K is close to the average of their values at 298 K and 320 K. Predictions at 290 K are found to be of similar uncertainty as those at 298 K. Meaningful comparisons at lower temperatures are difficult due to the lack of experimental data for multifunctional compounds at low temperatures.

The measured vapour pressures are compared with the predictions using this method and using UNIFAC (Asher et al., 2002) in Figs. 3 and 4, respectively. Table 1 shows the standard prediction error for both methods and for each compound class calculated as in UNIFAC as

$$\sigma_i(T) = \frac{\sum_j^n |\log_{10} p_{L,i}^{0,\text{exp}}(T) - \log_{10} p_{L,i}^{0,\text{mod}}(T)|}{n}, \quad (6)$$

where  $n$  is the number of compounds in class  $i$ . The poor performance of UNIFAC for dicarbonyls is due to its large error ( $\sigma \sim 0.8$ ) for pinonaldehyde, pentanedione and butanedione. Our method performs as well as UNIFAC for monoalcohols. The better performance of our method for diols gives support to the parameterization used to distinguish between isomers. The values of the averaged standard error for alcohols (including monoalcohols and diols) are 0.22 and 0.37 for our method and for UNIFAC, respectively.

The validity of a group contribution method depends on the number and diversity of data it is based on. A drawback of the vapour pressure data set used here is the scarceness of information for heterofunctional species (compounds bearing different

---

## Estimating the vapour pressures of alpha-pinene products

M. Capouet and  
J. F. Müller

---

Title Page

Abstract

Introduction

Conclusions

References

Tables

Figures

◀

▶

◀

▶

Back

Close

Full Screen / Esc

Print Version

Interactive Discussion

oxygenated functionalities): vapour pressure data are known for only 4 hydroxy ketones and 2 tri-O-acids species. Both our method and UNIFAC provide fairly good predictions for hydroxy ketones, with  $\sigma \leq 0.5$  (Table 1). However, they both fail to predict the vapour pressures of tri-O-acids. For example, our  $p_{L,i}^0$  prediction for pyruvic acid ( $\text{CH}_3\text{COCO}(\text{OH})$ ) is excellent at both temperatures, but a bias of one order of magnitude is obtained in the case of levulinic acid ( $\text{CH}_3\text{CO}(\text{CH}_2)_2\text{CO}(\text{OH})$ ) at 320 K. A good agreement with the experimental data is obtained with our method for 2-hydroxy propanoic acid at 298 K. Tobias et al. (2000) deduced the subcooled vapour pressure of  $\alpha$ -hydroxytridecyl hydroperoxide on the basis of temperature-programmed thermal desorption (TPTD) analysis ( $3 \times 10^{-9 \pm 1}$  torr). The value predicted by our method for this hydroxy hydroperoxide is two orders of magnitude higher (see Fig. 3). This difference being much larger than the standard prediction errors calculated for the compounds containing hydroperoxide and/or hydroxy functionality(ies) (monohydroperoxides, monoalcohols, diols, hydroxy ketones, hydroxy acids), this compound was omitted from the dataset used for the minimization. The low measured vapour pressure is surprising since, as noted previously, the closeness of functionalities tends to increase the vapour pressure. Experimental artefacts are not excluded. Further studies are required to better quantify the interactions between functionalities, as well as the role of molecular structure (e.g. presence of substitutions, of cycles) in multifunctional compounds in order to provide satisfactory predictions for the products originating from the oxidation of biogenic hydrocarbons.

Figure 3 shows that our calculated  $\log_{10} p_{L,i}^0$  for monoalcohols are underpredicted by  $\sigma=0.3$ , while the predictions for the monocarboxylic acids are roughly overpredicted by  $\sigma=0.2$ . These systematic biases for monofunctional classes are related to the oversimplified functional form adopted for parameterizing the vapour pressures. These biases are of little consequence in the context of secondary organic aerosol modeling, however, since the least volatile multifunctional compounds are expected to contribute most to the aerosol mass.

## 5. Vapor pressure estimations for $\alpha$ -pinene oxidation products

Figure 5 shows the variation with temperature of the vapour pressure of several important  $\alpha$ -pinene degradation products (see MCM 3, [Saunders et al., 2003](#), for identification of the compound), as estimated using the method developed in this work. It is also compared with vapour pressures estimates derived from previous studies, when available.

[Bilde and Pandis \(2001\)](#) measured the melting point and the evaporation rate of solid pinic acid and deduced its vapour pressure over the range 290–323 K. The fusion entropy change ( $\Delta S_{\text{fus}}(T_m)$ ) necessary to deduce the corresponding subcooled vapour pressure is unknown for pinic acid. However, [NIST \(2004\)](#) reported the values for  $\Delta S_{\text{fus}}(T_m)$  for azelaic acid ( $86 \text{ J mol}^{-1} \text{ K}^{-1}$ ) and nonanoic acid ( $69 \text{ J mol}^{-1} \text{ K}^{-1}$ ). Given the presence of two carboxylic functionalities and the non-linear carbon structure of pinic acid, we can assume that  $\Delta S_{\text{fus}}(T_m)$  of pinic acid lies between these two values. Introducing their average in Eq. (3), we obtain an estimation of the dependence of the subcooled vapour pressure with temperature for this compound (solid line in Fig. 5). Both our method and UNIFAC calculate values which are about a factor of 3 higher than this estimation over the range of ambient temperatures. The agreement is fair given the uncertainty of 50% on the measurements performed by [Bilde and Pandis \(2001\)](#). [Jenkin et al. \(2004\)](#) and [Yu et al. \(1999\)](#) estimated the vapour pressure of the  $\alpha$ -pinene oxidation products based on a modified form of the Clausius-Clapeyron equation ([Scharzenbach et al., 1993](#)). This equation is function of the boiling point and the molar heat (or entropy) of vaporization. The vapour pressure calculated by [Jenkin et al.](#) for pinic acid at 298 K using this equation is about two orders of magnitude higher than the experimentally deduced value at that temperature. This discrepancy could originate from the group contribution method of [Joback and Reid \(1987\)](#) used to estimate the boiling point of pinic acid. This method appears inappropriate for predicting thermodynamical properties of carboxylic diacids. For example, [Jenkin et al. \(2004\)](#) estimate the melting point of pinic acid to be 542 K using this method, 200 K

### Estimating the vapour pressures of alpha-pinene products

M. Capouet and  
J. F. Müller

[Title Page](#)[Abstract](#)[Introduction](#)[Conclusions](#)[References](#)[Tables](#)[Figures](#)[◀](#)[▶](#)[◀](#)[▶](#)[Back](#)[Close](#)[Full Screen / Esc](#)[Print Version](#)[Interactive Discussion](#)

above the experimental value (Bilde and Pandis, 2001).

It is important to note that carboxylic acids are known to form dimers in the gas phase (Singleton et al., 1987; Orlando and Tyndall, 2003). For example, at ambient temperature, the vapour pressure of the dimer represents about 90% of the total vapour pressure of acetic acid in equilibrium with its pure liquid phase. Recently, Kuckelmann et al. (2000) observed pinic acid dimers as well as adducts of pinonic acid and pinic acid. The dimers of pinic acid were observed to be abundant. The stability of these dicarboxylic acid dimers can be expected to be high, due to the strong hydrogen bonds formed between the acid groups of the monomers. As in the case of acetic acid, we can expect the partial vapour pressure of the dimer form to contribute significantly to the total vapour pressure for many (di)carboxylic acids, and in particular for pinic acid. It follows that the vapour pressure of the dimer should be close to the experimental total (dimer+monomer) vapour pressure for these compounds. In the pinic acid/pinonic acid adduct, the carbonyl site in one acid group in pinic acid is not H-bonded and therefore able to form an hydrogen bond with another component. Therefore, the vapour pressure of the pinic-pinonic acid adduct should then be on the same order, or even lower, than the vapour pressure of the pinic acid dimer ( $\sim 1 \times 10^{-6}$  torr) at ambient temperature.

The vapour pressure estimated by our method for pinonaldehyde agrees well with the measurement of Hallquist et al. (1997). Bilde and Pandis (2001) measured the vapour pressure of pinonic acid to be  $\sim 5.3 \times 10^{-7}$  torr at 296 K, but they did not consider this value as reliable, due to experimental problems. UNIFAC predicts vapour pressure values which are an order of magnitude higher than our estimations for these two compounds.

Bonn et al. (2004) is, to our knowledge, the only previous study providing vapour pressure estimations for hydroperoxides, organic nitrates and PANs generated by the oxidation of  $\alpha$ -pinene. They provided temperature dependent estimations for the vapour pressure of APINANO3 (Fig. 5). Their estimation uses the group contribution relationship established by Nielsen et al. (1998) which relates the vapour pressure of organic nitrates to their number of carbons and their number of carbonyl, nitrate and

---

## Estimating the vapour pressures of alpha-pinene products

M. Capouet and  
J. F. Müller

---

[Title Page](#)[Abstract](#)[Introduction](#)[Conclusions](#)[References](#)[Tables](#)[Figures](#)[◀](#)[▶](#)[◀](#)[▶](#)[Back](#)[Close](#)[Full Screen / Esc](#)[Print Version](#)[Interactive Discussion](#)

---

## Estimating the vapour pressures of alpha-pinene products

M. Capouet and  
J. F. Müller

---

hydroxy functionalities. The optimization of the contributions is based on a data set including hydrocarbons, alcohols, diols, carbonyls, alkyl nitrates, small hydroxy nitrates and dinitrates of different structures. The influence of the carbon structure on vapour pressure is not taken into account. For C<sub>10</sub> hydroxy nitrates, this method calculates

5 a vapour pressure of  $2 \times 10^{-4}$  torr at ambient temperature. The vapour pressures we calculate for such compounds, assuming a moderately substituted carbon structure, are  $\sim 5 \times 10^{-5}$  torr (primary functionalities),  $\sim 5 \times 10^{-4}$  torr (secondary functionalities) and  $\sim 7 \times 10^{-3}$  torr (tertiary functionalities). The value of Nielsen et al. (1998) falls therefore well in our range. Our higher values calculated for APINANO<sub>3</sub> (Fig. 5) result from the

10 tertiary degree of its nitrate functionality and its branched carbon structure. The vapour pressure relationship proposed by Bonn et al. (2004) for  $\alpha$ -pinonyl peroxy nitrate ( $\alpha$ P-PAN), a product from the oxidation of pinonaldehyde by OH, is also partly based on the parameterization of Nielsen et al. (1998) for nitrate compounds.

As for the nitrates, our vapour pressure estimates for the hydroperoxides APINAOOH and C<sub>9</sub>6OOH are higher than in Bonn et al. (2004). Bonn et al. (2004) based their estimations on UNIFAC and on vapour pressure data for small hydroperoxides and for the C<sub>13</sub> hydroxy hydroperoxide measured by Tobias et al. (2000). The exceptionally low vapour pressure of the latter compound has not been taken into account in our derivation of the hydroperoxide contribution, which might explain the discrepancy between

15 our method and Bonn et al. (2004) estimations. As in Bonn et al. (2004), however, we predict a lower vapour pressure for APINAOOH than for C<sub>9</sub>6OOH, due to its hydroxy functionality and its higher carbon number. Taking into account the Tobias et al. (2000) data in the minimization would increase the magnitude of the hydroperoxide contribution ( $\tau_{\text{OOH}}$ ), with  $-3.5231$  at 298 K (instead of  $-2.9942$ , cfr Table 2). The impact on

20  $\tau_{\text{OHs}}$  is negligible due to the large amount of data used to constrain this functionality. The vapour pressures of APINAOOH predicted using this alternative value of  $\tau_{\text{OOH}}$  coincide with those determined by Bonn et al. (2004). However, the standard error  $\sigma$  for the hydroperoxide class becomes very large, increasing from 0.2 (Table 1) to 1.3.

[Title Page](#)[Abstract](#)[Introduction](#)[Conclusions](#)[References](#)[Tables](#)[Figures](#)[◀](#)[▶](#)[◀](#)[▶](#)[Back](#)[Close](#)[Full Screen / Esc](#)[Print Version](#)[Interactive Discussion](#)

## 6. Conclusions

A group contribution method has been proposed to predict the vapour pressure of the products generated by the oxidation of  $\alpha$ -pinene. Parameterizations are derived for the influence of the carbonyl, hydroxy, nitrate, peroxy acyl nitrate, acid and hydroperoxide functionalities. The impact of alkyl substitutions is also parameterized for alcohols and nitrates. The predicted vapour pressures are within a factor 2–3 of the experimental values for multifunctional compounds. Further experimental studies are required to investigate 1) the effect of the substitutions, 2) the effect of the distance between functionalities on the vapour pressure and 3) the vapour pressure of heterofunctional compounds.

Our findings support the hypothesis that, among the  $\alpha$ -pinene products identified to date, dicarboxylic acids and hydroxy acids such as pinic acid and hydroxy pinonic acid are the least volatile compounds, with estimated vapour pressures of  $3 \times 10^{-6}$  and  $6 \times 10^{-7}$  torr, respectively. Other primary products can be considered as semi-volatile, with  $p_L^0$  ranging between  $1 \times 10^{-5}$  and  $1 \times 10^{-3}$  torr. Among them, hydroxy hydroperoxides present the lowest vapour pressures. Compounds produced after several oxidation steps in the  $\alpha$ -pinene mechanism may have low volatilities due to their increased number of functionalities. However, they are expected to contribute less significantly to the aerosol phase because of their lower yields. Hydroperoxides are expected to contribute more largely to SOA formation at low temperatures due to the strong dependence of the hydroperoxide group contribution with temperature. In any case, the contribution of these semi-volatile products to the aerosol phase is expected to be less important than predicted by [Bonn et al. \(2004\)](#). The dimerization of multifunctional carboxylic acids is believed to take place in laboratory experiments of  $\alpha$ -pinene oxidation. Since dimers are expected to contribute largely to the total (dimer+monomer) concentration of multifunctional carboxylic acids in these conditions, their partial vapour pressure is likely to be close to the vapour pressure measured in the laboratory for these compounds. The pinic/pinonic acid adduct is likely to play a significant role in

### Estimating the vapour pressures of alpha-pinene products

M. Capouet and  
J. F. Müller

[Title Page](#)[Abstract](#)[Introduction](#)[Conclusions](#)[References](#)[Tables](#)[Figures](#)[◀](#)[▶](#)[◀](#)[▶](#)[Back](#)[Close](#)[Full Screen / Esc](#)[Print Version](#)[Interactive Discussion](#)



the observed partitioning of pinonic acid (Yu et al., 1999) between the aerosol and gas phases, due to its low vapour pressure estimated in this study ( $\leq 1 \times 10^{-6}$  torr). However, the role of dimers and adducts remains difficult to quantify in absence of kinetic data for their stabilities and formation rates.

- 5 *Acknowledgements.* This work has been carried out in the framework of the Belgian research programme on Global Change and Sustainable Development, funded by the Belgian Federal Science Policy Office. The authors thank J. Peeters for valuable discussions about the dimerization of carboxylic acids.

## References

- 10 Asher, W. E., Pankow, J. F., Erdakos, G. B., and Seinfeld, J. H.: Estimating the vapor pressures of multi-functional oxygen-containing organic compounds using group contribution methods, *Atmos. Environ.*, 36, 1483–1498, 2002. [11253](#), [11259](#), [11270](#), [11276](#)
- Bilde, M. and Pandis, S. N.: Evaporation Rates and Vapor Pressures of Individual Aerosol Species Formed in the Atmospheric Oxidation of  $\alpha$ - and  $\beta$ -pinene, *Environ. Sci. Technol.*, 35, 3344–3349, 2001. [11250](#), [11253](#), [11261](#), [11262](#)
- 15 Bilde, M., Svenningsson B., Monster, J., and Rosenorn, T.: Even-Odd Alternation of Evaporation Rates and Vapor Pressures of C3-C9 Dicarboxylic Acid Aerosols, *Environ. Sci. Technol.*, 37, 1371–1378, 2003. [11253](#), [11254](#), [11270](#)
- Bonn, B., von Kuhlmann, R., and Lawrence, M. G.: High contribution of biogenic hydroperoxides to secondary organic aerosol formation, *Geophys. Res. Lett.*, 31, L10108, doi:10.1029/2003GL019172, 2004. [11262](#), [11263](#), [11264](#), [11276](#)
- 20 Bruckmann, P. W. and Willner, H.: Infrared Spectroscopic Study of Peroxyacetyl Nitrate (PAN) and Its Decomposition Products, *Environ. Sci. Technol.*, 17, 352–357, 1983. [11270](#)
- Capouet, M., Peeters, J., Noziere, B., and Muller, J.-F.: Alpha-pinene oxidation by OH: simulations of laboratory experiments, *Atmos. Chem. Phys.*, 4, 2285–2311, 2004, [SRef-ID: 1680-7324/acp/2004-4-2285](#). [11251](#)
- 25 Chein-Hsiun, T.: Group-contribution method for the estimation of vapor pressures, *Fluid Phase Equilibria*, 99, 105–120, 1994. [11252](#)

## Estimating the vapour pressures of alpha-pinene products

M. Capouet and  
J. F. Müller

Title Page

Abstract

Introduction

Conclusions

References

Tables

Figures

◀

▶

◀

▶

Back

Close

Full Screen / Esc

Print Version

Interactive Discussion

- Engineering Sciences Data Unit Ltd, Vapour pressures and critical points of liquids. Glycols and cyclic diols, item No 95002, Vol.2d(ii), ESDU international, London, 2001. [11270](#)
- Fischer R. G. and Ballschmiter K.: Determination of vapor pressure, water solubility, gas-water partition coefficient  $P_{GW}$ , Henry's law constant, and octanol-water partition coefficient  $P_{OW}$  of 26 alkyl dinitrates, *Chemosphere*, 36, 2891–2901, 1998. [11270](#)
- Fredenslund, A., Gmehling, J., and Rasmussen, P.: Vapor-Liquid Equilibria Using UNIFAC: A Group Contribution Method., Elsevier, Amsterdam, 1977. [11253](#)
- Griffin, R. J., Dabdub, D., and Seinfeld, J. H.: Development and initial evaluation of a dynamic species-resolved model for gas phase chemistry and size-resolved gas/particle partitioning associated with secondary aerosol formation, *J. Geophys. Res.*, 110, D05304, doi:10.1029/2004JD005219, 2005. [11253](#)
- Guenther, A., Hewitt, C. N., Erickson, D., Fall, R., Geron, C., Graedel, T., Harley, P., Klinger, L., Lerdau, M., McKay, W. A., Pierce, T., Scholes, B., Steinbrecher, R., Tallamraju, R., Taylor, J., and Zimmerman, P.: A global model of natural volatile organic compound emissions, *J. Geophys. Res.*, 100, 8873–8892, 1995. [11250](#)
- Hallquist, M., Wängberg, I., and Ljungström, E.: Atmospheric fate of carbonyl oxidation products originating from  $\alpha$ -pinene and  $\Delta^3$ -carene: Determination of rate of reaction with OH and  $\text{NO}_3$  radicals, UV absorption cross sections, and vapor pressure, *Environ. Sci. Technol.*, 31, 3166–3172, 1997. [11250](#), [11253](#), [11262](#), [11270](#)
- Hoffmann, T., Odum, J. R., Bowman, F., Collins, D., Klockow, D., Flagan, R. C., and Seinfeld, J. H.: Formation of organic aerosols from the oxidation of biogenic hydrocarbons, *J. Atmos. Chem.*, 26, 189–222, 1997. [11250](#)
- Hoffmann, T., Bandur, R., Marggraf, U., and Linscheid, M.: Molecular composition of organic aerosols formed from  $\alpha$ -pinene/ $\text{O}_3$  reaction: Implications for new particle formation processes, *J. Geophys. Res.*, 103, 25 569–25 578, 1998.
- HSDB (Hazardous Substances Data Bank): National Library of Medicine (NLM) Toxicology Data Network (TOXNET), available online at <http://toxnet.nlm.nih.gov>, 2004. [11270](#)
- Jenkin, M. E.: Modelling the formation and composition of secondary organic aerosol from  $\alpha$ -pinene and  $\beta$ -pinene ozonolysis using MCM v3, *Atmos. Chem. Phys.*, 4, 1741–1757, 2004, [SRef-ID: 1680-7324/acp/2004-4-1741](#). [11261](#), [11276](#)
- Jensen, T., Fredenslund, A., and Rasmussen, P.: Pure-component vapor pressures using UNIFAC group contribution, *Ind. and Eng. Chem., Fundamentals*, 20, 239–246, 1981. [11252](#)
- Joback, K. G. and Reid, R. C.: Estimation of pure-component properties from group-

---

## Estimating the vapour pressures of alpha-pinene products

M. Capouet and  
J. F. Müller

---

[Title Page](#)[Abstract](#)[Introduction](#)[Conclusions](#)[References](#)[Tables](#)[Figures](#)[◀](#)[▶](#)[◀](#)[▶](#)[Back](#)[Close](#)[Full Screen / Esc](#)[Print Version](#)[Interactive Discussion](#)

---

**Estimating the  
vapour pressures of  
alpha-pinene  
products**

M. Capouet and  
J. F. Müller

---

[Title Page](#)[Abstract](#)[Introduction](#)[Conclusions](#)[References](#)[Tables](#)[Figures](#)[◀](#)[▶](#)[◀](#)[▶](#)[Back](#)[Close](#)[Full Screen / Esc](#)[Print Version](#)[Interactive Discussion](#)

contributions, Chem. Eng. and Com., 57, 233–243, 1987. [11252](#), [11256](#), [11261](#)

Kamens, R., Jang, M., Chien C. J., and Leach K.: Aerosol Formation from the Reaction of  $\alpha$ -pinene and Ozone Using a Gas-Phase Kinetics-Aerosol Partitioning Model, Environ. Sci. Technol., 33, 1430–1438, 1999. [11251](#)

5 Kanakidou, M., Seinfeld, J. H., Pandis, S. N., Barnes, I., Dentener, F. J., Facchini, M. C., Van Dingenen, R., Ervens, B., Nenes, A., Nielsen, C. J., Swietlicki, E., Putaud, J. P., Balkanski, Y., Fuzzi, S., Horth, J., Moortgat, G. K., Winterhalter, R., Myhre, C. E. L., Tsigaridis, K., Vignati, E., Stephanou, E. G., and Wilson: Organic aerosol and global climate modelling: a review, Atmos. Chem. Phys., 5, 1053–1123, 2005,

10 [SRef-ID: 1680-7324/acp/2005-5-1053](#). [11250](#)

Knauth, P. and Sabbah, R.: Energetics of intra- and intermolecular bonds in  $\omega$ -alkanediols.II. Thermochemical study of 1,2-Ethanediol, 1,3-Propanediol, 1,4-Butanediol and 1,5-Pentanediol at 298.15 K, Struc. Chem., 1, 43–46, 1990a. [11256](#)

Knauth, P. and Sabbah, R.: Energetics of intra- and intermolecular bonds in  $\omega$ -alkanediols.III. Thermochemical study of 1,6-hexanediol, 1,7-heptanediol, 1,8-octanediol, 1,9-nonanediol, and 1,10-decanediol at 298,15K, Canad. J. Chem., 68, 731–734,1990b. [11256](#)

15 Knauth, P. and Sabbah, R.: Energetics of inter- and intramolecular bonds in Alkanediols.IV. The Thermochemical study of 1,2-Alkanediols at 298.15 K, Thermochemica Acta, 164, 145–152, 1990c. [11256](#)

20 Kuckelmann, U., Warscheid, B., and Hoffmann, T.: On-line Characterization of Organic Aerosols Formed from Biogenic Precursors Using Atmospheric Pressure Chemical Ionization Mass Spectroscopy, Anal. Chem., 72, 1905–1912, 2000. [11262](#)

Li, P., Ma, P. S., Yi, S. Z, Zhao, Z. G., and Cong, L. Z.: A new Corresponding-States Group-Contribution method (CSGC) for estimating vapor pressures of pure compounds, Fluid Phase Equi., 101, 101–119, 1994. [11252](#)

25 Lide, D. R.: CRC Handbook of Chemistry and Physics, 82th edition, CRC Press, Boce Raton, Fla, 2001. [11270](#)

Makar, P. A.: The estimation of organic gas vapour pressure, Atmos. Environ., 35, 961–974, 2001. [11252](#), [11254](#)

30 Marrero, J. and Gani R.: Group-contribution based estimation of pure component properties, Fluid Phase Equilibria, 183–184, 183–208, 2001. [11253](#), [11255](#), [11256](#), [11257](#)

Myrdal, P. B. and Yalkowsky, S. H: Estimating pure component vapor pressures of complex organic molecules, Ind. and Eng. Chem. Res., 36, 2494–2499, 1997. [11252](#)

---

**Estimating the  
vapour pressures of  
alpha-pinene  
products**M. Capouet and  
J. F. Müller

---

Title Page

Abstract

Introduction

Conclusions

References

Tables

Figures

◀

▶

◀

▶

Back

Close

Full Screen / Esc

Print Version

Interactive Discussion

Nielsen, T., Platz, J., Granby, K., Hansen, A. B., Skov, H., and Egelov, A. H.: Particulate organic nitrates: Sampling and night/day variation, *Atmos. Environ.*, 32, 14/15, 2601–2608, 1998. [11262](#), [11263](#)

5 NIST Chemistry WebBook, NIST Standard Reference Database Number 69, National Institute of Standards and Technology, Gaithersburg MD, <http://webbook.nist.gov>, March 2003. [11255](#), [11261](#)

Olsen, E. and Nielsen, F.: Predicting Vapour Pressures of Organic Compounds from Their Chemical Structure for Classification According to the VOC-Directive and Risk Assessment in General, *Molecules*, 6, 370–389, 2001. [11253](#)

10 Orlando, J. J. and Tyndall, G. S.: Gas phase UV absorption spectra for peracetic acid, and for acetic acid monomers and dimers (248 K, 298 K), *J. Photochem. and Photobiol.*, 157, 2–3, 161–166, 2003. [11262](#)

Pankow, J. F.: An absorption model of gas/particle partitioning of organic compounds in the atmosphere, *Atmos. Environ.*, 28, 185–188, 1994a. [11251](#)

15 Pankow, J. F.: An absorption model of gas/aerosol partitioning involved in the formation of secondary organic aerosol, *Atmos. Environ.*, 28, 189–193, 1994b. [11251](#)

Peeters, J., Vereecken, L., and Fantechi, G.: the detailed mechanism of the OH-initiated atmospheric oxidation of  $\alpha$ -pinene: a theoretical study, *Phys. Chem. Chem. Phys.*, 3, 5489–5504, 2001. [11251](#)

20 Poling, B. E., Prausnitz, J. M., and O'Connell, J. P.: *The properties of gases and liquids*, McGraw-Hill, New York, USA, 2001. [11251](#), [11255](#), [11270](#)

Prausnitz, J. M.: *Molecular Thermodynamics of Fluid-Phase Equilibria*, Prentice-Hall, Englewood Cliffs, 1969. [11255](#)

25 Rosenorn, T., Monster, J., Svenningsson, B., and Bilde, M.: Vapor pressures of C3-C9 Dicarboxylic Acid Aerosols, EGS-AGU-EUG Joint Assembly, Nice, France, April 2003. [11254](#)

Saunders, S. M., Jenkin, M. E., Derwent, R. G., and Pilling, M. J.: Protocol for the development of the Master Chemical Mechanism MCM v3 (Part A): Tropospheric degradation of non-aromatic volatile organic compounds, *Atmos. Chem. Phys.*, 3, 161–180, 2003, [SRef-ID: 1680-7324/acp/2003-3-161](#). [11251](#), [11257](#), [11258](#), [11261](#)

30 Schwarzenbach, R. P., Gschwend, P. M., and Imboden, D. M.: *Environmental Organic Chemistry*, Wiley-Interscience, New York, 1993. [11261](#)

Singleton, D. L., Paraskevopoulos, G., and Irwin, R. S.: UV Absorption Cross-Sections of the Monomer and Dimer of Formic Acid (302 K), *J. Photochem.*, 37, 209–216, 1987. [11262](#)

Tobias, H. J., Docherty, K. S., Beving, D. E., and Ziemann, P. J.: Effect of Relative Humidity on the Chemical Composition of Secondary Organic Aerosol Formed from Reactions of 1-Tetradecene and O<sub>3</sub>, Environ. Sci. Technol., 34, 2116–2125, 2000. [11260](#), [11263](#)

5 Yu, J., Cocker III, D. R., Griffin, R. J., Flagan, R. C., and Seinfeld, J. H.: Gas-Phase Ozone Oxidation of Monoterpenes: Gaseous and Particulate Products, J. Atmos. Chem. 34, 207–258, 1999. [11261](#), [11265](#), [11276](#)

---

**Estimating the  
vapour pressures of  
alpha-pinene  
products**

M. Capouet and  
J. F. Müller

---

Title Page

Abstract

Introduction

Conclusions

References

Tables

Figures

◀

▶

◀

▶

Back

Close

Full Screen / Esc

Print Version

Interactive Discussion

**Table 1.** Literature data used in this work, and standard error (as defined by Eq. 6) between the experimental and estimated vapour pressures, using the method developed in this work and using UNIFAC.

Class of compounds	$\sigma(298\text{ K})$	$\sigma(298\text{ K})$	$\sigma(320\text{ K})$	$\sigma(320\text{ K})$	Sources
	This work	UNIFAC	This work	UNIFAC	
Monocarbonyls	0.21	0.36	0.16	0.29	Lide (2001), ESDU (2001)
Dicarbonyls	0.26	0.56	0.15	0.65	HSDB (2004), Lide (2001), Hallquist et al. (1997)
Prim. <sup>d</sup> mononitrates	0.33	– <sup>b</sup>	0.22	– <sup>b</sup>	Lide (2001)
Prim. <sup>d</sup> <i>n</i> -monoalcohols	0.34	0.21	0.34	0.18	Poling et al. (2001)
Sec. <sup>d</sup> monoalcohols	0.29	0.29	0.29	0.24	Poling et al. (2001)
Tert. <sup>d</sup> monoalcohols	0.12	0.27	0.06	0.27	Poling et al. (2001)
PAN-like compounds	– <sup>a</sup>	– <sup>b</sup>	– <sup>a</sup>	– <sup>b</sup>	Bruckmann and Willner (1983)
Monohydroperoxides	0.21	– <sup>b</sup>	– <sup>a</sup>	– <sup>b</sup>	Lide (2001), HSDB (2004)
(prim.) <sup>d</sup> <i>1,n</i> -dinitrates	0.11	– <sup>b</sup>	– <sup>c</sup>	– <sup>b</sup>	Fischer and Ballschmiter (1998)
<i>1,2</i> -dinitrates	0.35	– <sup>b</sup>	– <sup>c</sup>	– <sup>b</sup>	Fischer and Ballschmiter (1998)
Sec. <sup>d</sup> dinitrates	0.11	– <sup>b</sup>	– <sup>c</sup>	– <sup>b</sup>	Fischer and Ballschmiter (1998)
(prim.) <sup>d</sup> <i>1,n</i> -diols	0.21	0.40	0.23	0.31	ESDU (2001)
Sec. <sup>d</sup> diols	0.20	0.26	0.15	0.22	ESDU (2001)
Tert. <sup>d</sup> diols	0.14	0.89	0.13	0.78	ESDU (2001)
Other <sup>e</sup> diols	0.28	0.38	0.29	0.43	ESDU (2001)
<i>n</i> -carboxylic acid	0.27	0.11	0.04	0.11	Poling et al. (2001)
<i>1,n</i> -dicarboxylic acid	0.26	0.65	0.45	0.48	Bilde et al. (2003)
Hydroxy ketones	0.43	0.58	0.34	0.50	Lide (2001), Asher et al. (2002)
Tri-O-acids <sup>f</sup>	0.42	0.50	0.61	0.60	HSDB (2004), ESDU (2001)

<sup>a</sup> Only one experimental value. <sup>b</sup> Not parameterized. <sup>c</sup> No experimental data. <sup>d</sup> Refers to the degree of substitution of the carbon(s) to which the functionality(ies) is(are) attached. Read “prim.” as “primary”, “sec.” as “secondary”, and “tert.” as “tertiary”. <sup>e</sup> The carbons bearing the functionalities have different degrees of substitutions. <sup>f</sup> Acid compounds with a carbonyl or hydroxy functionality.

## Estimating the vapour pressures of alpha-pinene products

M. Capouet and  
J. F. Müller

Title Page

Abstract

Introduction

Conclusions

References

Tables

Figures

◀

▶

◀

▶

Back

Close

Full Screen / Esc

Print Version

Interactive Discussion

## Estimating the vapour pressures of alpha-pinene products

M. Capouet and  
J. F. Müller

**Table 2.** Optimized group contributions ( $\tau_k$ ), as functions of the temperature (T). The last column reports the number of species for which experimental data are available in each class.

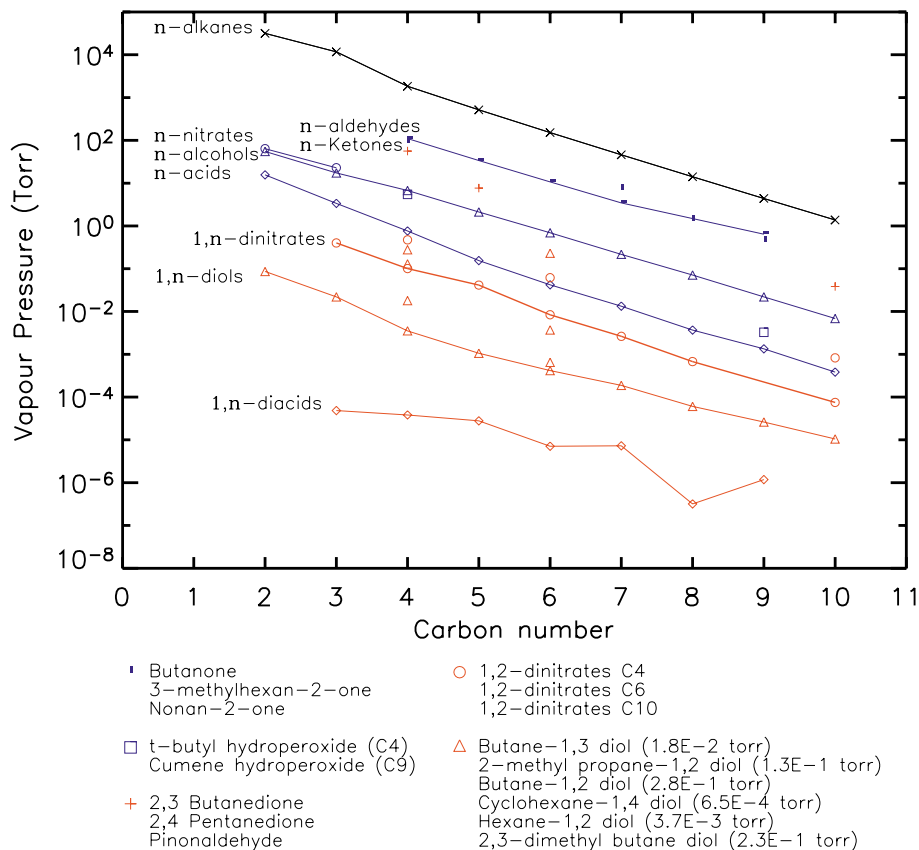
Class of compounds	Abr.	Contribution	Nb. of Species
Carbonyls	$\tau_{\text{carb}}$	$-0.8937+0.0039*(T-298)$	16
Primary <sup>a</sup> nitrates	$\tau_{\text{ONO2p}}$	$-2.0897+0.0063*(T-298)$	16
Secondary <sup>a</sup> nitrates	$\tau_{\text{ONO2s}}$	$-1.6711+0.0063*(T-298)$	14
Tertiary <sup>a</sup> nitrates	$\tau_{\text{ONO2t}}$	$-1.2793+0.0063*(T-298)$	0
Hydroperoxides	$\tau_{\text{OOH}}$	$-2.9942+0.0361*(T-298)$	3
Primary <sup>a</sup> alcohols	$\tau_{\text{OHp}}$	$-2.6738+0.0171*(T-298)$	28
Secondary <sup>a</sup> alcohols	$\tau_{\text{OHs}}$	$-2.0374+0.0124*(T-298)$	22
Tertiary <sup>a</sup> alcohols	$\tau_{\text{Oht}}$	$-1.4418+0.0103*(T-298)$	7
Acids	$\tau_{\text{COOH}}$	$-3.2516+0.0075*(T-298)$	13
PANs	$\tau_{\text{PAN}}$	$-3.0372+0.0133*(T-298)$	1

<sup>a</sup> Refers to the degree of substitution of the carbon(s) to which the functionality(ies) is (are) attached.

[Title Page](#)
[Abstract](#)
[Introduction](#)
[Conclusions](#)
[References](#)
[Tables](#)
[Figures](#)
[Back](#)
[Close](#)
[Full Screen / Esc](#)
[Print Version](#)
[Interactive Discussion](#)

## Estimating the vapour pressures of alpha-pinene products

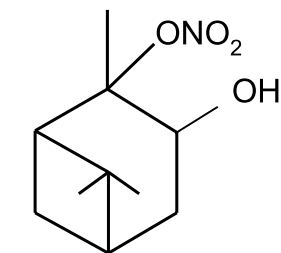
M. Capouet and  
J. F. Müller



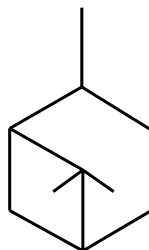
**Fig. 1.** Vapor pressures of monofunctional and difunctional compounds at 298 K. Species prefixed by “*n*” or “*1,n*” (connected symbols) are of type “ $\text{CH}_3-(\text{CH}_2)_n-\text{X}$ ” or “ $\text{X}-(\text{CH}_2)_n-\text{X}$ ”, respectively, with X being an oxygenated functionality. Non-connected symbols are used for all other types of compounds.

[Title Page](#)
[Abstract](#)
[Introduction](#)
[Conclusions](#)
[References](#)
[Tables](#)
[Figures](#)
[◀](#)
[▶](#)
[◀](#)
[▶](#)
[Back](#)
[Close](#)
[Full Screen / Esc](#)
[Print Version](#)
[Interactive Discussion](#)

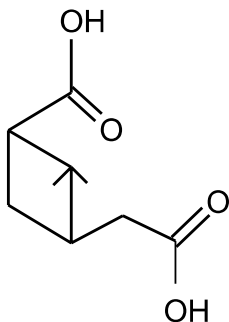


**Estimating the vapour pressures of alpha-pinene products**M. Capouet and  
J. F. Müller

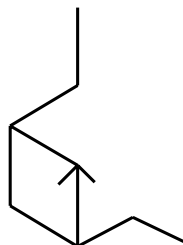
APINANO3



APINANO3 parent compound



Pinic acid

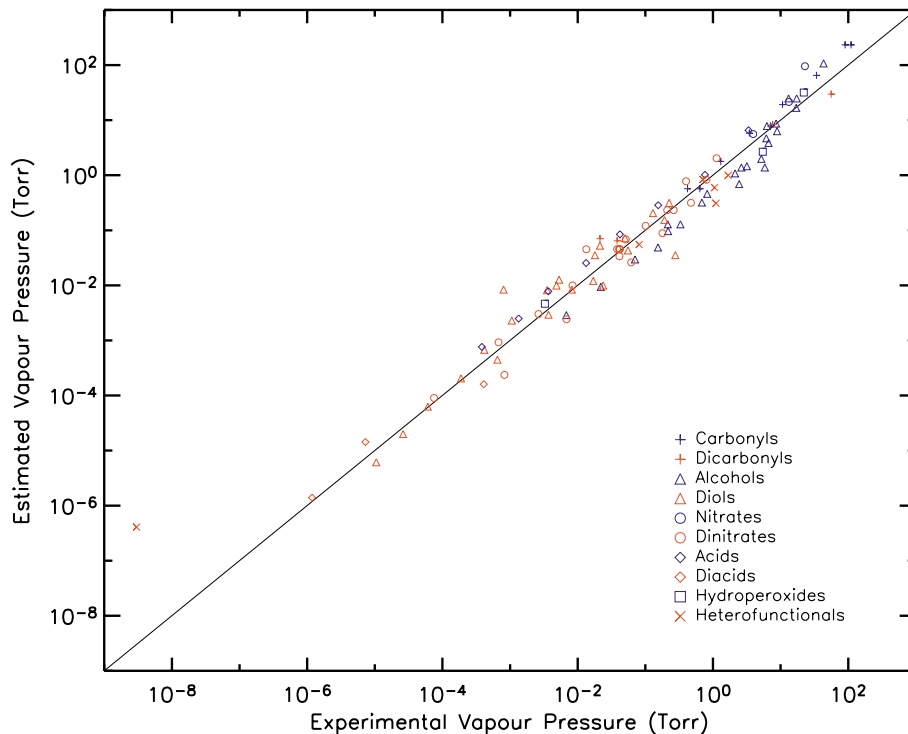


Pinic acid parent compound

**Fig. 2.** Structure of APINANO3 and pinic acid with their respective alkanolic parent compound.[Title Page](#)[Abstract](#)[Introduction](#)[Conclusions](#)[References](#)[Tables](#)[Figures](#)[◀](#)[▶](#)[◀](#)[▶](#)[Back](#)[Close](#)[Full Screen / Esc](#)[Print Version](#)[Interactive Discussion](#)

## Estimating the vapour pressures of alpha-pinene products

M. Capouet and  
J. F. Müller

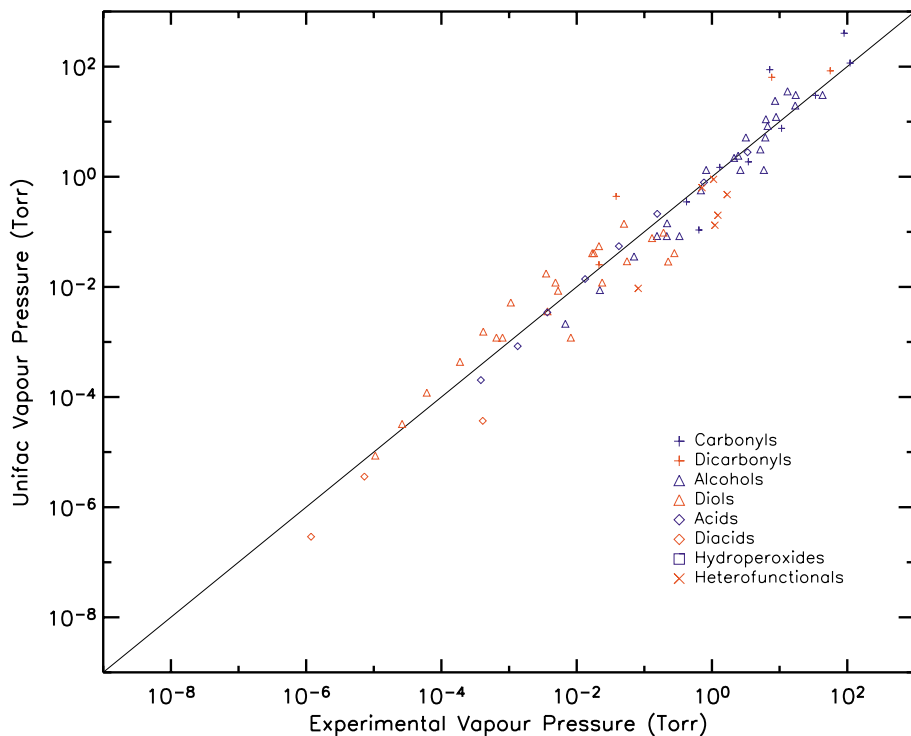


**Fig. 3.** Vapor pressures estimated using the prediction method developed in this work against the experimental vapour pressures (sources in Table 1). Monofunctional and difunctional compounds are represented in blue and red, respectively.

[Title Page](#)[Abstract](#)[Introduction](#)[Conclusions](#)[References](#)[Tables](#)[Figures](#)[◀](#)[▶](#)[◀](#)[▶](#)[Back](#)[Close](#)[Full Screen / Esc](#)[Print Version](#)[Interactive Discussion](#)

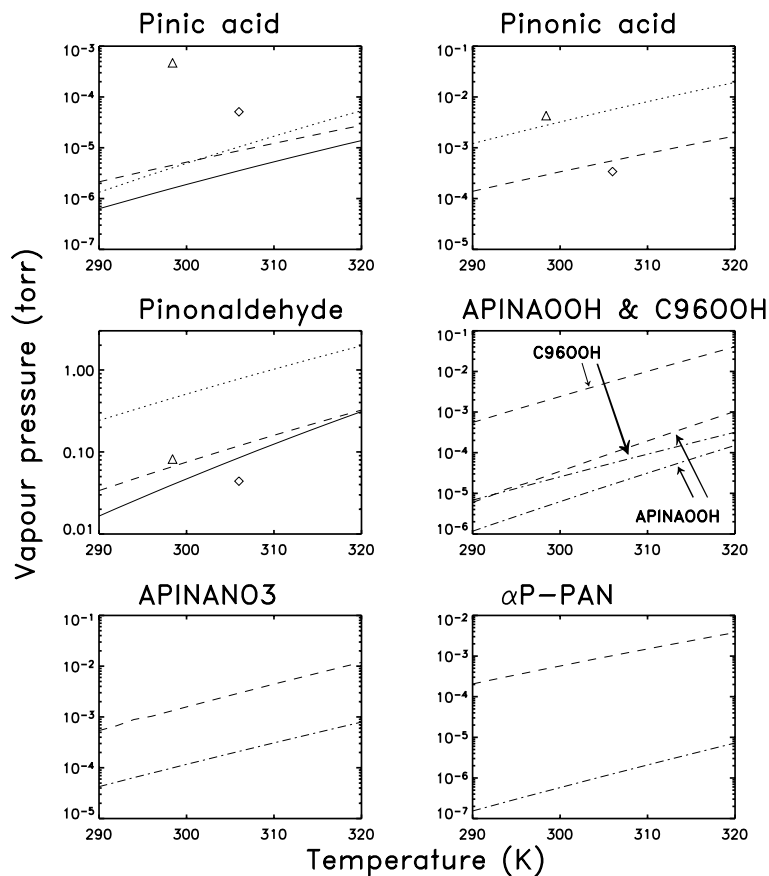
## Estimating the vapour pressures of alpha-pinene products

M. Capouet and  
J. F. Müller



**Fig. 4.** Vapor pressures estimated using UNIFAC against the experimental vapour pressures (sources in Table 1). Monofunctional and difunctional compounds are represented in blue and red, respectively.

[Title Page](#)[Abstract](#)[Introduction](#)[Conclusions](#)[References](#)[Tables](#)[Figures](#)[◀](#)[▶](#)[◀](#)[▶](#)[Back](#)[Close](#)[Full Screen / Esc](#)[Print Version](#)[Interactive Discussion](#)

Estimating the  
vapour pressures of  
alpha-pinene  
productsM. Capouet and  
J. F. Müller

**Fig. 5.** Vapor pressure of individual compounds estimated from the measurements (solid line), the method developed in this work (dashed), the UNIFAC method Asher et al. (2002), Bonn et al. (2004) (dash dotted), Jenkin et al. (2004) at 298 K (triangles) and Yu et al. (1999) at 306 K (diamonds).

Title Page

Abstract

Introduction

Conclusions

References

Tables

Figures

◀

▶

◀

▶

Back

Close

Full Screen / Esc

Print Version

Interactive Discussion